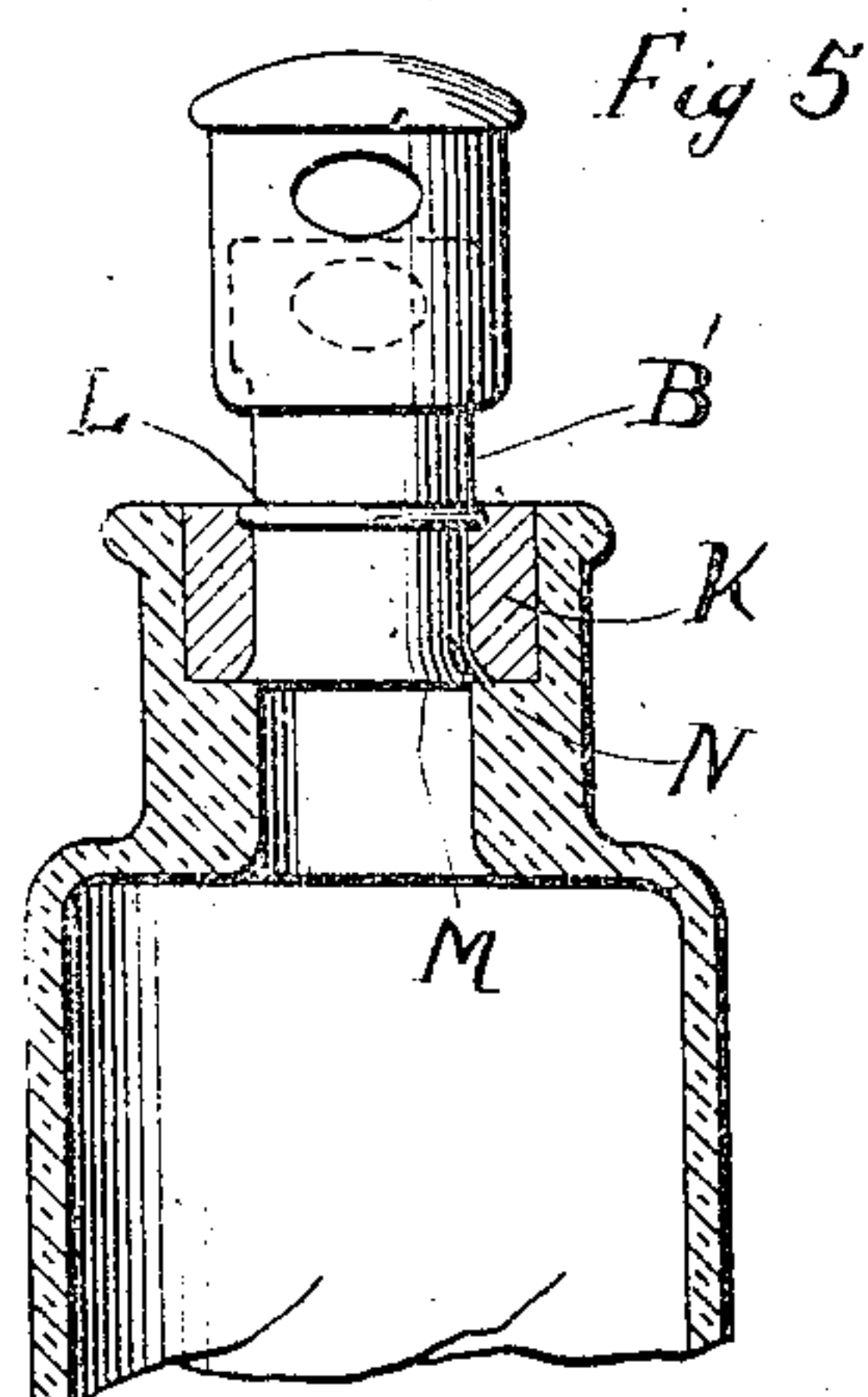
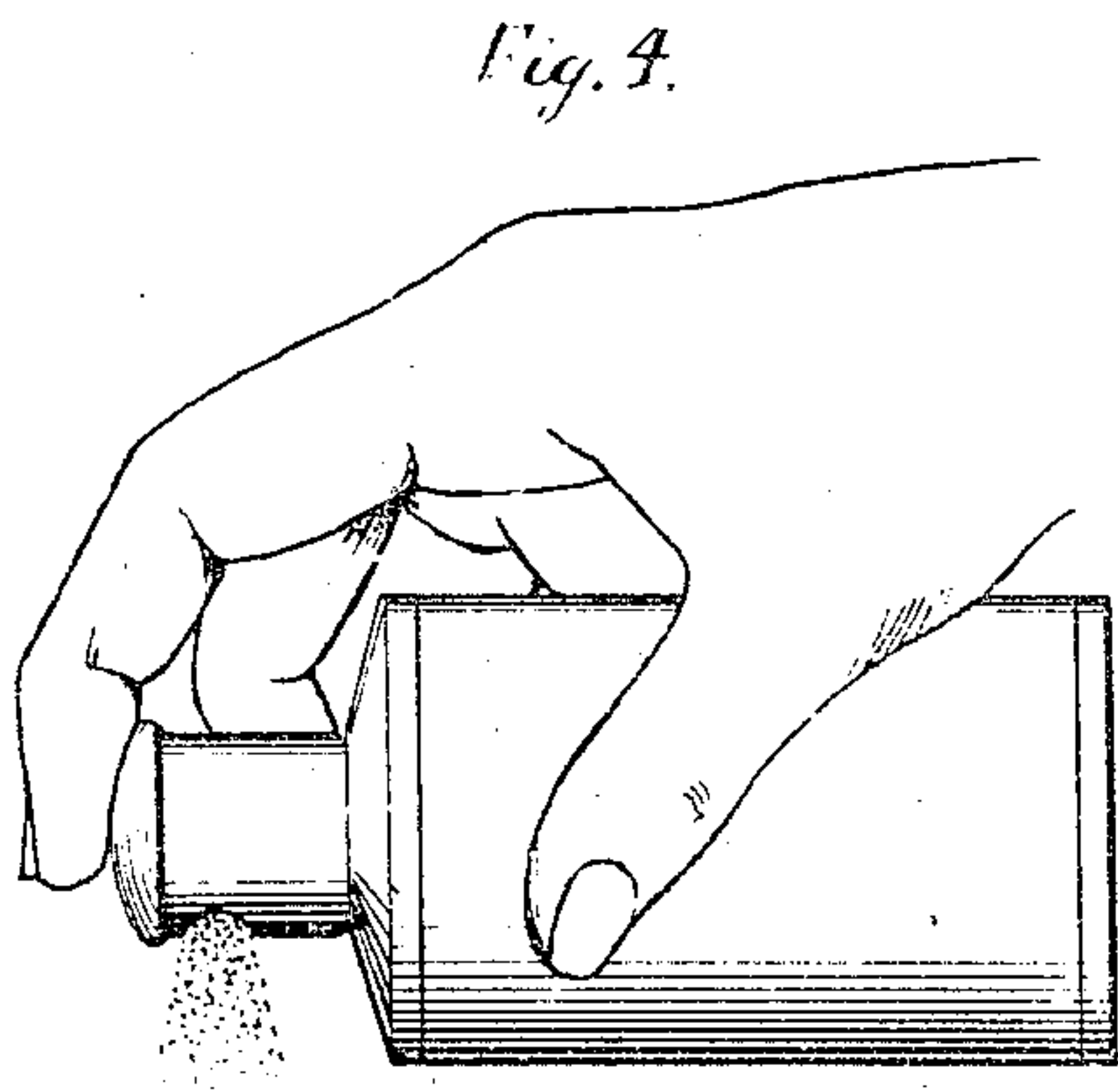
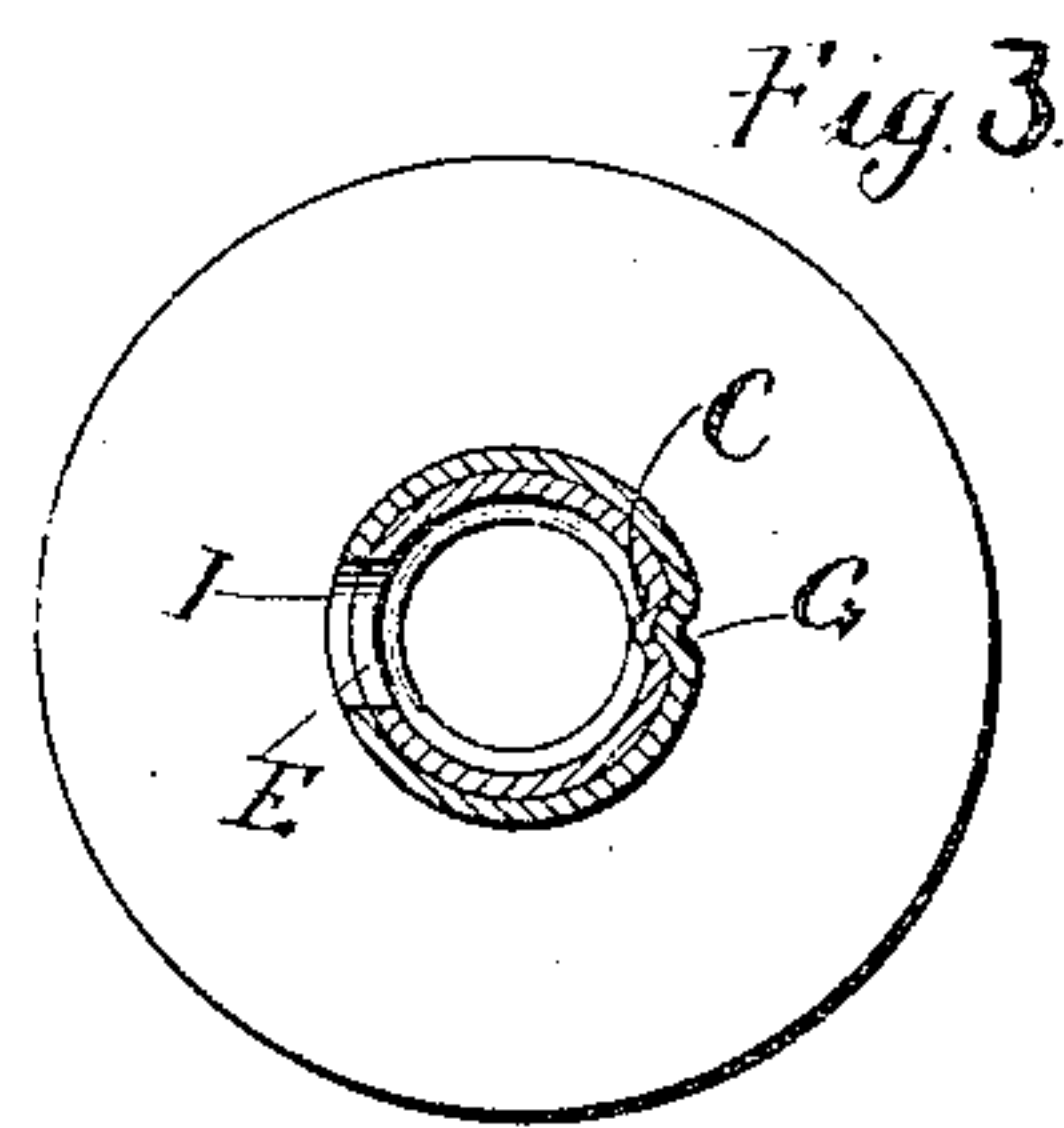
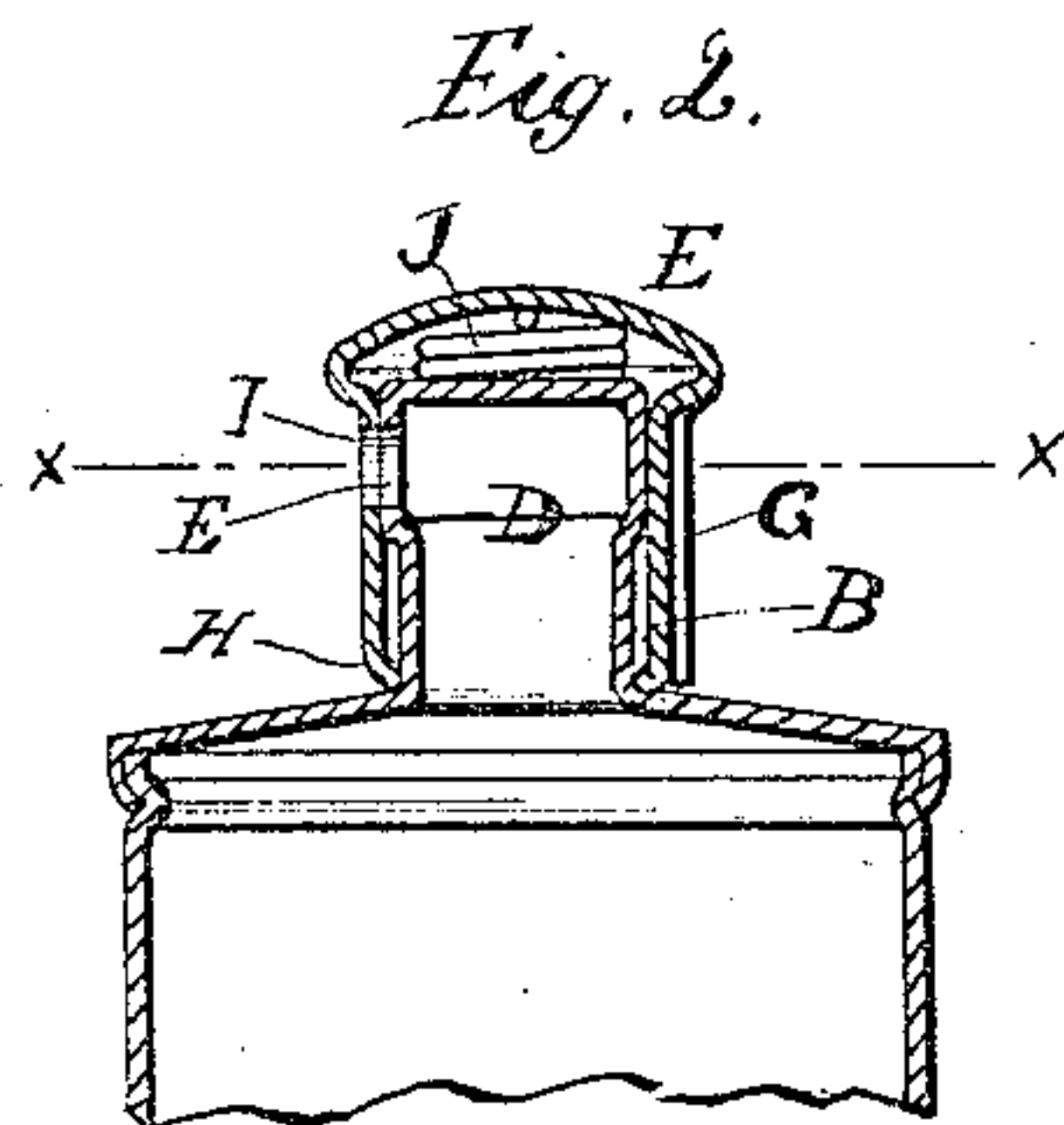
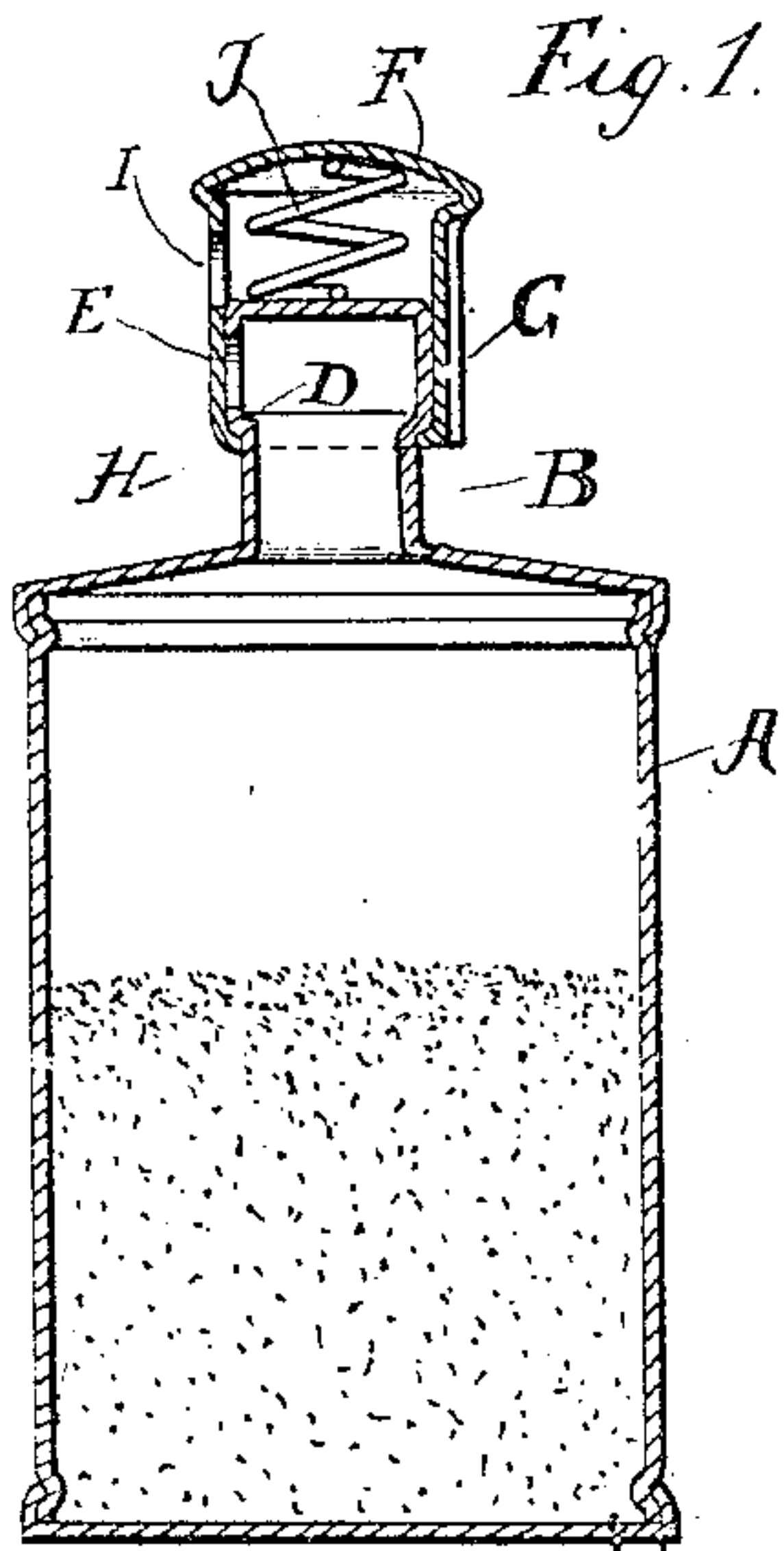


No. 848,419.

PATENTED MAR. 26, 1907.

D. WEBSTER, JR.
AUTOMATIC CLOSURE FOR CANS, BOTTLES, &c.
APPLICATION FILED MAR. 14, 1906.



WITNESSES:
Francis A. Pocock
J. Williamson

INVENTOR
Daniel Webster, Jr.

By *W. P. Williamson*
Attorney

UNITED STATES PATENT OFFICE.

DANIEL WEBSTER, JR., OF PHILADELPHIA, PENNSYLVANIA.

AUTOMATIC CLOSURE FOR CANS, BOTTLES, &c.

No. 848,419.

Specification of Letters Patent.

Patented March 26, 1907.

Application filed March 14, 1906. Serial No. 306,951.

To all whom it may concern:

Be it known that I, DANIEL WEBSTER, JR., a citizen of the United States, residing at Philadelphia, county of Philadelphia, and State of Pennsylvania, have invented a certain new and useful Improvement in Automatic Closers for Cans, Bottles, and the Like, of which the following is a specification.

My invention relates to a new and useful improvement in automatic closers for cans, bottles, and the like, and has for its object to provide an exceedingly simple and effective device by which cans intended for holding tooth-powder and the like will be automatically closed, while readily permitting the withdrawal of a small quantity of the powder when desired.

With these ends in view this invention consists in the details of construction and combination of elements hereinafter set forth and then specifically designated by the claim.

In order that those skilled in the art to which this invention appertains may understand how to make and use the same, the construction and operation will now be described in detail, referring to the accompanying drawings, forming a part of this specification, in which—

Figure 1 is a vertical section of a tooth-powder can having my improvement applied thereto; Fig. 2, a similar view of a portion of the can, showing the cap in its depressed position for the withdrawal of a portion of the powder; Fig. 3, a section at the line *x x* of Fig. 2; Fig. 4, a view showing the manner in which the powder is withdrawn; and Fig. 5, a view illustrating my improvement applied to a bottle.

In carrying out my invention as here embodied, A represents a can for containing tooth-powder or the like, having the neck B, in which is formed a vertical depression C. The upper portion of this neck has an offset D, through which is formed a hole E.

F represents the cap, which is fitted to slide upon the neck and also has a vertical depression G, fitting in the depression C, so as to prevent the cap revolving, while permitting it to slide up and down after the manner of a spline. The lower end of the cap is intumed, as indicated at H, so as to abut against the

under side of the offset D, and thus limit the upward movement thereof. This cap has a hole I formed therein, corresponding to the hole E formed in the neck, and a spring J is interposed between the top of the neck and the top of the cap, so as to normally force the latter upward, thus keeping the holes E and I out of alinement, thereby closing the can against the withdrawal of its contents.

In practice when it is desired to withdraw a portion of the contents of the can it is only necessary to tip the same to the approximate position shown in Fig. 4 and depress the can against the action of the spring, bringing the holes E and I in alinement, when a portion of the powder, which will then be in the neck of the can, will flow through these holes, and when a sufficient amount of the powder is withdrawn the cap is released, when the spring will be forced outward, thus closing the openings.

This same device may be applied to a bottle, as shown in Fig. 5, in which B' represents an extended neck, which is secured in the cork K by means of the bead L and the flared lower edge of the neck M, and in practice I prefer that the neck of the bottle shall be recessed, so as to receive the cork and provide a shoulder N, upon which the lower end of the neck is seated, thus more effectually withstanding the strain of the pressure necessary to depress the cap without dislocating the cork.

Of course I do not wish to be limited to the details of construction here shown, as various modifications might be made without departing from the spirit of my invention, the gist of which rests in the broad idea of providing a sliding cap spring-actuated in one direction.

Having thus fully described my invention, what I claim as new and useful is—

In a dispensing-receptacle, the combination of a neck portion, the upper end of which is closed, an annular outwardly-extending offset formed around the upper part of said neck, an aperture in said offset, a vertical groove also in said offset, a cap slidably fitting on said neck, a depression on the flange of the cap fitting in the groove of the offset, an intumed edge on the flange of the cap, a spring

between the cap and the closed end of the neck so as to raise said cap and cause the in-turned edge part to abut against the lower margin of the offset, and an aperture in the flange of the cap adapted to register with the aperture in the offset part when the cap is depressed.

In testimony whereof I have hereunto affixed my signature in the presence of two subscribing witnesses.

DANIEL WEBSTER, JR.

Witnesses:

MARY E. HAMER,
S. M. GALLAGHER.