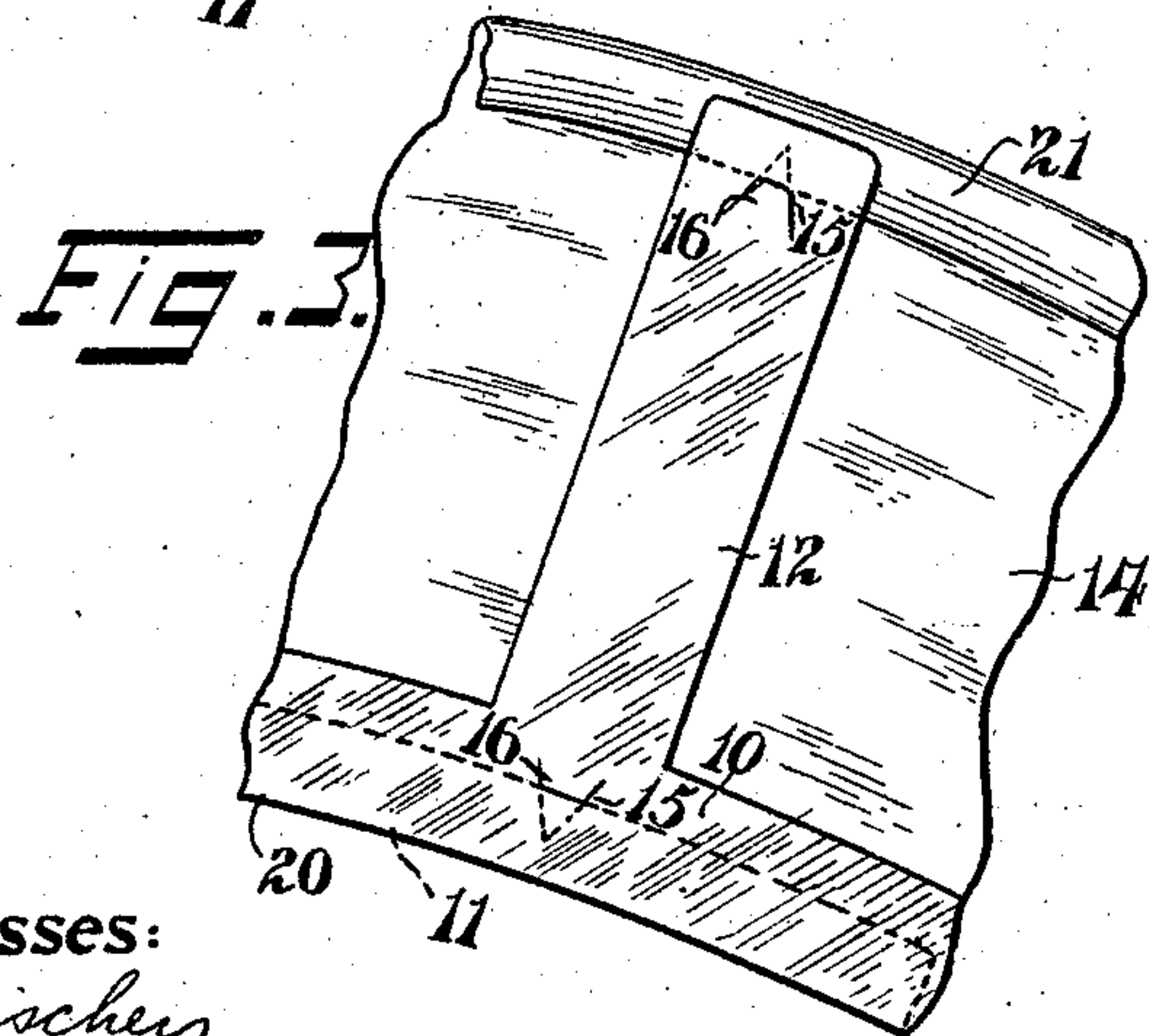
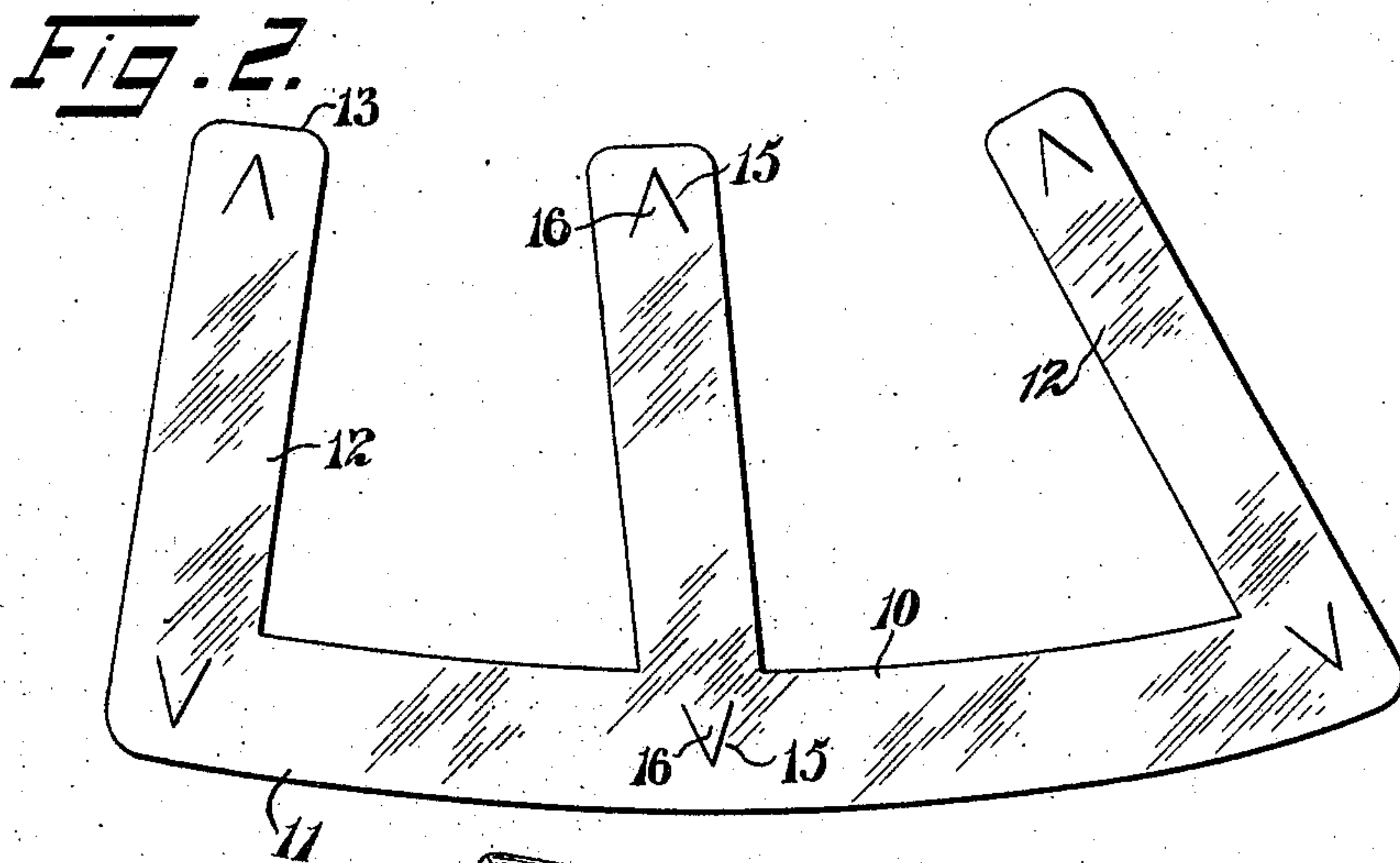
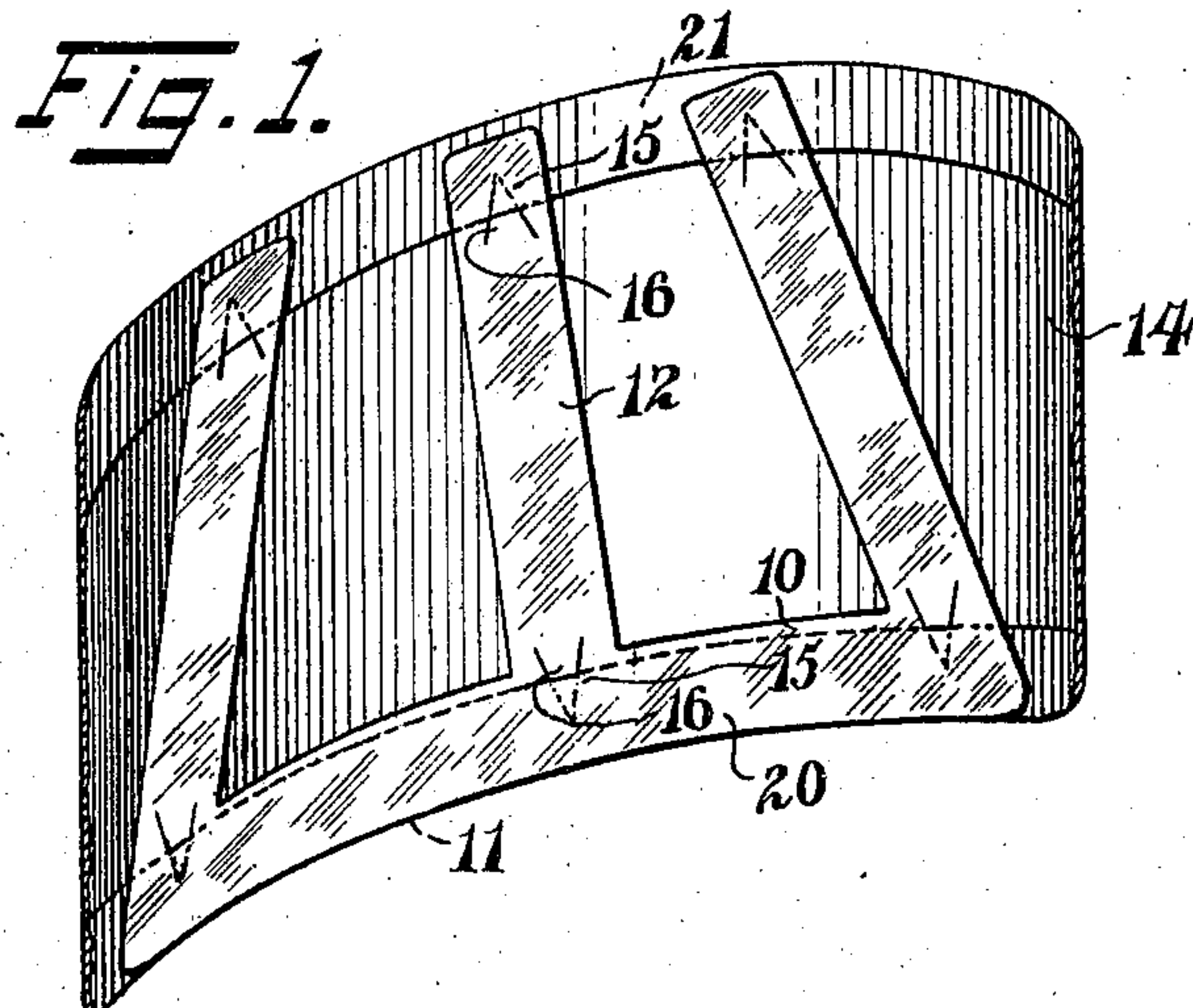


No. 847,604.

PATENTED MAR. 19, 1907.

C. I. RANKIN.
COLLAR SUPPORTER.

APPLICATION FILED MAY 31, 1906.



Witnesses:
H. Fleischer
H. D. Penny

Inventor:
Cora I. Rankin.
By her Attorney,
F. H. Richards.

UNITED STATES PATENT OFFICE.

CORA ISABELLA RANKIN, OF NEW YORK, N. Y.

COLLAR-SUPPORTER.

No. 847,604.

Specification of Letters Patent.

Patented March 19, 1907.

Application filed May 31, 1906. Serial No. 319,452.

To all whom it may concern:

Be it known that I, CORA ISABELLA RANKIN, a citizen of the United States, residing in the borough of Manhattan, city of New York, county of New York, and State of New York, have invented certain new and useful Improvements in Collar-Supporters, of which the following is a specification.

This invention relates to and has for an object to provide an improved collar-supporter and one which is peculiarly adapted for holding light and transparent materials in proper shape and position about the neck.

It not only comprises means for sustaining the collar in its vertical height, but also maintaining the lower edge properly distended and in desired lines.

The invention also comprises means for fastening the collar to the supporter and the various stays which constitute the same.

In the drawings accompanying and forming a part of the specification, Figure 1 is a broken-away portion of a collar, showing the inside thereof and revealing my improved supporter applied thereto. Fig. 2 is a side view of a form of the supporter removed. Fig. 3 is an inside view of a section of a collar, showing the supporter applied.

Similar characters of reference designate corresponding parts in the several views of the drawing.

The supporter is made of such shape as to give the desired conformation and shape to the collar. In the present instance it is shown of skeleton formation, comprising a body portion or longitudinally-extending member 10, adapted to run lengthwise of the collar, and means located transversely of said body portion and comprising a plurality of separated members or stays 12. The lower edge 11 of the body member usually conforms to the lower edge of the collar, the curvature given such edge being the same as that given to the edge of the collar or that portion which will come adjacent to such edge 11. The transversely-located members or stays 12 are of such height from the edge 11 of the body member that they will correspond substantially with the height of the collar which it is desired to shape and support by this improved supporter.

For the purpose of attaching the fabric 14 to the supporter the latter is provided with suitable securing means, which comprise prongs formed by punching openings 15 from the material of which the supporter is made,

thereby forming in each of the openings a tongue or prong 16. In the present instance these openings, and therefore the prongs, are of V-shaped formation, the prongs being preferably left of about the size of the opening.

This improved supporter may be formed by stamping it from a suitable object of elastic or resilient material—as, for instance, celluloid—which may be transparent, so that when used upon open-work material, such as lace or other flimsy fabric, the supporter will be practically unapparent to the eye when in position on the neck of the wearer. The fastening-prongs are preferably located in sets, a plurality of sets being provided, one prong of each set being located adjacent to the outer or free end of each stay, while the other prong is located adjacent to that end of the stay which joins the body or longitudinally-extending member 10. These prongs being of resilient material can be projected slightly outwardly beyond their openings for the attachment of the collar to the supporter, which is effected by slipping the prongs into the collar adjacent its upper and lower edges in such manner that the collar will be placed under tension and supported in an upright position about the neck of the wearer. In practice the stays or transverse members are so located that one is adjacent each end of the longitudinally-extending member 10, the one at the front end thereof being either inclined rearwardly or so formed as to have its front edge inclined in this manner, so that when two of the supporters are used to each collar, one at each side of the neck of the wearer, and the collar is properly joined in front the inclined stays will form a V-shaped opening under the chin of the wearer. By attaching the collar in this manner not only is it held under tension in an upright position, but the prongs extend outwardly away from the neck of the wearer, as the supporter is placed on the inner side of the collar. It will be understood that various shapes can be given to this improved device, the front stay otherwise located, and various forms of prongs used, either pointed or blunt, as may be desired, so that the end of the prongs may be sufficiently sharp to enter the fabric or may be smoothed off, so that they will firmly hold without cutting the fabric.

When it is desired to remove the collar from the supporter for the purpose of wash-

ing or other reasons, it is merely necessary to release the prongs attaching the collar to the supporter. From this it will be seen that the device may be quickly and readily
5 attached to the collar without sewing or hemming or any other additional fastening means carried by the supporter itself, while the latter may be made of transparent and very thin sheet material.

10 Having described my invention, I claim--

1. A collar-supporter comprising a member running lengthwise of and adjacent to one edge of the collar, and means projecting transversely of such longitudinally-extend-
15 ing member for engaging and supporting the other edge of the collar, said supporter having a plurality of oppositely-disposed resilient prongs for engaging the collar.

2. A collar-supporter comprising a member running lengthwise of and adjacent to one edge of the collar, a plurality of transversely-extending members for engaging and supporting the other edge of the collar, and prongs carried by said supporter for
25 engaging the collar.

3. A collar-supporter comprising a plurality of members adapted to extend transversely of the collar, and a member running lengthwise of and adjacent to one edge of
30 the collar and connected to such transversely-extending members at the ends thereof, said supporter having a plurality of sets of oppositely-disposed resilient prongs for engaging the collar adjacent to its upper and lower
35 edges.

4. A collar-supporter comprising a member running lengthwise of and adjacent to one edge of the collar, a plurality of trans-

versely-extending members, one of said transversely-extending members having its front edge inclined rearwardly, and means carried
40 by the transversely-extending members for engaging the collar.

5. A collar-supporter comprising a member running lengthwise of and adjacent to one edge of the collar, a plurality of transversely-extending members, one of said transversely-extending members having its front edge inclined rearwardly, and said supporter having a plurality of resilient prongs for
50 attaching the collar to the supporter.

6. A collar-supporter comprising a thin celluloid skeleton framework consisting of a member running lengthwise of the collar, a plurality of transversely-extending members,
55 one located adjacent to each end thereof and one having its front edge inclined rearwardly, and a plurality of sets of resilient prongs for each of said transversely-extending members.

7. A collar-supporter comprising a body portion for sustaining the lower edge of a collar, and transversely-disposed stays for upholding the collar, and said body and stays being provided with openings having
60 V-shaped ends, and a tongue in each of said openings having a V-shaped free end, the edge of each of said tongues lying adjacent to the edge of the end of the opening which it occupies.

Signed at Nos. 9-15 Murray street, New York, N. Y., this 29th day of May, 1906.

CORA ISABELLA RANKIN.

Witnesses:

FRED. J. DOLE,
JOHN O. SEIFERT.