

No. 847,474.

PATENTED MAR. 19, 1907.

E. H. HAWLEY.  
POCKET KNIFE.

APPLICATION FILED JAN. 26, 1907.

Fig. 1.

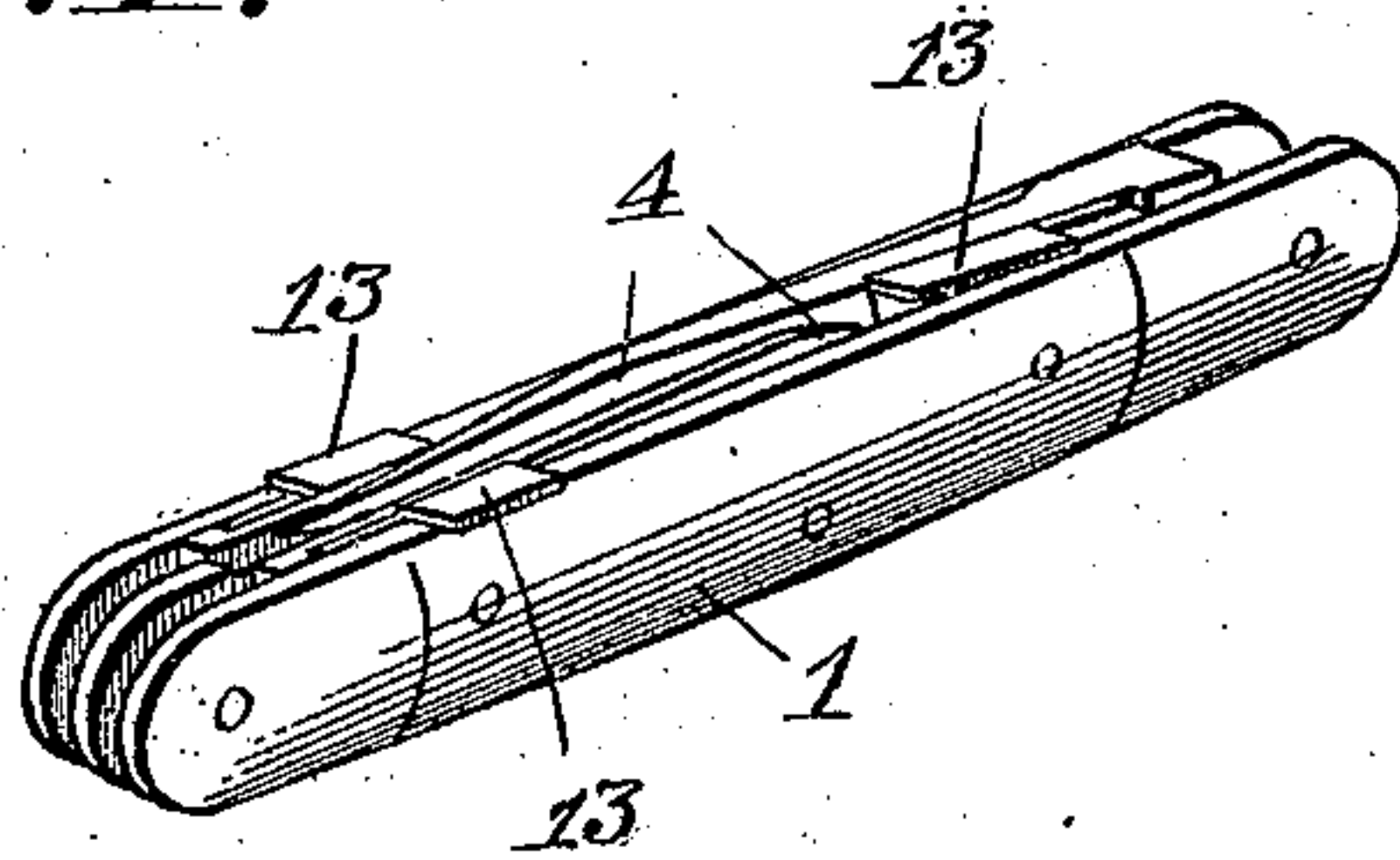


Fig. 2.

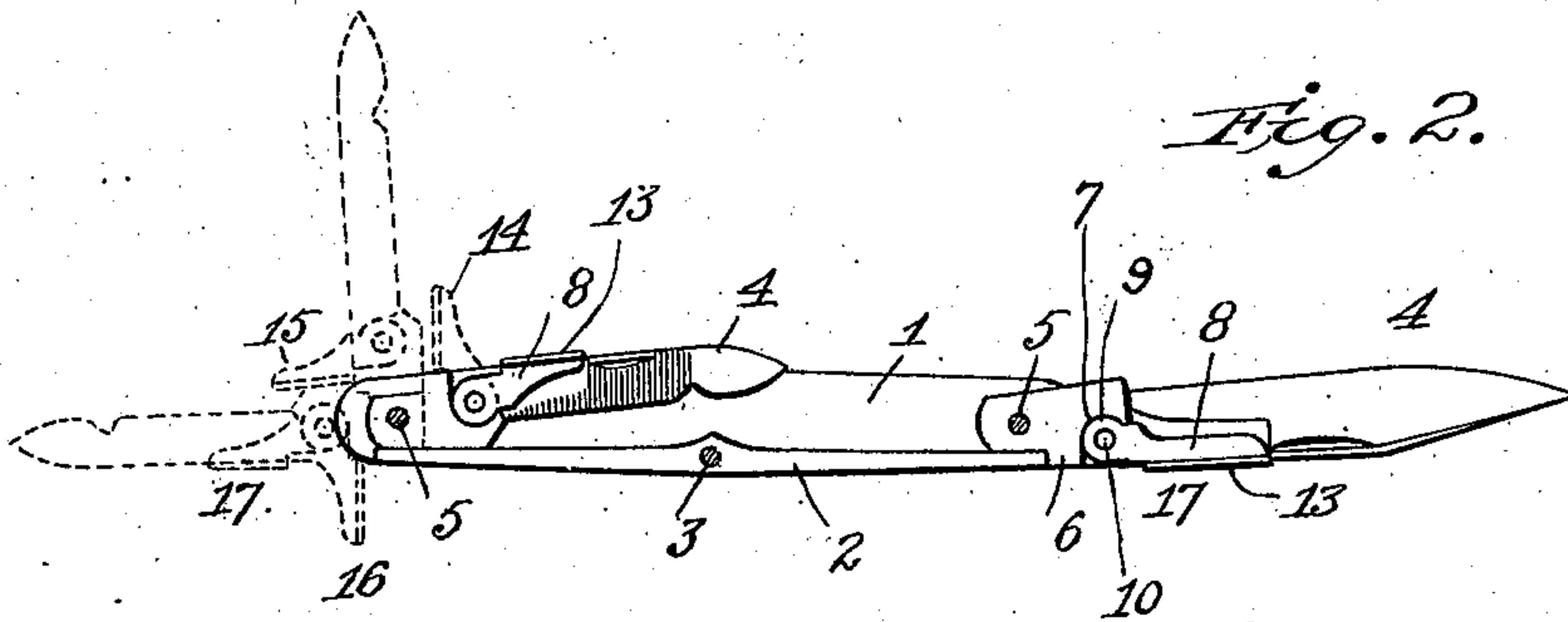
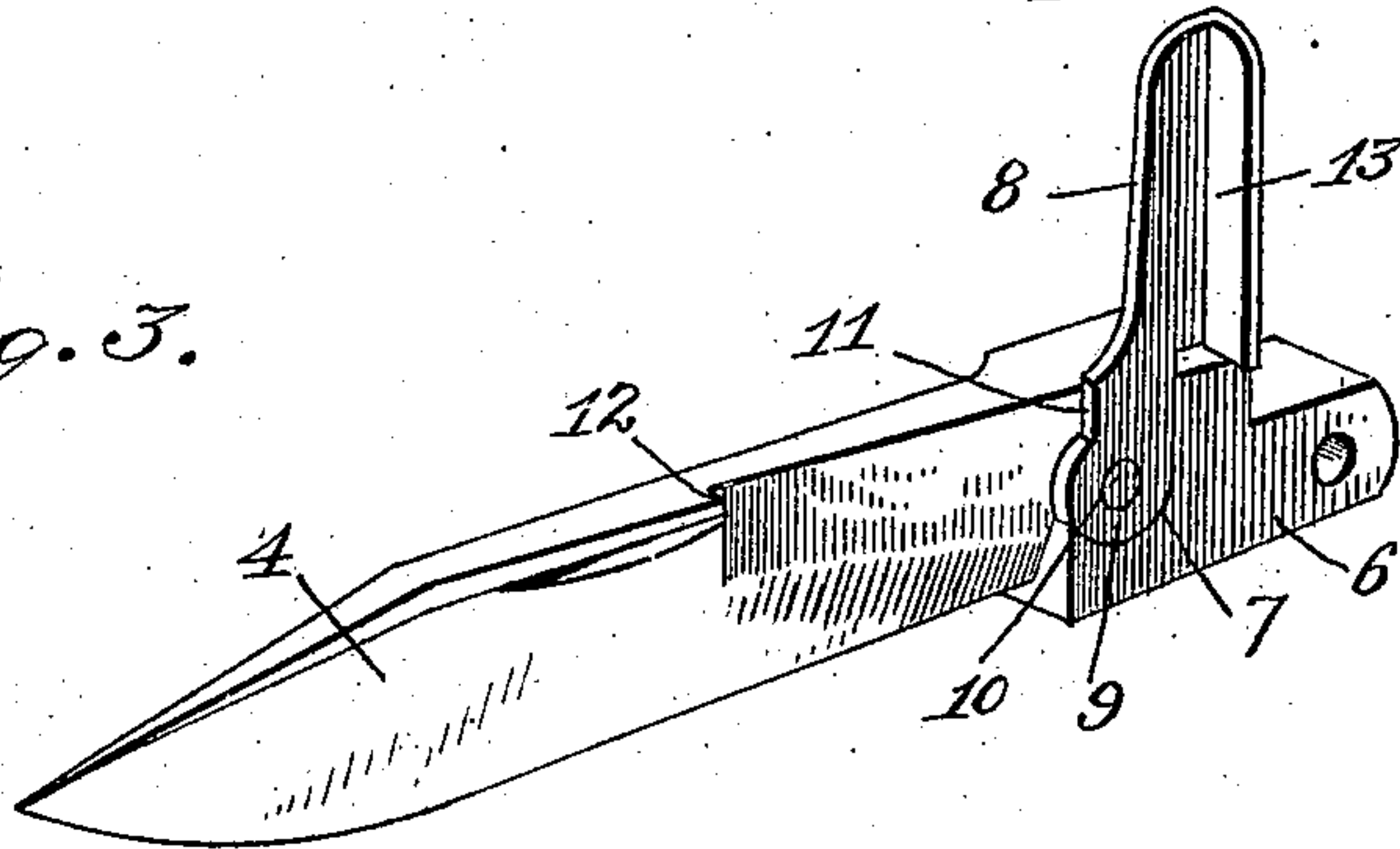


Fig. 3.



Inventor

Edwin H. Hawley

Witnesses

Edwin L. Jewell  
H. L. Rockwell

By

Geo. A. Hawley

Attorney

# UNITED STATES PATENT OFFICE.

EDWIN H. HAWLEY, OF WASHINGTON, DISTRICT OF COLUMBIA.

## POCKET-KNIFE.

No. 847,474.

Specification of Letters Patent.

Patented March 19, 1907.

Application filed January 26, 1907. Serial No. 354,267.

*To all whom it may concern:*

Be it known that I, EDWIN H. HAWLEY, a citizen of the United States, residing at Washington, in the District of Columbia, have invented new and useful Improvements in Pocket-Knives, of which the following is a specification.

My invention relates to pocket-knives, or those consisting of a handle having a blade folding into the same, and the object of the invention is to provide such a knife with means for readily opening the blade without using the thumb-nail.

To this end the invention consists in the combination, with each blade, of a lever pivoted to the side of the blade near the tang and folding down by the side of the blade when not in use. The lever has a laterally-projecting flange with which the ball of the thumb can be engaged when the blade is to be opened.

In the accompanying drawings, Figure 1 is a perspective view of a three-bladed pocket-knife embodying my invention. Fig. 2 is a sectional side elevation showing the location and operation of the opening-lever; and Fig. 3 is a perspective view, on a larger scale, of one of the blades and its opening-lever.

The knife may be of the usual construction, having the handle composed of side plates 1 and the spring-back 2, connected thereto by the central rivet 3. At each end of the handle is one or more blades 4, pivoted on the transverse rivets or pivot-pins 5, the ends of the spring or springs 2 bearing against the tangs 6 of said blades, as usual. In one side of each tang (the outside, if two blades are pivoted side by side) is a recess 7, in which is pivoted a short lever 8, formed of thin metal, so as to lie close to the blade and flush with the surface of the tang. The heel 9 of the lever is circular in outline and fits snugly in the recess, which is also circular at this point, concentric with the pivot 10, on which the lever is fulcrumed. The back of the recess is upright and at right angles with the back of the blade, so that when the lever is turned up, as shown in Fig. 3, its back will abut against the back of the recess. When the lever is turned down, a shoulder 11 strikes the front edge of the recess and stops the lever at the instant that its back lies flush

with the back of the blade. The blade may also have a shoulder 12, against which the end of the lever will abut when it is closed. On the outer side of the lever—that is, the side away from the blade—there is a flange 13, projecting sufficiently to enable it to be engaged readily by the ball of the thumb.

When the knife is closed, the flanges lie substantially flush with the sides of the handle, as shown in Fig. 1. If a blade is to be opened, its lever is raised to the position shown in Fig. 3 or in dotted lines at 14 in Fig. 2. In this position its back abuts against the back of the recess, so that further movement of the lever causes the blade to open, as shown at 15 and 16, Fig. 2. The lever can be left in this position or it can be closed down alongside the blade, as shown at 17 in Fig. 2. Being short, it does not interfere with the ordinary uses of the blade. When closed, the lever or levers is or are inconspicuous, and do not project in such a manner as to wear holes in the pockets of the owner.

Having thus described my invention, what I claim is—

1. The combination with a knife having a handle and a pivoted blade, of a lever pivoted to the side of the blade at a point non-coincident with the blade-pivot, and abutting against a shoulder on said blade when opened; said lever shutting into the handle alongside of the blade when closed.

2. The combination with a knife having a handle and a pivoted blade, of a lever pivoted to the side of said blade at a point non-coincident with the blade-pivot, and having a laterally-projecting flange.

3. The combination with a knife having a handle and a pivoted blade provided with a recess in its side, of a lever pivoted in said recess and adapted to close down by the side of said blade.

4. The combination with a knife having a handle and a pivoted blade provided with a recess in its side having a circular portion and a straight back at right angles to the back of the blade, of a lever having a circular portion fitting said recess and a back adapted to abut against the back of the recess when opened.

5. The combination with a knife having a handle and a pivoted blade provided with a



recess in its side having a circular portion  
and a straight back at right angles to the  
back of the blade, of a lever having a circular  
portion fitting said recess and a back adapted  
5 to abut against the back of the recess when  
opened, and a laterally-projecting flange.

In testimony whereof I have signed my

name to this specification in the presence of  
two subscribing witnesses.

EDWIN H. HAWLEY.

Witnesses:

ALEXANDER L. STEUART,  
H. L. ROCKWELL.