

No. 847,206.

PATENTED MAR. 12, 1907.

S. SAUNDERSON.  
POCKET KNIFE.

APPLICATION FILED SEPT. 7, 1906.

Fig. 1.

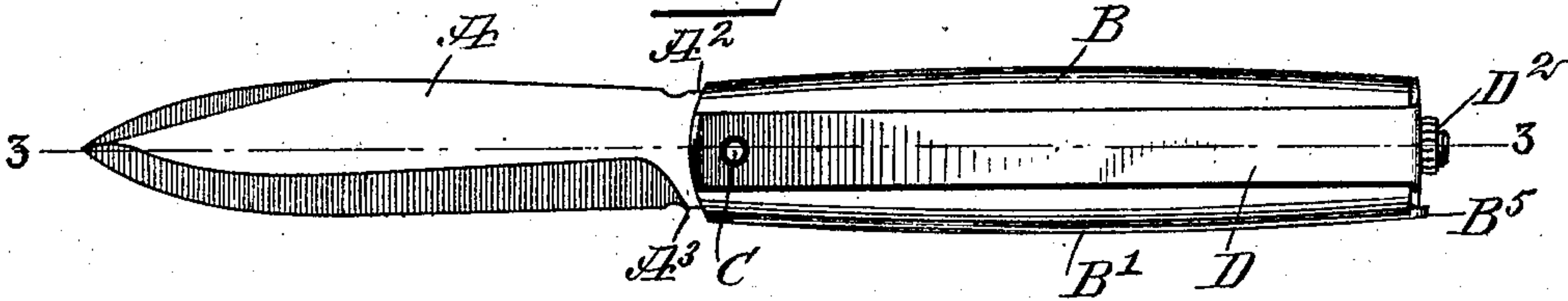


Fig. 2.

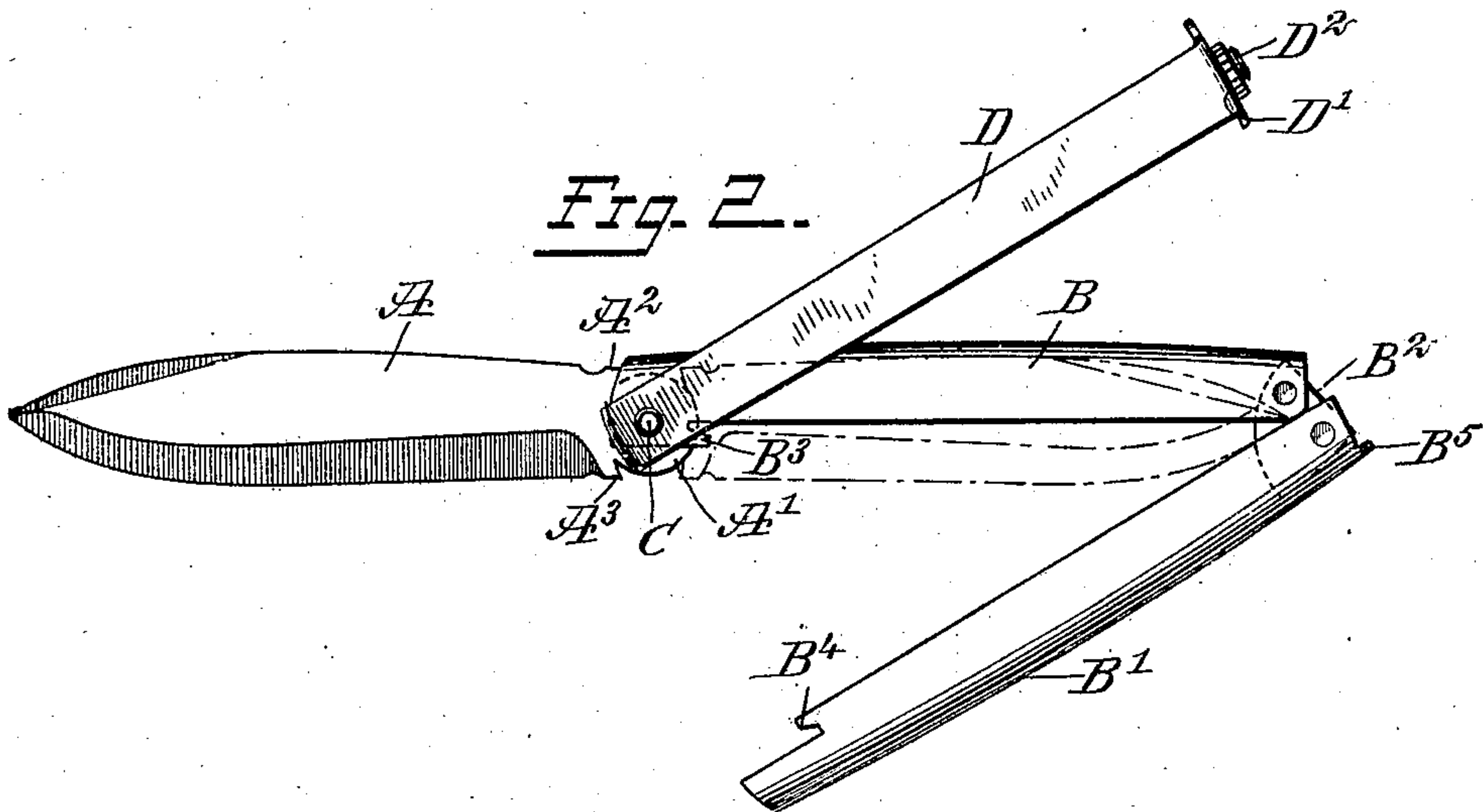


Fig. 3.

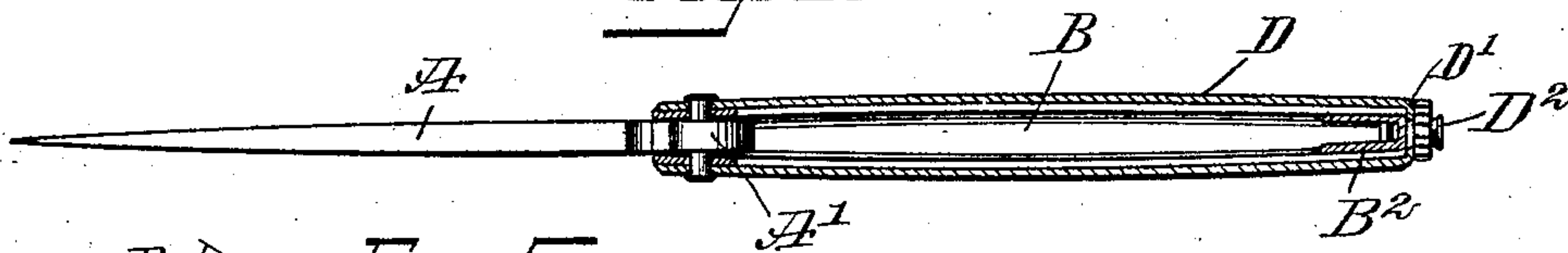


Fig. 5.

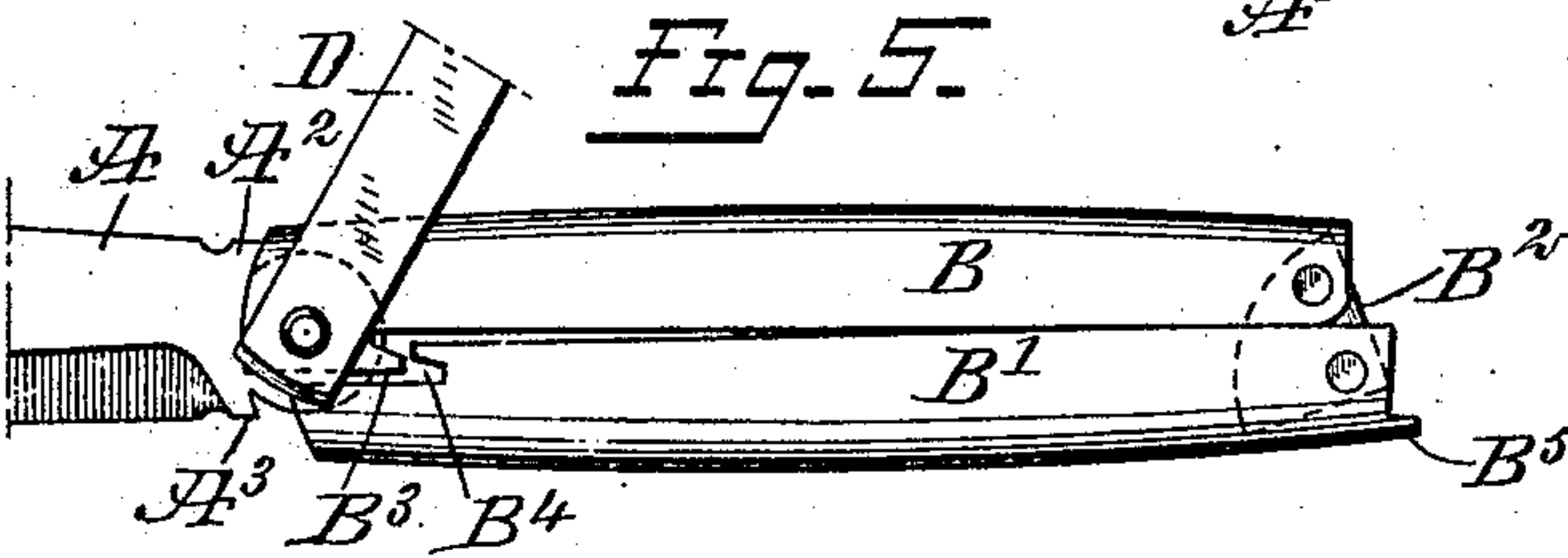


Fig. 6.

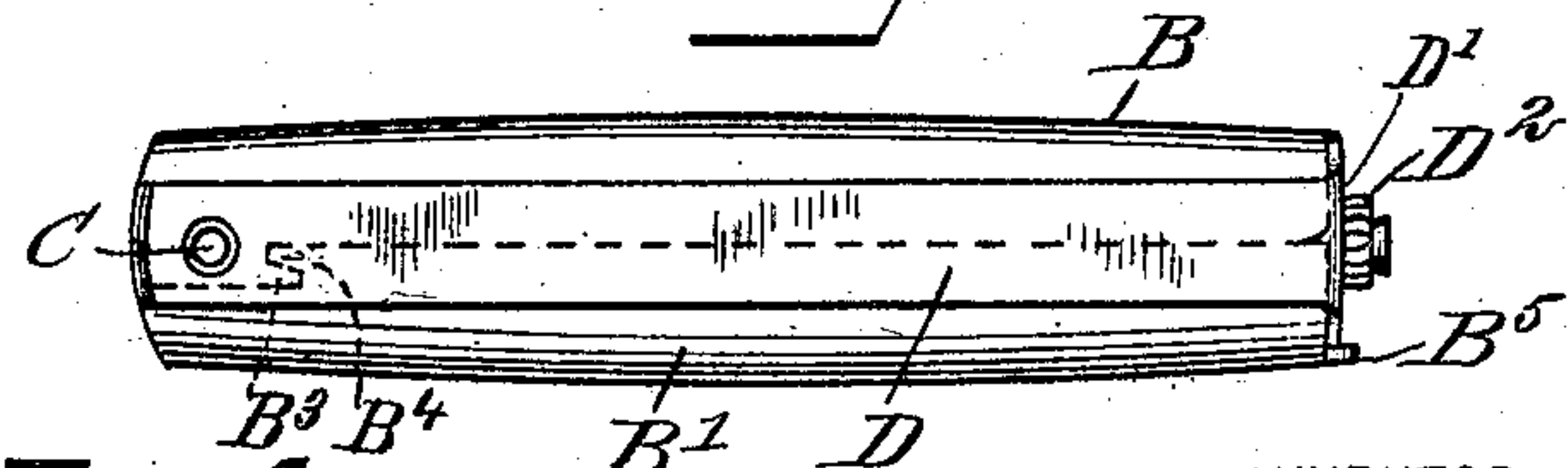
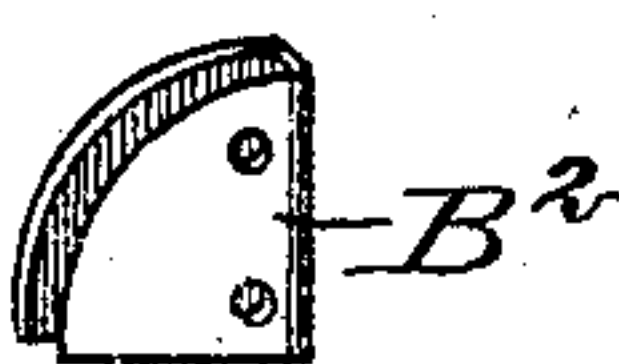


Fig. 4.



WITNESSES

G. V. Rasmussen  
Reed G. Foster

INVENTOR

Saunders Saunderson

BY Munn & Co

ATTORNEYS



# UNITED STATES PATENT OFFICE.

SAUNDER SAUNDERSON, OF NORTHWOOD, NORTH DAKOTA.

## POCKET-KNIFE.

No. 847,206.

Specification of Letters Patent.

Patented March 12, 1907.

Application filed September 7, 1906. Serial No. 333,588.

*To all whom it may concern:*

Be it known that I, SAUNDER SAUNDERSON, a citizen of the United States, and a resident of Northwood, in the county of Grand Forks and State of North Dakota, have invented a new and Improved Pocket-Knife, of which the following is a full, clear, and exact description.

The invention relates to cutlery; and its object is to provide a new and improved pocket-knife having a blade capable of being concealed and locked in the handle and adapted to be extended for use and held locked in the extended position without the use of springs and to prevent accidental closing while using the knife for its legitimate purpose.

The invention consists of novel features and parts and combinations of the same, which will be more fully described hereinafter and then pointed out in the claims.

A practical embodiment of the invention is represented in the accompanying drawings, forming a part of this specification, in which similar characters of reference indicate corresponding parts in all the views.

Figure 1 is a side elevation of the improvement, showing the blade in an extended position. Fig. 2 is a like view of the same, showing the sectional handle open for folding or closing the blade. Fig. 3 is a sectional plan view of the improvement on the line 3-3 of Fig. 1. Fig. 4 is a perspective view of the link for connecting the handle-sections with each other. Fig. 5 is a side elevation of the improvement in a partly-unlocked position; and Fig. 6 is a side elevation of the improvement, showing the blade concealed in the handle.

The blade A of the knife is adapted to be folded within the handle-sections B and B' or extended therefrom and locked in place for the legitimate use of the knife. The handle-sections B and B' are pivotally connected with each other at their outer ends by a link B<sup>2</sup>, and the said sections are made U shape in cross-section, so that when the sections are in a closed position they form a complete sheath for concealing the blade A when the knife is not in use. (See Fig. 6.) The section B carries at its forward free end a transverse pivot C, on which the heel A' of the blade A is fulcrumed, and the said heel A' is provided on opposite sides with notches A<sup>2</sup> A<sup>3</sup> for the free ends of the handle-sections B and B' to fit in, so as to hold the blade A locked

when in an extended position, as shown in Fig. 1.

In order to hold the handle-sections B and B' in a locked position when the blade A is in an extended position or in a folded position, the following arrangement is made: The handle-sections B and B' are provided near their free ends and at their abutting faces with interlocking tongues and grooves B<sup>3</sup> B<sup>4</sup>, adapted to engage or disengage one with the other and to move the section B' lengthwise on the other section B, it being understood that the link B<sup>2</sup> permits such lengthwise movement of the sections B and B'. (See Fig. 5.)

In order to prevent the handle-sections B and B' from opening accidentally, a stirrup D is provided, having its side arms fulcrumed on the pivot C and so as to permit of swinging the stirrup D over the handle-sections B and B' to straddle the same in a lengthwise direction. The stirrup D is so arranged that its middle portion D' snugly fits onto the outer ends of the handle-sections B and B' and the link B<sup>2</sup> to prevent the sections B and B' from becoming accidentally displaced while the stirrup D is in engagement with the handle-sections B and B', as shown in Figs. 1 and 3. The middle portion D' of the stirrup D is provided with a knob or handle D<sup>2</sup> for conveniently swinging the stirrup D into an open or a closed position, as indicated in the drawings. When the several parts are in the position as shown in Figs. 1 and 3, the blade A is extended and is securely locked in position by the interlocked handle-sections B and B', which in turn are locked in place by the stirrup D. Now when it is desired to fold the blade A within the handle-sections B and B' it is only necessary for the operator to first swing the stirrup D into an open position, as shown in Figs. 2 and 5, and then to slide the section B' outwardly on the section B (see Fig. 5) to disengage the interlocking tongues and grooves B<sup>3</sup> and B<sup>4</sup> from each other. When this has been done, the handle-section B' can be swung into an open position (see Fig. 2) to permit swinging the blade A within the handle-section B, (see dotted lines in Fig. 2,) after which the section B' is swung into a closed position, and its tongue and groove B<sup>4</sup> interlock with the tongue and groove B<sup>3</sup>, and then the stirrup D is swung back into a closed position, as shown in Fig. 6, to securely lock the handle-sections B and B' against accidental opening.



The knife shown and described is convenient, simple, and durable in construction, and without the use of springs the knife-blade is held securely in an extended position for the legitimate use of the knife, and the knife-blade can also be concealed and locked in the handle whenever the knife is not in use.

Having thus described my invention, I claim as new and desire to secure by Letters Patent—

1. A knife, comprising a handle made in sections pivoted together to swing toward and from each other and to have longitudinal movement relatively one to the other, means for locking the free ends of the sections together, and a blade pivoted to the free end of one of the sections and engaged by the sections when said sections are in a closed position, to hold it extended.

2. A knife, comprising a blade, a handle made in sections having a link connection at one end, the said blade being pivoted to the free end of one of the said handle-sections, and the latter are adapted to interlock at their free ends, the latter engaging the heel of the blade to lock the latter in an extended position.

3. A knife, comprising a blade, a handle made in sections hinged together, the said blade being pivoted to the free end of one of the said handle-sections, and the latter are adapted to interlock at their free ends, and a locking-stirrup fulcrumed on the pivot for the blade and adapted to swing over the handle-sections to hold the same against opening.

4. A knife, comprising a blade, a handle made in sections hinged together, the said blade being pivoted to the free end of one of the said handle-sections, and the latter are adapted to interlock at their free ends, and a locking-stirrup fulcrumed on the pivot for the blade and adapted to swing over the handle-sections to hold the same against

opening, the middle portion fitting the hinged ends of the said handle-sections.

5. A knife, comprising a blade, a handle made in sections hinged together, the said blade being pivoted to the free end of one of the said handle-sections, and the latter are adapted to interlock at their free ends, and a locking-stirrup fulcrumed on the pivot for the blade and adapted to swing over the handle-sections to hold the same against opening, the middle portion fitting the hinged ends of the said handle-sections, one of the latter having a shoulder for the said middle portion to abut against.

6. A knife, comprising a pivoted blade having notches at its heel, a handle made in sections connected with each other by a link, the said blade-heel being pivoted on the free end of one of the said handle-sections, the said handle-sections being adapted to engage the said notches and the said handle-sections being provided at their free ends with interlocking grooves and tongues.

7. A knife, comprising a pivoted blade having notches at its heel, a handle made in sections connected with each other by a link, the said blade-heel being pivoted on the free end of one of the said handle-sections, the said handle-sections being adapted to engage the said notches, and the said handle-sections being provided at their free ends with interlocking grooves and tongues, and a locking-stirrup having its side arms fulcrumed on the blade-pivot and adapted to straddle the handle-sections, the middle portion of the stirrup fitting the ends of the said handle-sections adjacent to the link.

In testimony whereof I have signed my name to this specification in the presence of two subscribing witnesses.

SAUNDER SAUNDERSON.

Witnesses:

PAUL C. JOHNSON,  
P. S. EVANSON.