

No. 847,046.

PATENTED MAR. 12, 1907.

T. W. DE LAUGHTER.  
CLOTHES CLAMP.

APPLICATION FILED DEC. 11, 1906.

Fig. 1.

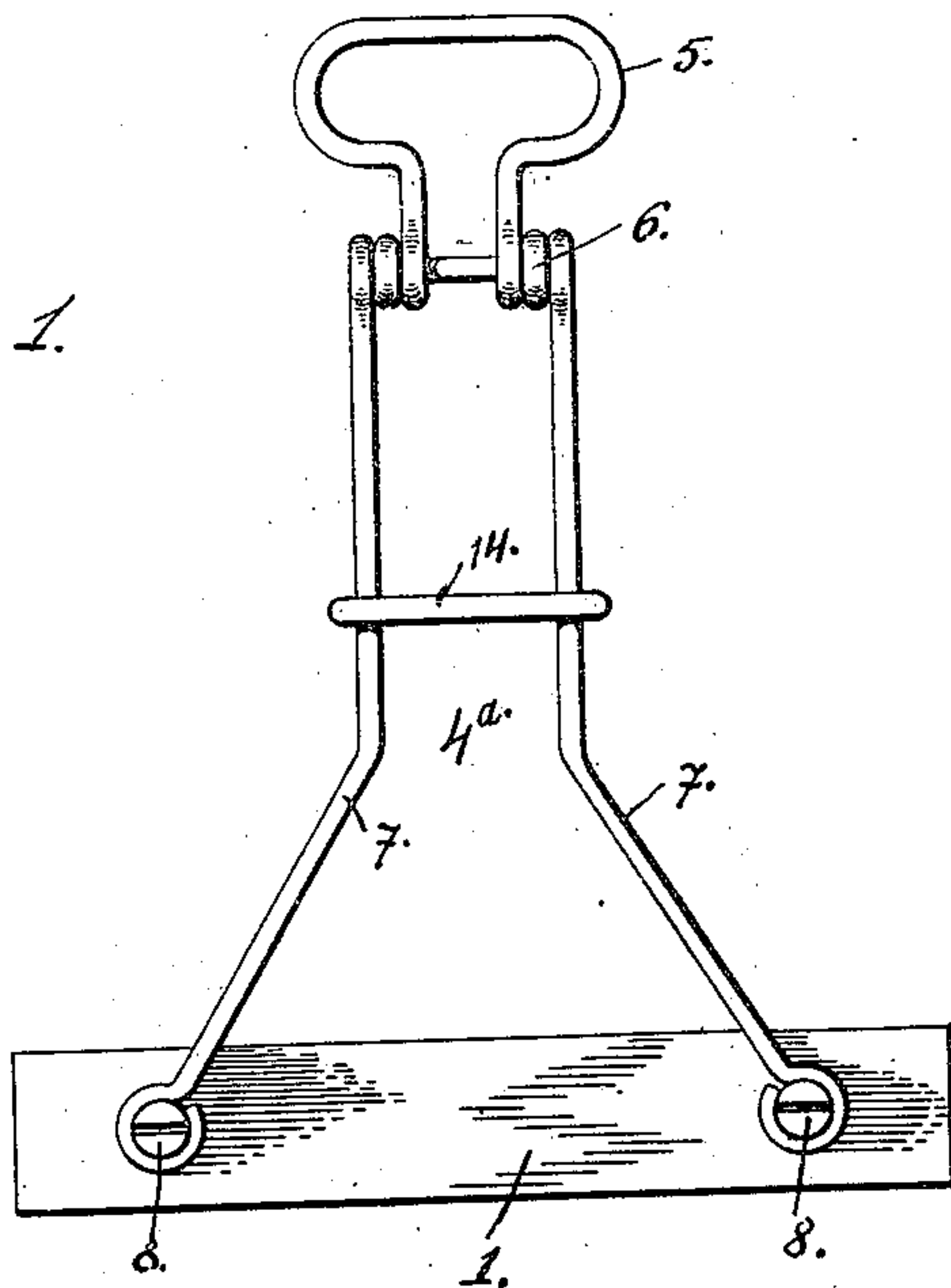


Fig. 2.

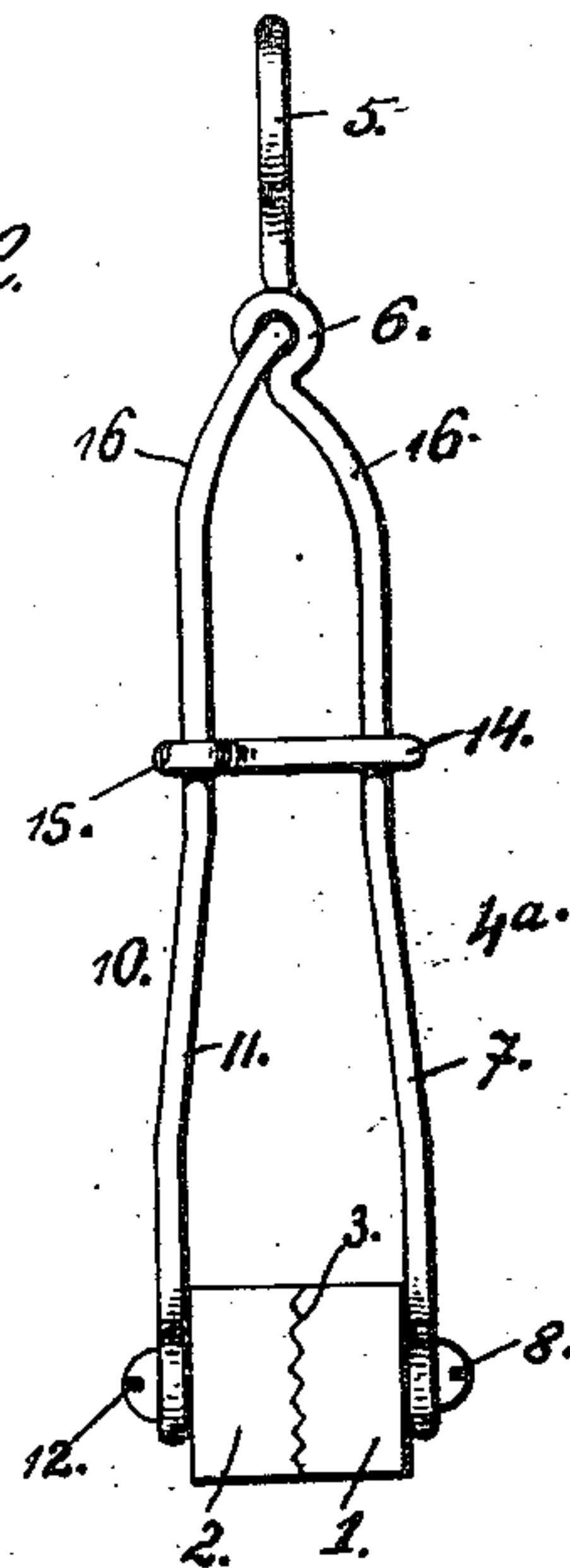
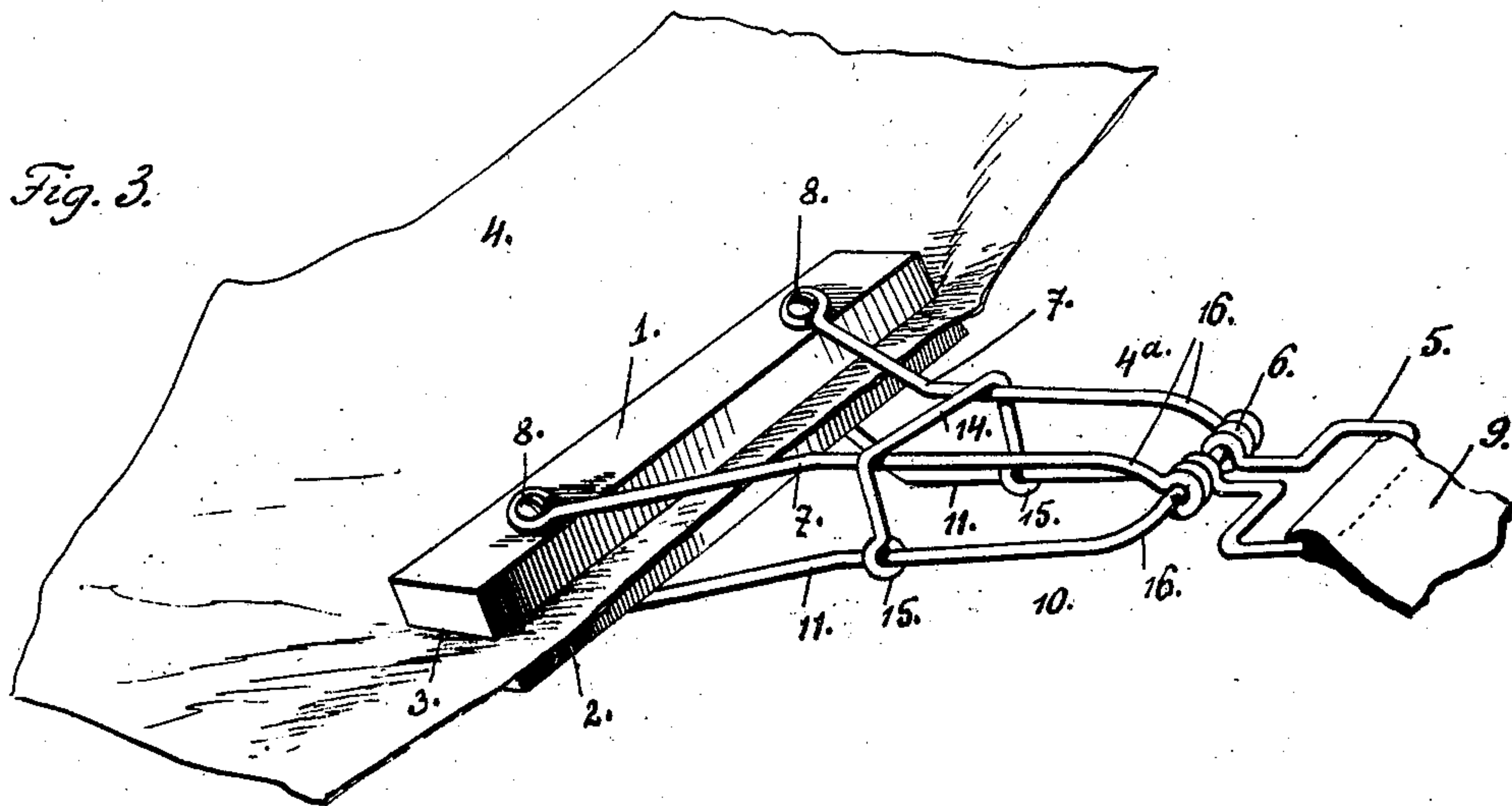


Fig. 3.



WITNESSES:

*A. W. Ralsig,*

*K. H. Lutter*

INVENTOR

*T. W. De Laughter*

BY

*H. E. Everett & Co.*

Attorneys

# UNITED STATES PATENT OFFICE.

THOMAS W. DE LAUGHTER, OF NILES, OHIO.

## CLOTHES-CLAMP.

No. 847,046.

Specification of Letters Patent.

Patented March 12, 1907.

Application filed December 11, 1906. Serial No. 347,294.

*To all whom it may concern:*

Be it known that I, THOMAS W. DE LAUGHTER, a citizen of the United States of America, residing at Niles, in the county of Trumbull and State of Ohio, have invented certain new and useful Improvements in Clothes-Clamps, of which the following is a specification, reference being had therein to the accompanying drawing.

10 This invention relates to certain new and useful improvements in clothes-clamps; and the object of this invention is to provide a novel clamp for securing the clothes upon a crib or bed, whereby the movement of the occupant of the bed or crib will not dislodge the clothes.

20 Briefly described, I construct my clamp of wire and wood, the wooden portion of the clamp embodying two cleats, while the wire portion of the clamp consists of two pivoted arms adapted to carry the cleats and retain them in engagement with the bedclothes.

25 The detail construction of my improved clamp will be presently described and then specifically pointed out in the claim.

Referring to the drawing forming part of this specification, like numerals of reference designate corresponding parts throughout the several views, in which—

30 Figure 1 is a front elevation of the clamp. Fig. 2 is an edge view. Fig. 3 is a perspective view of the clamp as attached to clothes.

35 The clamp comprises two wooden cleats 1 and 2, having confronting serrated surfaces 3, adapted to grip the edge of a bed-cloth, as a sheet 4. The cleat 1 carries an arm constructed of wire. The arm 4<sup>a</sup> embodies an eyelet portion 5, having alining loops 6 and bent ends 7, the ends being secured to the cleat 1 by screws 8 or similar fastening means. In the eyelet 5 is secured a strap, tape, or cord 9, employed for securing the clamp to the frame of a bed.

In the loops 6 is pivotally mounted an arm

45 10. The arm 10 is in the form of a yoke having its bent ends 11 secured to the cleat 2, as at 12. Slidably mounted upon the bent ends 11 of the arm is a strap 14, said strap embracing the arm 4<sup>a</sup> and having eyelets 15, through which the bent ends 11 of the arm 10 extend. The strap 14 is employed for retaining the cleats 1 and 2 in engagement with the sheet 4, said strap being moved toward the loops 6 to release the cleats. The slight curvature 16 of the arms 4<sup>a</sup> and 10 provides 55 an inclination upon which the strap 14 is adapted to move when closing and opening the cleats of my improved clamp.

60 From the foregoing description it will be observed that I have devised a simple and inexpensive clamp adapted to be attached to the side rails or frames of a bed or crib for retaining the bedclothes thereon, the clamp being constructed whereby it will not injure the bedclothes or mar the bed when properly 65 attached thereto. It is obvious that the clamp may be used in connection with other articles than a bed or crib, and for this reason I do not care to confine myself to the detail construction of the clamp, as such changes 70 can be resorted to as are permissible by the appended claim.

What I claim, and desire to secure by Letters Patent, is—

75 A clamp of the character described consisting of two cleats having serrated confronting faces, pivotally-connected wire arms carried by said cleats, one of said arms being formed with an eyelet, and with loops for pivotally holding the other of said arms, a strap slidably mounted upon one of said arms and adapted to embrace the other of said arms. 80

In testimony whereof I affix my signature in the presence of two witnesses.

THOMAS W. DE LAUGHTER.

Witnesses:

ED. E. ZIMMERMAN,

CHAS. SWAGER.