

No. 846,824.

PATENTED MAR. 12, 1907.

G. D. CESKA.
SHOVEL.

APPLICATION FILED OCT. 22, 1906.

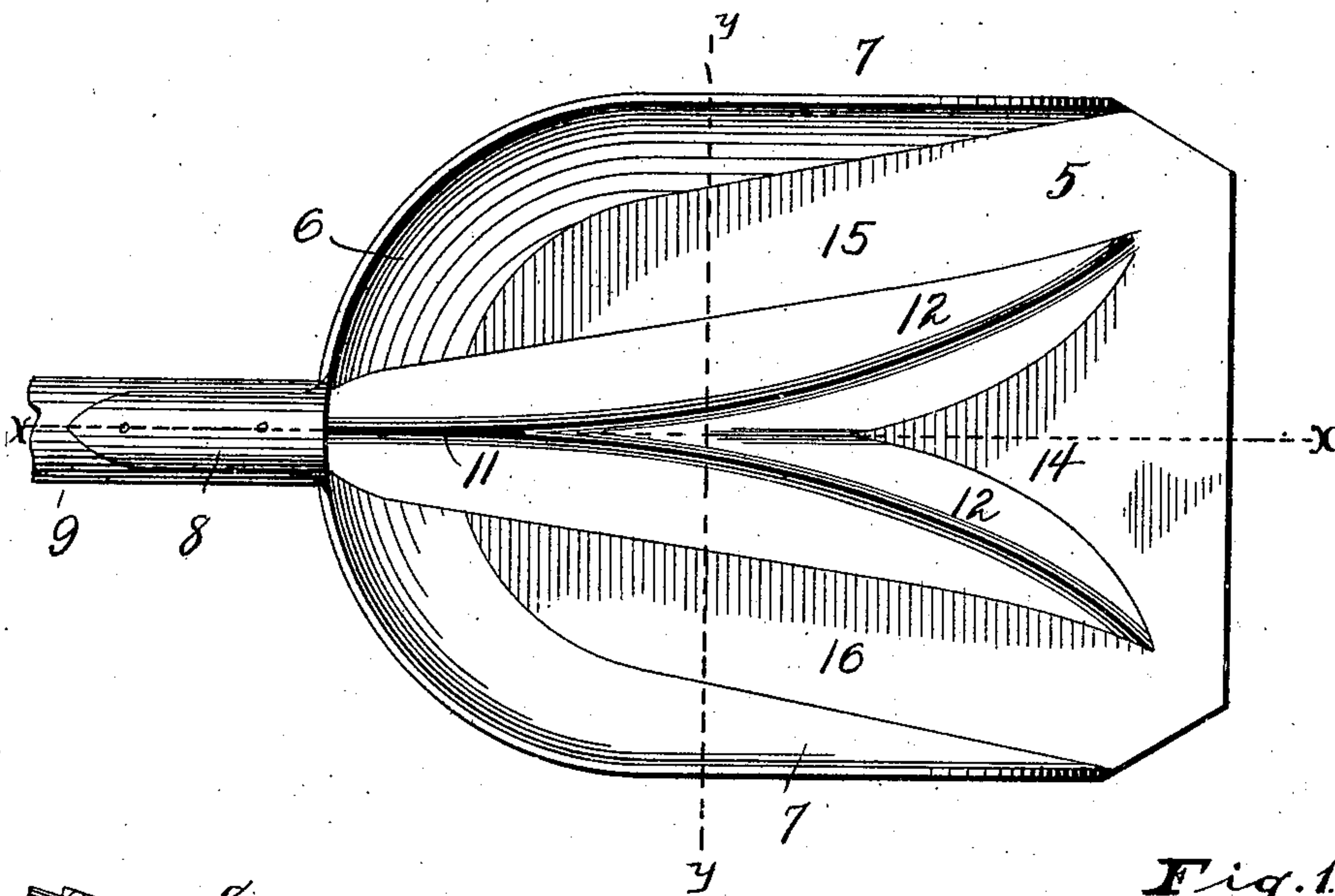


Fig. 1.

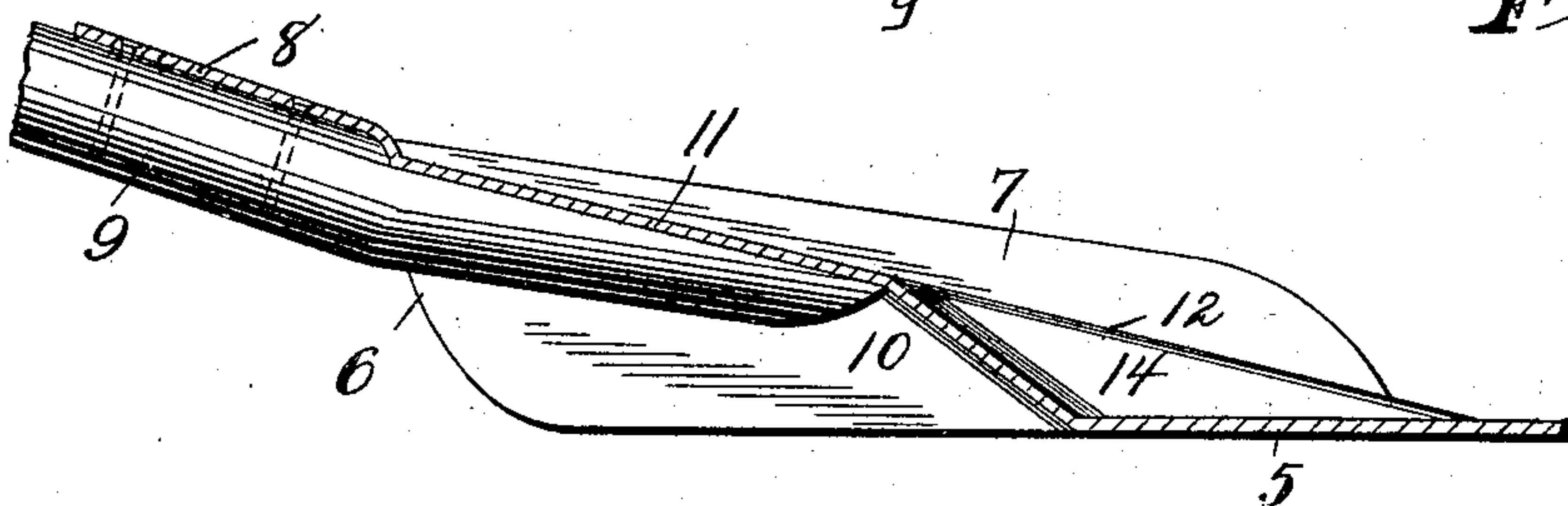


Fig. 2.

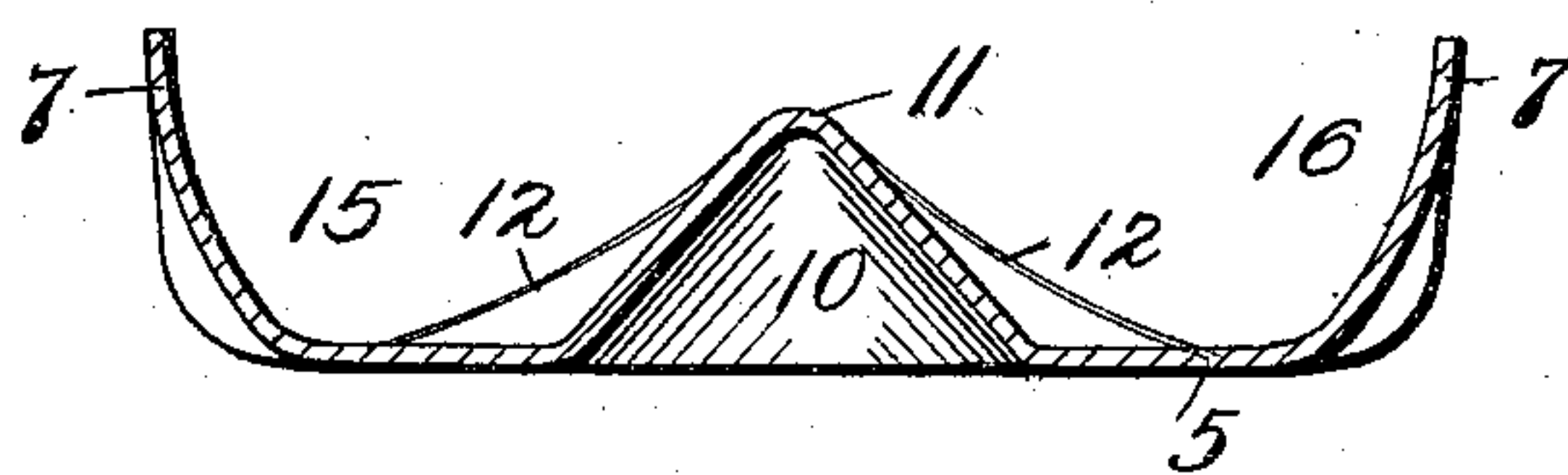


Fig. 3.

Witnesses

Carl Stoughton
F. J. Campbell.

Inventor

George D. Ceska,

By *Shepherd & Parker*

Attorneys

UNITED STATES PATENT OFFICE.

GEORGE D. CESKA, OF DULUTH, MINNESOTA, ASSIGNOR OF ONE-HALF TO
H. L. SHEPHERD, OF DULUTH, MINNESOTA.

SHOVEL.

No. 846,824.

Specification of Letters Patent.

Patented March 12, 1907.

Application filed October 22, 1906. Serial No. 339,961.

To all whom it may concern:

Be it known that I, GEORGE D. CESKA, a citizen of the United States, residing at Duluth, in the county of St. Louis and State of Minnesota, have invented certain new and useful Improvements in Shovels, of which the following is a specification.

My invention relates to shovels.

The object of the invention is the provision of a shovel particularly adapted for use in firing steam-boilers where it is desired to throw the coal to each side of the fire-box door as well as in front thereof.

This object I accomplish by providing a shovel having a central upstanding portion terminating in outwardly-flaring tongues which are adapted to direct the coal to either side of the fire-box, as will be hereinafter described.

In the accompanying drawing, Figure 1 is a plan view of the shovel constructed in accordance with the invention. Fig. 2 is a longitudinal vertical section upon line *x x* of Fig. 1, and Fig. 3 is a transverse vertical section upon line *y y* of Fig. 1.

Like numerals designate corresponding parts in all of the figures of the drawing.

Referring to the drawing, the numeral 5 designates the bottom of the shovel. This bottom is partially inclosed by the rear wall 6 and the side walls 7. A rearwardly-extending plate 8 is adapted to be secured to a handle 9, the inner end of which extends into a recess 10, formed by striking up a central web 11 along the shovel. The main web 11 is continued to form two outwardly-flaring tongues 12, a pocket 14 being formed between the outer ends of said tongues. As is best illustrated in Fig. 1, this central web and the tongues 12 divide the shovel into the pocket 14 and side pockets 15 and 16.

The operation of this shovel is as follows: When the shovel is forced into a pile of coal, the pockets 14, 15, and 16 are filled with the

coal. When this coal is thrown into the furnace, that portion of the coal which is contained in the pocket 14 is thrown in a straight line into the furnace, while the coal contained in the pockets 15 and 16 is directed to each side of the furnace.

By virtue of this construction it is possible to fire steam-boilers more evenly and economically than has heretofore been the case; but while the elements herein shown and described are well adapted to serve the purposes for which they are intended it is to be understood that the invention is not limited to the precise construction set forth, but includes within its purview such changes as may be made within the scope of the appended claims.

What I claim is—

1. A shovel comprising a body portion and a longitudinally-extending upstanding web which terminates in outwardly-flaring tongues one of which is located upon each side of the longitudinal medial line of the shovel, said tongues forming a pocket therebetween, and said web and said tongues forming pockets between themselves and the sides of the shovel.

2. In a shovel, the combination with a body portion, of a web which extends from the rear wall of the shovel longitudinally of said shovel and which terminates in outwardly-flaring tongues, said web and tongues dividing the two side portions of the shovel from each other and forming pockets between themselves and the shovel, the sides and the outwardly-flaring portions of said tongues forming a pocket between themselves at the forward portion of the shovel.

In testimony whereof I affix my signature in presence of two witnesses.

GEORGE D. CESKA.

Witnesses:

ALBERT W. OTT,
CLARA CESKA.