

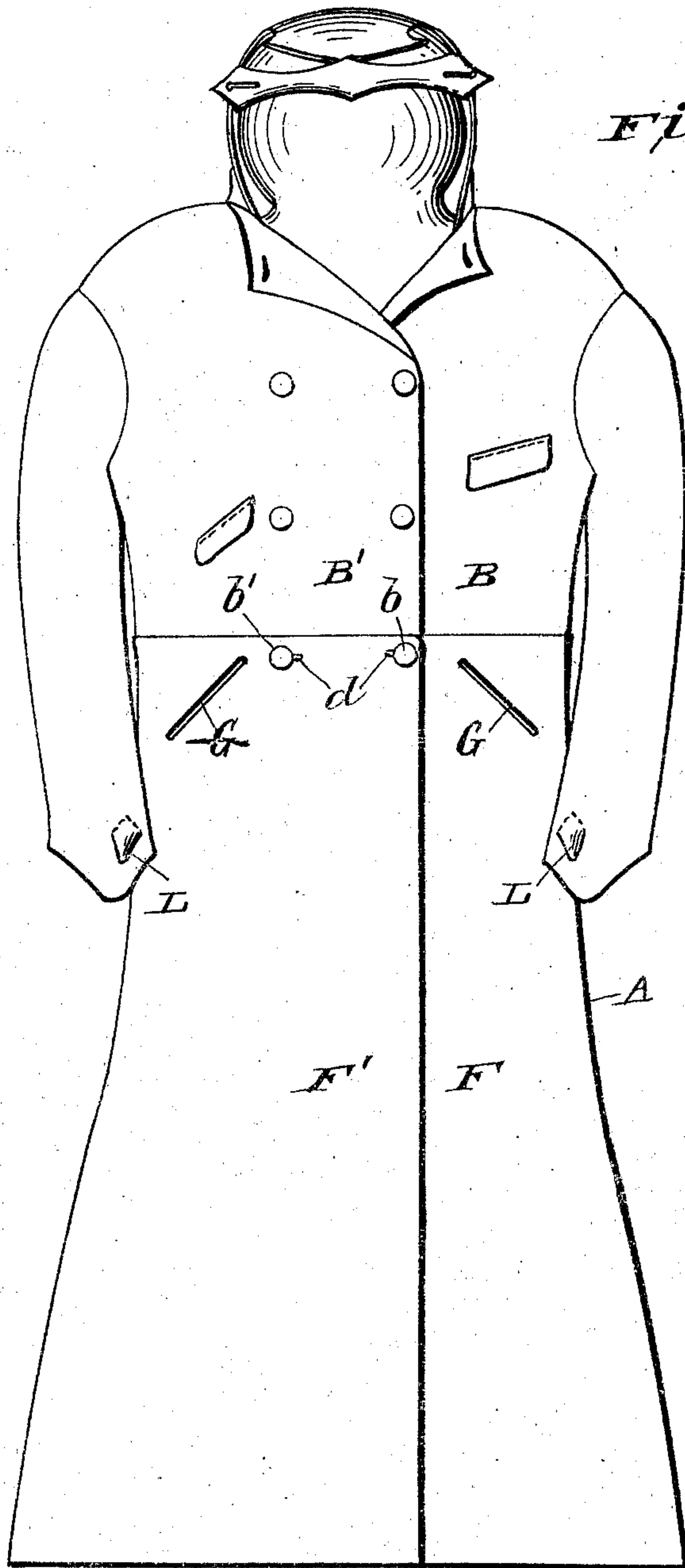
No. 846,581.

PATENTED MAR. 12, 1907.

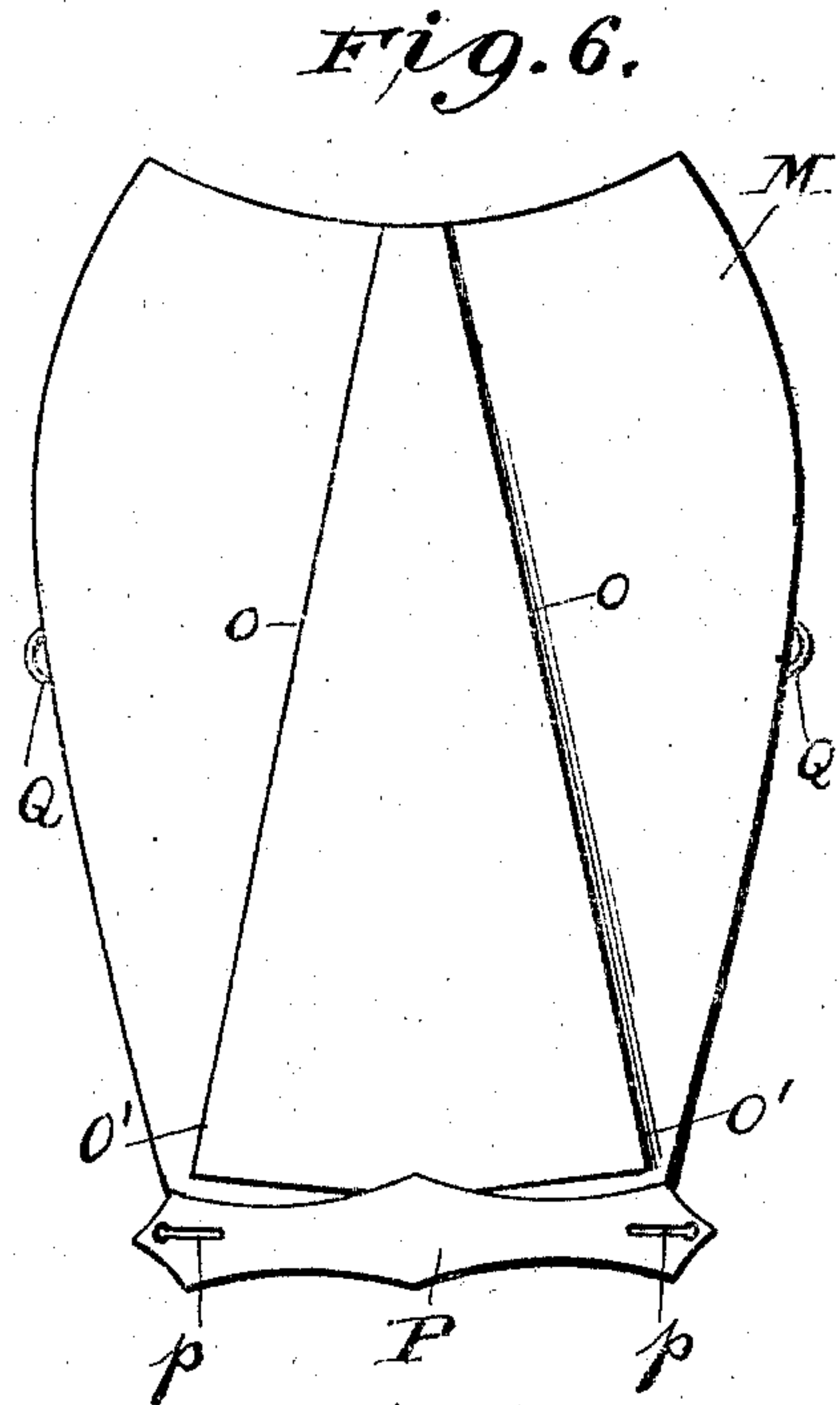
S. LEWIS.  
COAT.

APPLICATION FILED JAN. 18, 1905.

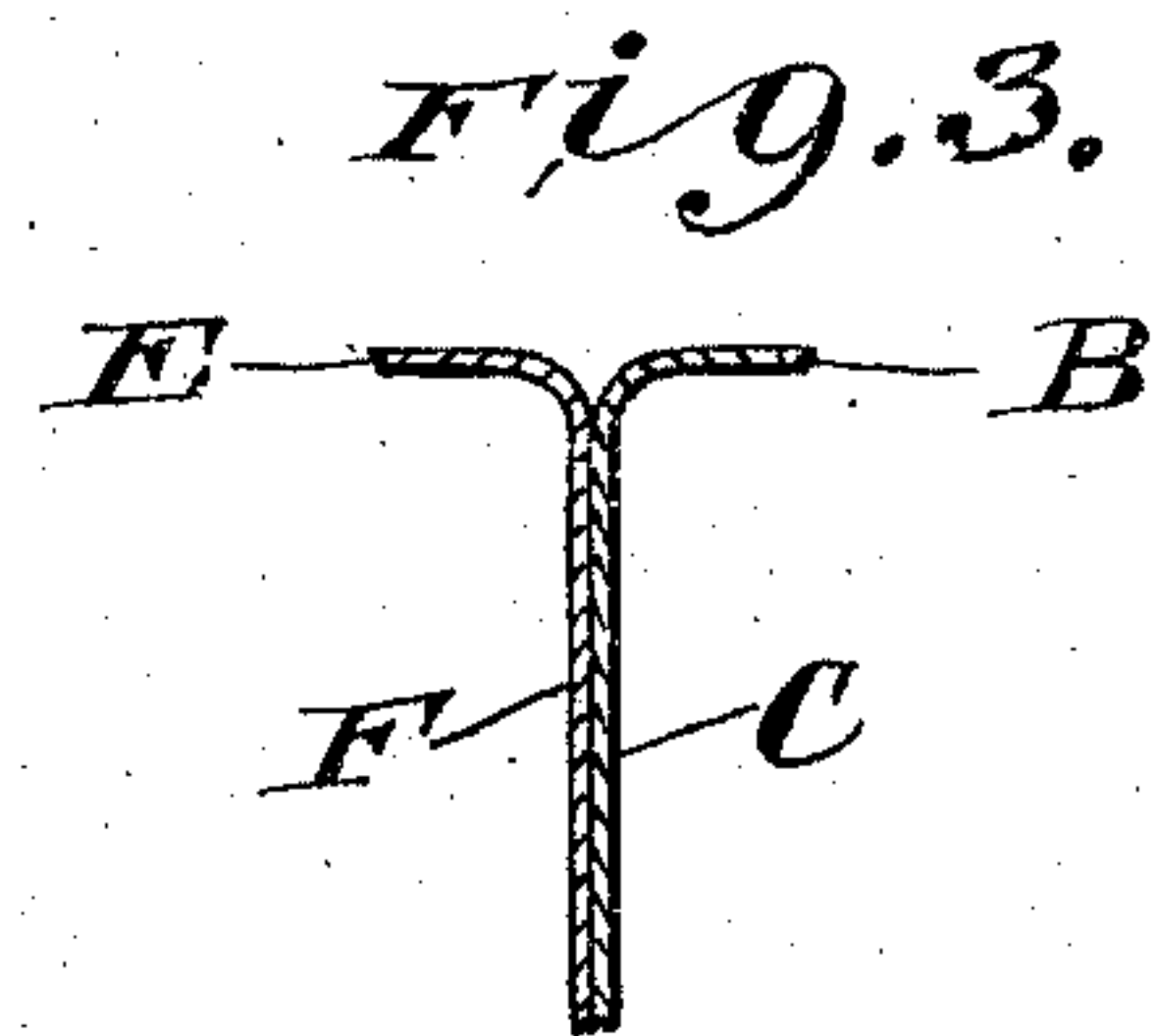
2 SHEETS—SHEET 1.



*Fig. 1.*



*Fig. 6.*



*Fig. 3.*

Witnesses  
Joseph T. Blackwood  
E. H. Audolph, Jr.  
Inventor  
Samuel Lewis  
& D. A. Gouvis  
Attorney

No. 846,581.

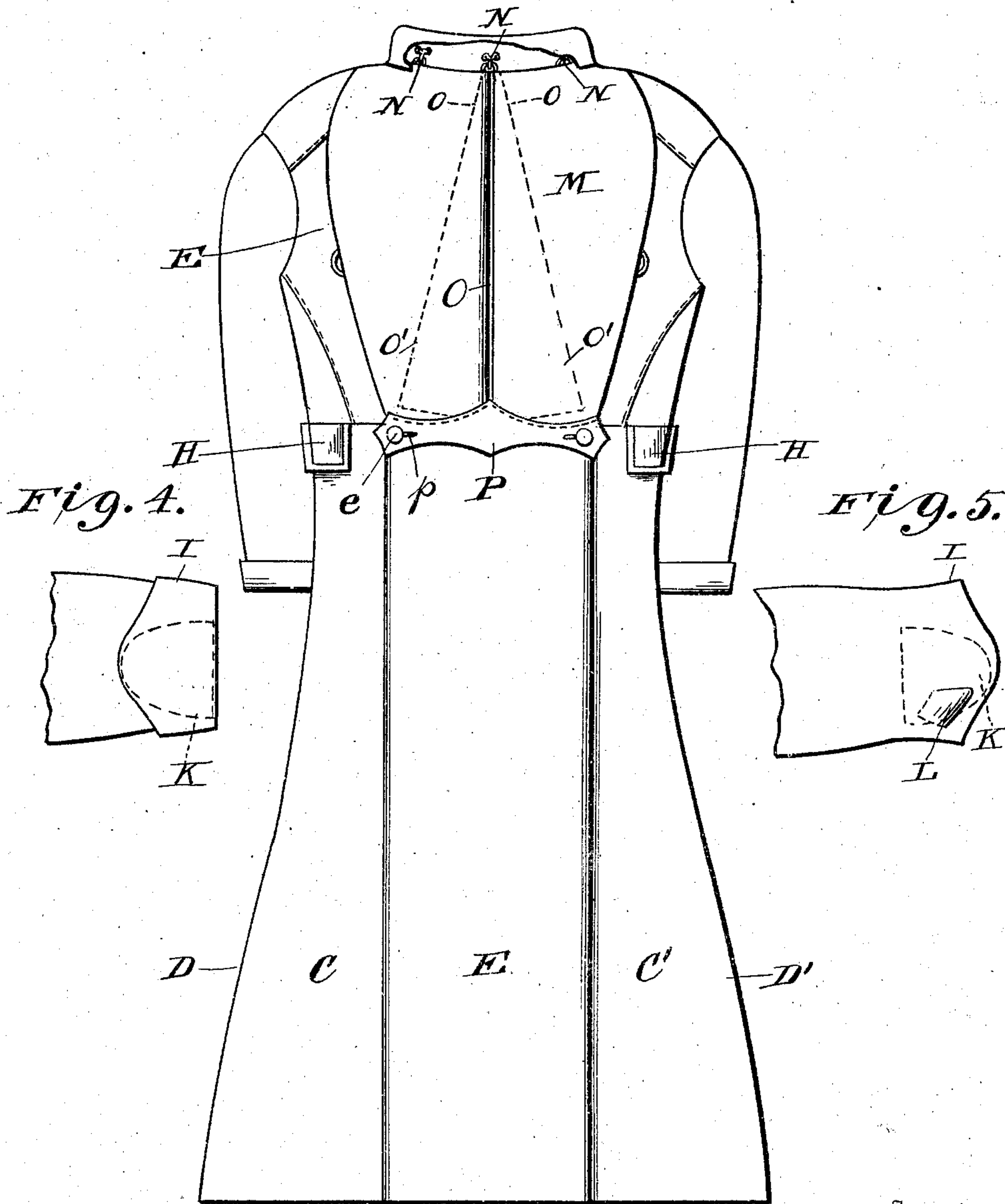
PATENTED MAR. 12, 1907.

S. LEWIS.  
COAT.

APPLICATION FILED JAN. 18, 1905.

2 SHEETS—SHEET 2.

*Fig. 2.*



Inventor

Witnesses

*James H. Blackwood*  
*W. Randolph, Jr.*

*Daniel Lewis*  
by *L. A. Gourick*  
Attorney



# UNITED STATES PATENT OFFICE.

SAMUEL LEWIS, OF MERIDIAN, MISSISSIPPI.

## COAT.

No. 846,581.

Specification of Letters Patent.

Patented March 12, 1907.

Application filed January 18, 1905. Serial No. 241,665.

*To all whom it may concern:*

Be it known that I, SAMUEL LEWIS, a subject of the Czar of Russia, residing at Meridian, in the county of Lauderdale and State of Mississippi, have invented certain new and useful Improvements in Coats, of which the following is a specification.

My invention relates to coats, and especially to overcoats, and has for one of its objects to provide a coat having a wing or flap secured at each side, extending from the waist down, and adapted to be folded back when the wearer is walking and across the front to protect the legs and knees when riding.

Another object of my invention is to provide a pouch in each sleeve with a thumb-stall on the outside of the sleeve to act as a mitten to protect the hands of the wearer, the end of said sleeves turning back when not used as mittens.

A further object is the provision of a detachable panel removably secured under the coat-collar and at the back and formed with a plait having deep folds that may be thrown over the head of the wearer and form a hood.

The advantages of my invention will more fully appear hereinafter and by reference to the accompanying drawings, in which—

Figure 1 is a front view of a lay-figure with my improved coat thereon, showing the hood thrown over the head and the flaps buttoned across the front; Fig. 2, a rear view showing the hood secured on the back and the flaps folded back and secured to make a walking-coat; Fig. 3, a detail view of one of the flaps; Figs. 4 and 5, detail views of the end of one of the sleeves, and Fig. 6 a reverse view of the hood-panel detached from the coat.

Referring to the drawings, in which similar reference characters indicate corresponding parts throughout the several views, A represents my overcoat, consisting of a front comprising the two pieces B and B', the rear edge of which are laterally extended from the waist down, as shown at C and C', respectively, to form one face of flaps D and D'. The back E has its side edges laterally extended from the waist down, as shown at F and F', to form the other face of flaps D and D'.

The flaps D and D' have buttonholes *d* therein to register with buttons *e* on the back of the coat when it is worn as a walking-coat and with buttons *b* and *b'* at the waist on the front of the coat when the wearer is riding or driving to protect the knees and legs. G

represents a pocket in each flap that is exposed when the flaps are folded across the front of the wearer, and H pockets at the sides of the coat and near the top edge of the flaps, which are accessible when the flaps are folded across the back.

The end of each sleeve is adapted to fold back, as shown at I, and is formed with a pouch K, into which the hand of the wearer may be inserted when the sleeve end is turned down. L is a thumb-stall pendent on the side of pouch K to receive the thumb when the hand is inserted in said pouch K, the whole structure being that of a mitten.

M represents a panel secured at the top under the collar by means of hooks and eyes N or any other suitable temporary fastening and having a central plait O therein with the folds narrow at the top, as shown at *o*, and gradually widening to the bottom *o'*, where they are quite wide, so that when thrown over the head of the wearer the plait forms a hood, as shown in Fig. 1. A strap P is secured to the lower end of the panel M, having buttonholes *p* in its ends to register with buttons *e* when not in use as a hood.

Q represent loops on the sides of the panel M to receive a string to be tied under the chin when the hood is in position.

Having thus described my invention, what I claim is—

1. In a coat, a flap on each side extending from the waist down and adapted to be secured to either the front or the back of the coat, substantially as shown and described.

2. In a coat, a flap at each side consisting of a double thickness of material formed by laterally extending the front and back portions of the garment, substantially as shown and described.

3. In a coat, a flap at each side consisting of a double thickness of material formed by laterally extending the front and back portions of the garment, said flaps having buttonholes therein, and buttons on the front and back of the coat at the waist to register with said buttonholes, substantially as shown and described.

4. In a coat, a flap at each side extending from the waist down consisting of a double thickness of material formed by laterally extending the front and back portions of the garment each of said flaps having a buttonhole at its upper free corner and a buttonhole near its upper edge intermediate the ends of

the flap, and buttons on the front and back of the coat spaced apart to register with the buttonholes in the flaps, substantially as shown and described.

- 5 5. In a coat, the front consisting of the pieces B and B' having their rear edges extended laterally from the waist down to form one face of a flap at each side of the coat, and the back piece E extended laterally from the  
10 waist down to form the other face of the flap,

said flaps being adapted to be folded over either the front or the back of the coat, and means to secure said flaps in either position, substantially as shown and described.

In testimony whereof I hereto affix my 15  
signature in the presence of two witnesses.

SAMUEL LEWIS.

Witnesses:

JOS. ARMSTRONG,

E. F. RANDOLPH, Jr.