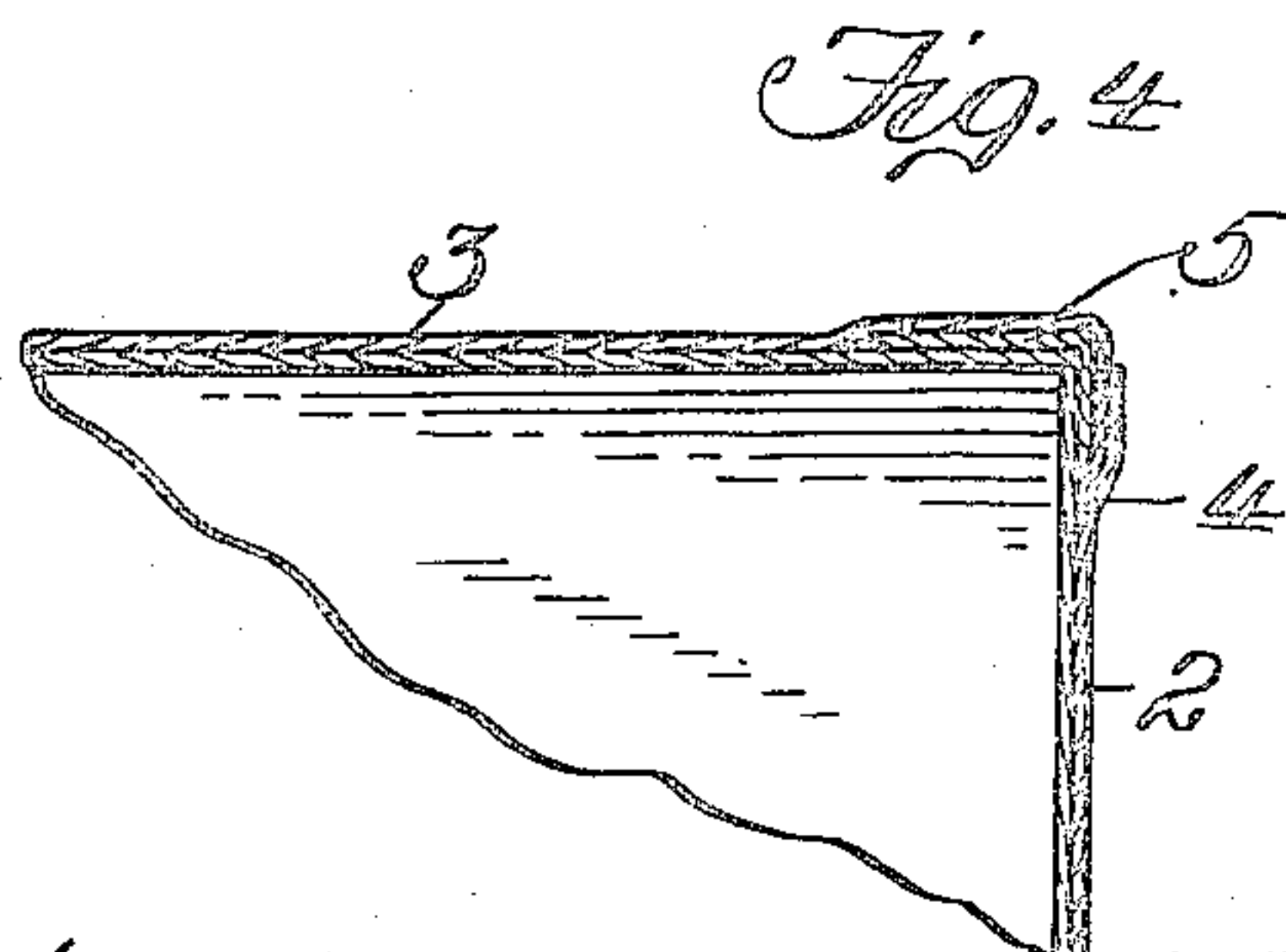
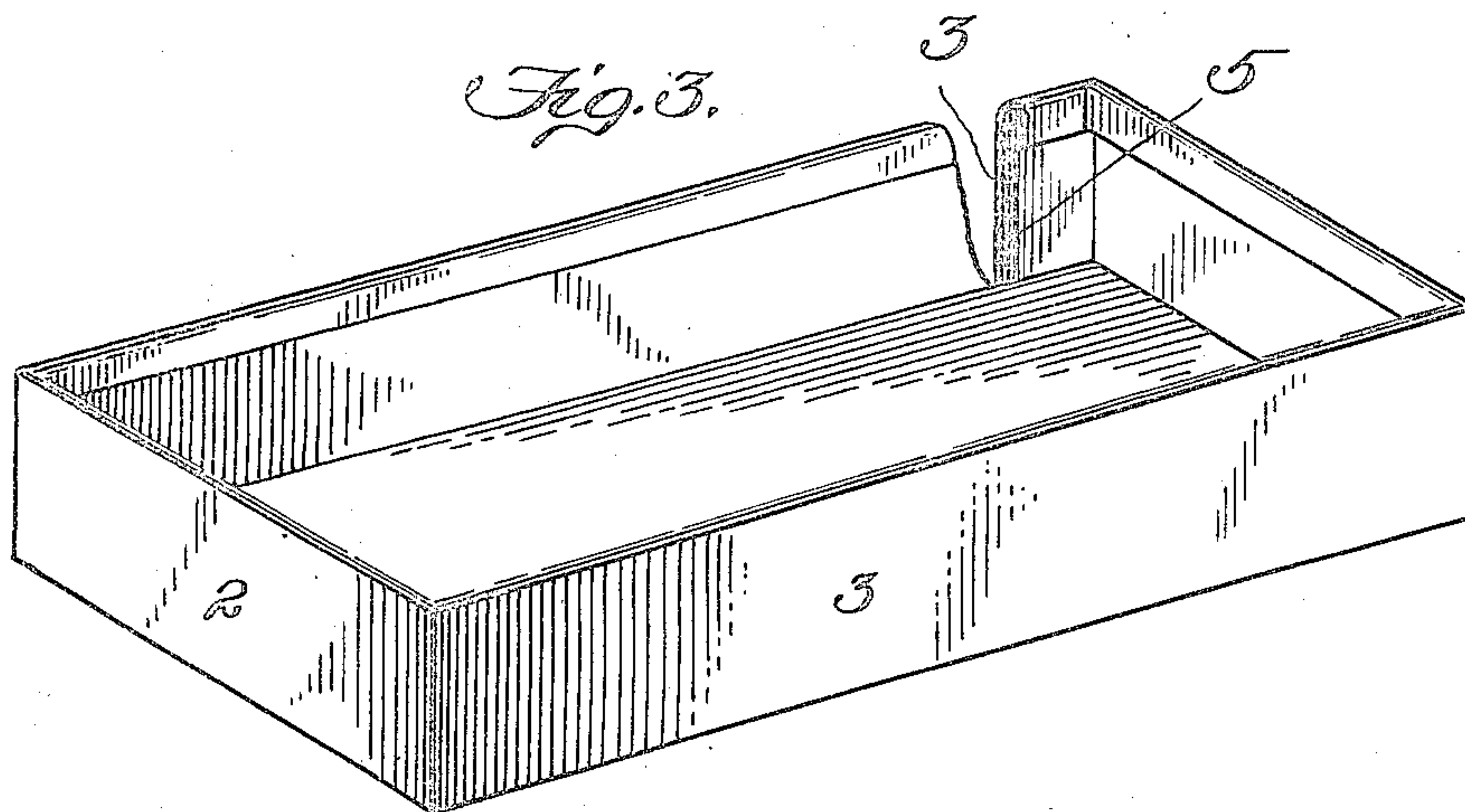
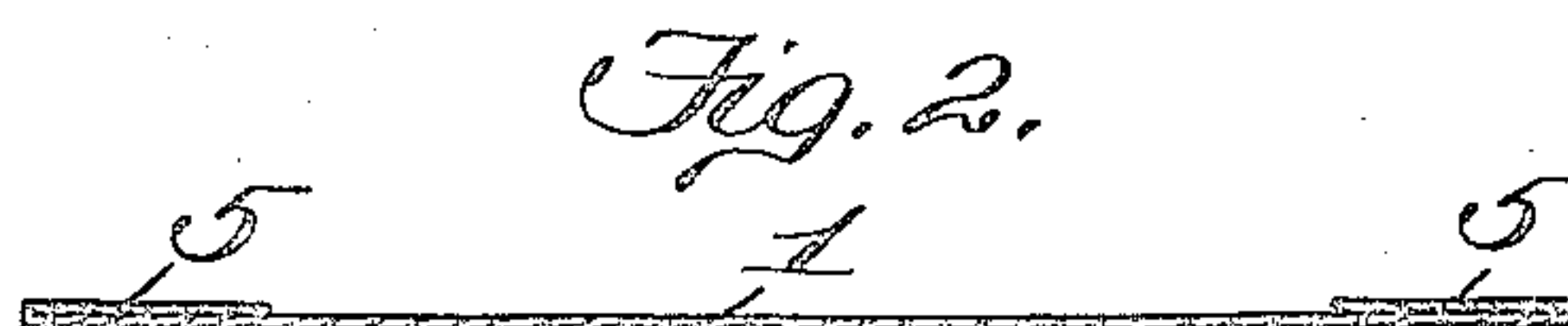
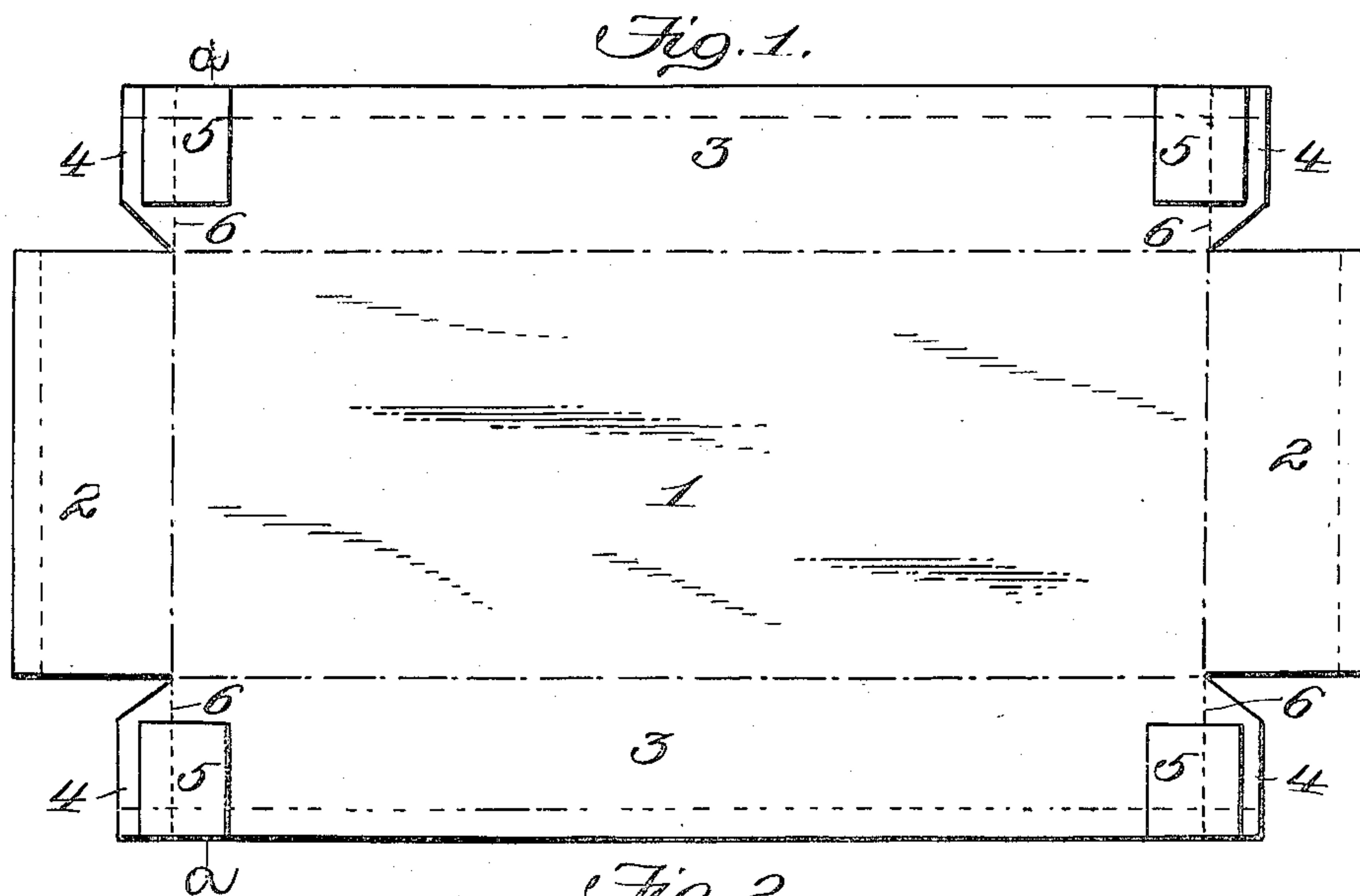


No. 845,205.

PATENTED FEB. 26, 1907.

J. S. STOKES.  
BOX COVERING BLANK.  
APPLICATION FILED MAR. 20, 1906.



Witnesses:  
Lutwidge M. Stucker  
*H. H. Rogers*

Inventor  
John Stoddell Stokes  
By Meyers, Cushman & Kea  
*attys*



# UNITED STATES PATENT OFFICE.

JOHN STOGDELL STOKES, OF MOORESTOWN, NEW JERSEY.

## BOX-COVERING BLANK.

No. 845,205.

Specification of Letters Patent.

Patented Feb. 26, 1907.

Application filed March 20, 1906. Serial No. 306,972.

*To all whom it may concern:*

Be it known that I, JOHN STOGDELL STOKES, a citizen of the United States, residing at Moorestown, in the county of Burlington and State of New Jersey, have invented new and useful Improvements in Box-Covering Blanks, of which the following is a specification.

My present invention relates to certain new and useful improvements in box-covering blanks, such as are employed in covering the top, side, and end walls or the bottom, side, and end walls of paper boxes.

Covering-blanks of this type are now generally applied to paper boxes by machinery—such, for instance, as box-covering machines of the type illustrated in the patent granted to Philip S. Smith upon the 14th day of January, 1902, Patent No. 691,329. In the operation of the machine the box to be covered having first been stayed at the corners with suitable binding-strips, the covering-blank is then applied by the machine. It has been found that “unstayed” boxes may be covered on these machines, the applied covering-blanks themselves serving to stay or strengthen the corners of the boxes; but owing to the fact that the covering-blanks are usually composed of thin or flimsy paper the finished box does not have that strength and rigidity at the corners as is required by the trade. Hence this method in many instances has not met with general favor.

The prime object, therefore, of the present invention is to provide a covering-blank especially adapted for covering unstayed boxes or box-shells that have not been stayed at the corners, and in carrying the invention into effect I provide each covering-blank with an attached reinforcing strip or tab at the points where the end laps of the blank turn the corners of the vertical walls of the box, whereby when the covering-blank is applied the box is not only covered, but its corners are also stayed or strengthened.

In order to illustrate the invention, I have elected to show the same as applied to a familiar form of covering-blank such as is now used with the machine hereinbefore referred to; but I do not wish to be understood as limiting myself to this particular outline or design of blank, as it will be apparent that the design or outline will vary accordingly as the shape or contour of the box varies.

In the annexed drawings, Figure 1 is a plan view of one form of covering-blank

made according to the invention and having the reinforcing-strips applied thereto. Fig. 2 is a section on the line *a a* of Fig. 1; and Fig. 3 is a perspective view of a box having one of my improved blanks applied thereto, a portion of a side wall near one corner of the box being broken away to show the position of the reinforcing-strips. Fig. 4 is a transverse sectional view of one corner of the box-shell, showing one of my improved stay-blanks attached thereto.

Referring to the drawings, the reference-numeral 1 designates the body portion of the blank, which is shaped to correspond to the size and shape of the top or bottom of the box to be covered, as the case may be. 2 are the end flaps or wings, and 3 are the side flaps or wings, the latter having the usual end laps 4.

It will be seen from the foregoing that the form of blank illustrated consists of a body portion having integral side and end flaps or wings. In the application of the blank to a box the body portion is designed to cover the top or bottom of the box. The side flaps are then turned up and applied to the sides of the box and the end laps turned around the box-corners and applied to the end walls, and the end flaps 2 are then applied to the end walls of the box over the end laps 4.

In order to utilize a covering-blank of this type in covering unstayed boxes, I contemplate strengthening those portions of the covering-blank that are turned around the unstayed corners of the vertical box-walls, so that when the covering is applied to the box these previously-unstayed corners will be stayed and strengthened, the operations of covering and staying being carried on simultaneously, thus materially reducing the cost of the finished box.

One method of carrying out the invention is herein illustrated and consists in applying directly to those flaps or wings that carry the end laps 4 strengthening or reinforcing strips or tabs 5, of relatively strong or tough but flexible material—such as Manila paper, muslin, or any other suitable flexible material—the said reinforcing strips or tabs extending upon both sides of the folding-line between the wings and end laps, but preferably terminating at a point short of the extreme end edge of the end laps. These reinforcing strips or tabs 5 are secured to the covering-blank by adhesive either before or after the blank has been cornered.



When the reinforced blank is to be applied to a box, the reinforced face thereof is coated throughout with adhesive. The top or bottom of the box-shell, as the case may be, is then centered upon the body portion 1 of the blank, and the side and end wings of the cover-blank are then folded up and applied to the side and end walls of the box either by machine or by hand, accordingly as the box is machine or hand covered.

In some cases it is desirable to so attach the strengthening strips or tabs to the covering-blank that when the free edges of the wings of the blank are folded over the upper edge of the box the said strengthening-tabs will also extend over the edge of and down into the box, thereby adding increased strength to the corners thereof.

Having thus described my invention, what I claim as new, and desire to secure by Letters Patent, is—

1. As a new article of manufacture, a box-covering blank for completely covering the bottom and side walls and for staying the corner-joints of a box-shell, said blank comprising a body portion of thin flexible material having integral side wings provided with

end lap extensions adapted to be folded about the box-corners, and corner-staying tabs consisting of separate pieces of staying material attached to each wing and its extensions and positioned thereon over the corner-folding lines to stay the corner-joints of said box-shell.

2. As a new article of manufacture, a box covering and staying blank for completely covering the bottom, side and end walls of a box-shell and for staying the corner-joints thereof, said blank comprising a body portion having integral side and end wings, end laps at the opposite ends of said side wings adapted to be folded about the box-corners, and corner-staying tabs of reinforcing material attached to said side wings and end laps and positioned thereon over the corner-folding line to cover and stay the corner-joints of said box-shell.

In testimony whereof I have hereunto set my hand in presence of two subscribing witnesses.

JOHN STOGDELL STOKES.

Witnesses:

DANIEL FITLER,  
LEO T. DONNELLY.