

No. 844,508.

PATENTED FEB. 19, 1907.

L. S. FOERSTER.
COMBINATION GARMENT.
APPLICATION FILED FEB. 5, 1906.

2 SHEETS—SHEET 1.

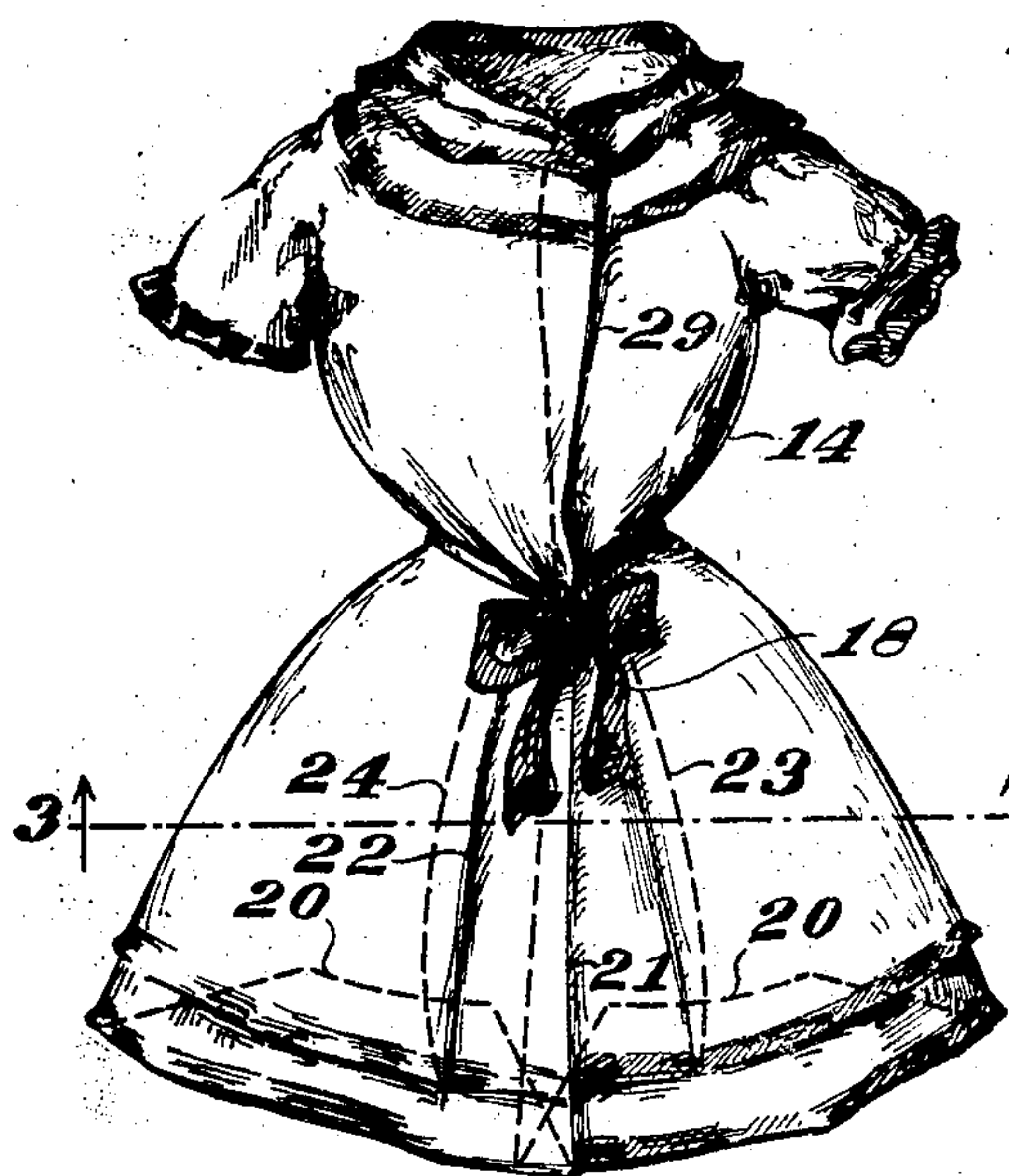


Fig. 1.

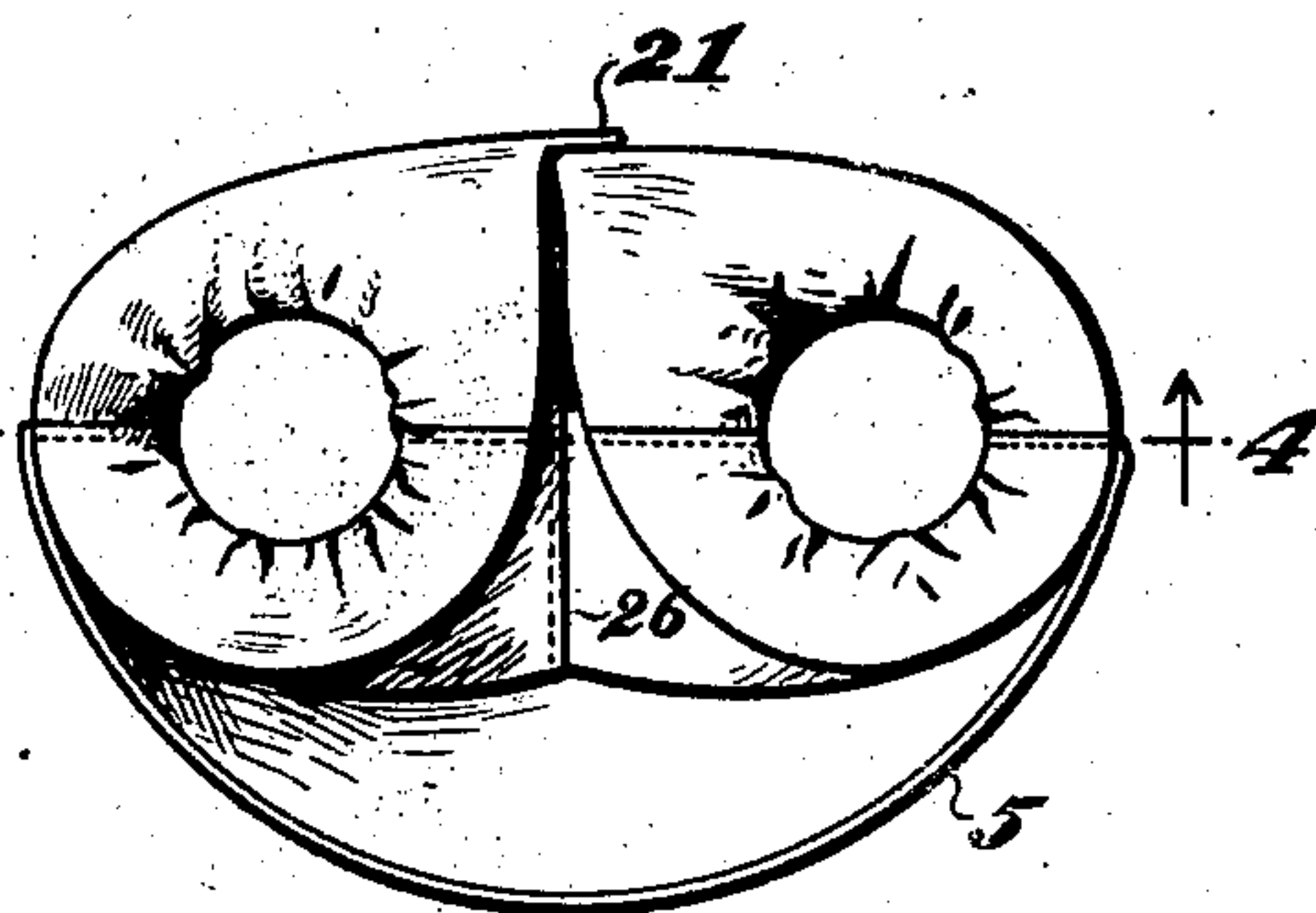


Fig. 2.

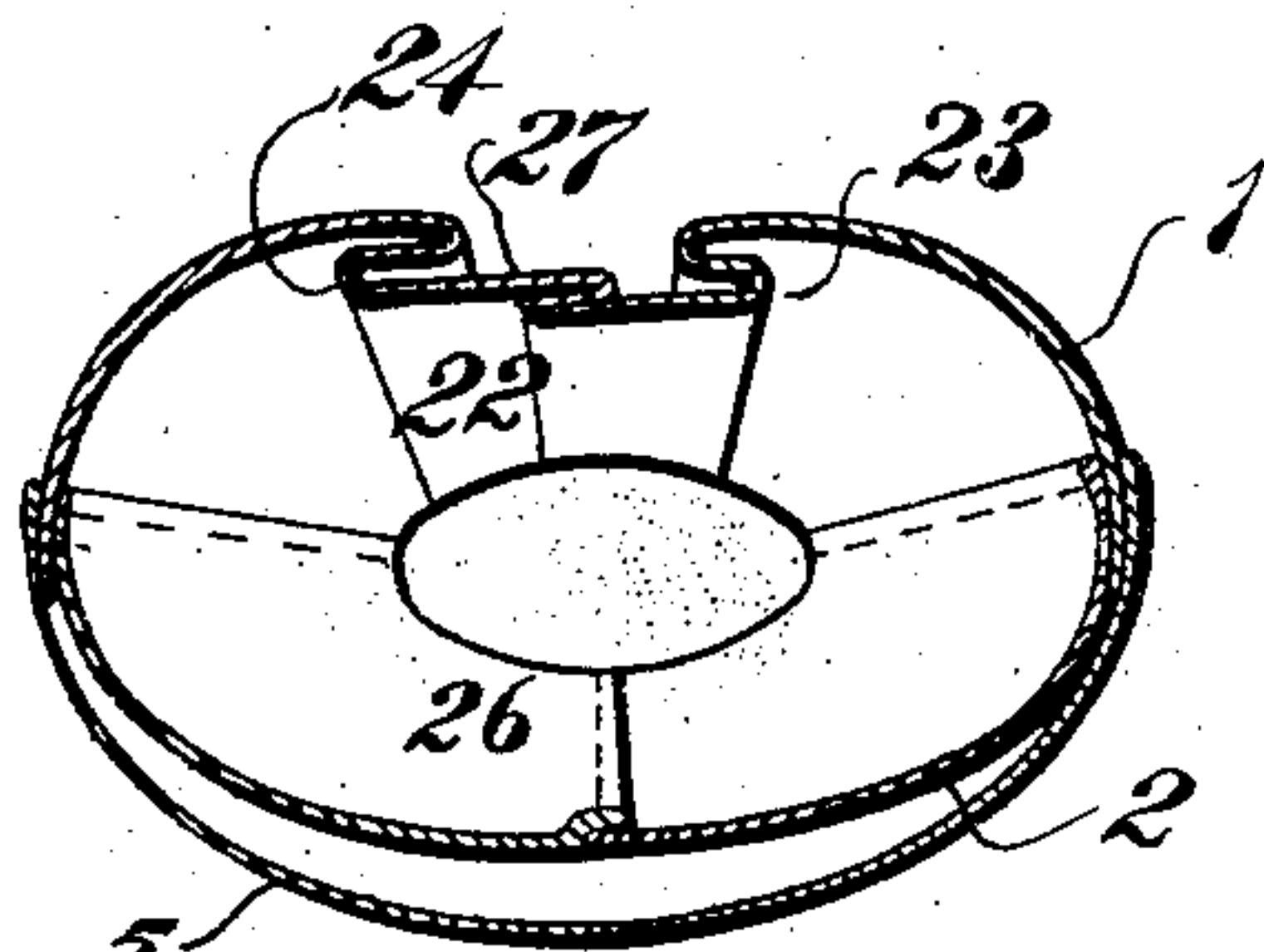


Fig. 3.

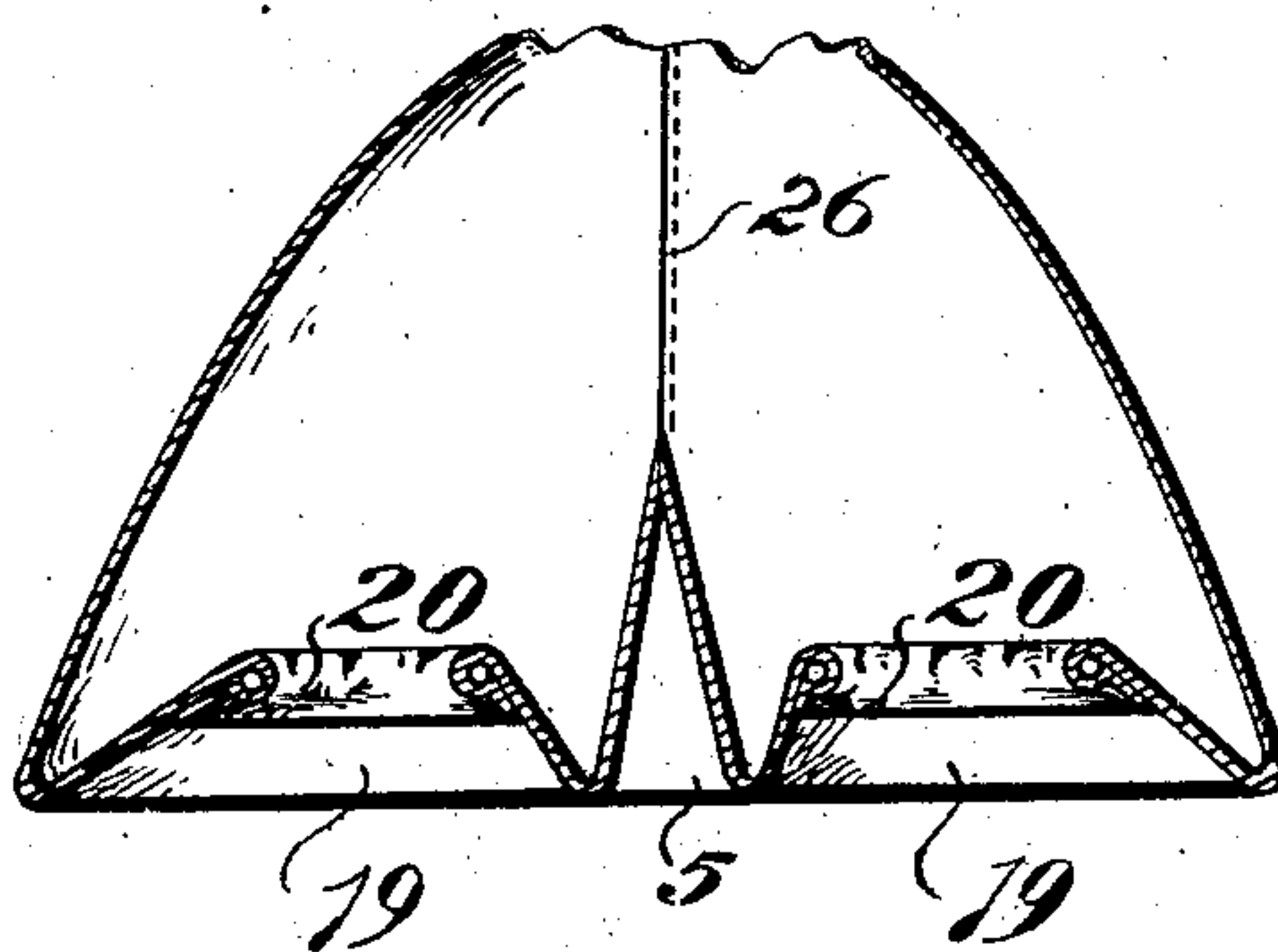


Fig. 4.

Witnesses:
Milton F. Stein
Elhan A. Smith

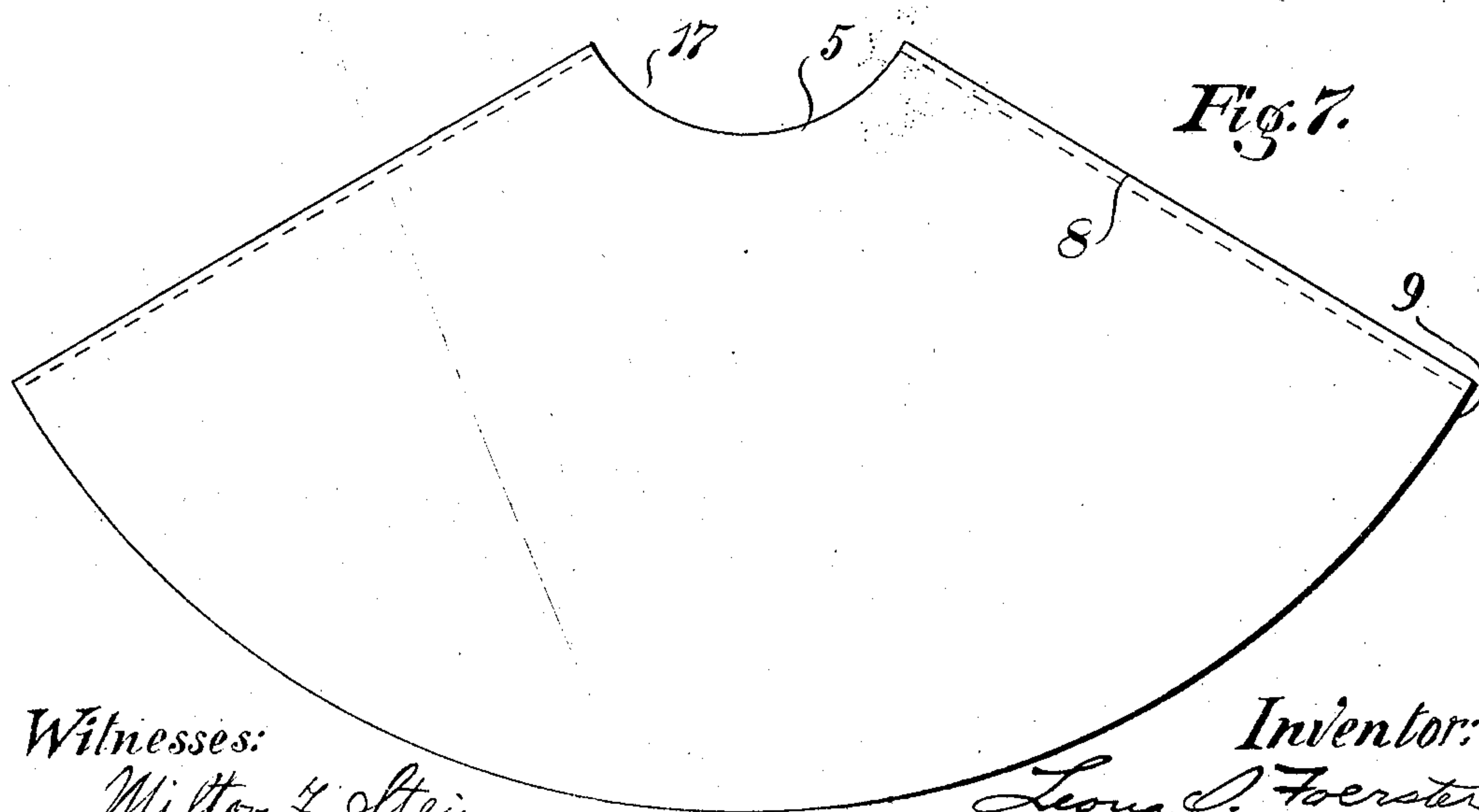
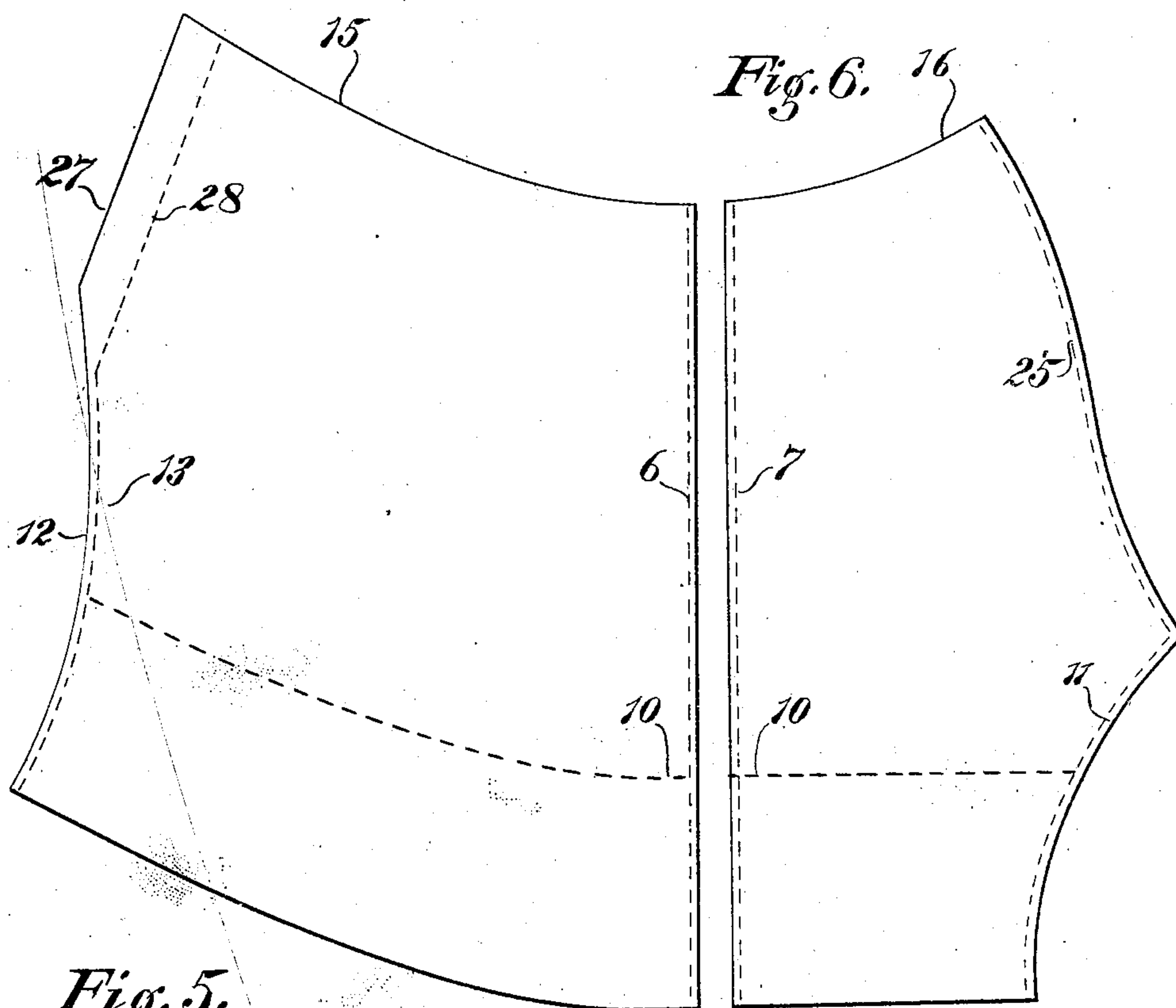
Inventor:
Leona C. Foerster
by *Rumler Rumler*
Attorneys.

No. 844,508.

PATENTED FEB. 19, 1907.

L. S. FOERSTER.
COMBINATION GARMENT.
APPLICATION FILED FEB. 5, 1906.

2 SHEETS—SHEET 2.



Witnesses:

Milton F. Stein
Ethan A. Smith

by

Inventor:

Leona J. Foerster
Attorneys.

UNITED STATES PATENT OFFICE.

LEONA S. FOERSTER, OF CHICAGO, ILLINOIS.

COMBINATION GARMENT.

No. 844,508.

Specification of Letters Patent.

Patented Feb. 19, 1907.

Application filed February 6, 1906. Serial No. 299,553.

To all whom it may concern:

Be it known that I, LEONA S. FOERSTER, a citizen of the United States of America, and a resident of Chicago, Cook county, Illinois, have invented certain new and useful Improvements in Combination Garments, of which the following is a specification.

The main objects of my invention are to provide a combined garment suitable in structure for a ladies' athletic garment, gymnasium-suit, or bathing-suit, including a combined skirt and drawers, and also including a waist or upper garment, if desired; to arrange and combine these parts so that the wearer can readily put on and take off the garment and adjust the same to wearers having different figures; to combine the parts in such manner as to avoid unnecessary fullness around the waist and provide the desired fullness about the hips and legs; and to make the parts of suitable form and pattern to facilitate the manufacture of garments of the kind described.

I accomplish these objects by the structure shown in the accompanying drawings, in which—

Figure 1 is a front elevation of a garment constructed according to my invention. Fig. 2 is an underneath plan of said garment. Fig. 3 is a section taken on the line 3 3 of Fig. 1. Fig. 4 is a vertical section of the lower garment, including the combined skirt and drawers, taken on the line 4 4 of Fig. 2. Fig. 5 is a pattern of one side of the combined skirt-front and drawers-front. Fig. 6 is a pattern of one side of the drawers-back. Fig. 7 is a pattern of the skirt-back.

The lower garment is formed by sewing together the skirt-front 1, the drawers-back 2, and the skirt-back 5 along the lines 6, 7, and 8. The lower edge 9 of the skirt-back will extend along the line 10 shown in Figs. 5 and 6, but will be free from the drawers-legs except at each end. The seam between the edges 6 and 7 of the skirt-front and drawers-back will be extended below the line 10 to the lower edge of said parts. The edge 11 of the drawers-back is sewed to the edge 12 of the skirt-front along the dotted line 13. When the combined skirt and drawers are provided with an upper garment 14, the latter is sewed to the upper edges 15, 16, and 17 of the combined skirt and drawers. The parts are here suitably formed to receive a tie string or rib-

bon 18 at the waist-line, along which the fullness of the material may be gathered. The lower ends of the drawers-legs are turned upwardly at 19, as indicated in Fig. 4, and turned back or hemmed at 20 to receive a puckering-string or elastic cord, upon which the material is gathered, so as to hold that part of the garment in proper position above the knees of the wearer. The material of the skirt-front is cut of proper size to permit of the overlapping at 20 and 22, and allow for the plaits 23 and 24. The parts 1 and 2 are made in duplicate. The two drawers-backs 2 are sewed together along the edge 25 (shown in Fig. 6) to form the seam 26. (Shown in Figs. 2, 3, and 4.)

The edge 27 of the skirt-front 1 is folded or turned in from the upper part of the line 13 along the line 28 to the waist-line, (see Fig. 5,) so as to give the overlapping part 21 the effect of a plait, as shown in Fig. 3.

The upper garment 14 is also made open in front and overlapping at 29, as shown in Fig. 1. The overlapping parts at 29 may be provided with buttons or other suitable fastening means.

What I claim as my invention, and desire to secure by Letters Patent, is—

1. A combination garment comprising an upper or waist part open at the front, a skirt-back extending downwardly therefrom, and a skirt-front and drawers-back extending downwardly from said upper part, being of greater length than said skirt-back and having their lower edges turned inwardly and upwardly and gathered to fit the legs of the wearer, the lower exposed parts of said skirt-front and drawers-back being flush with the lower edge of said skirt-back; said drawers-back consisting of two parts united at the crotch, and said skirt-front being divided at the middle and plaited and adapted to overlap at its upper middle part.

2. A combination garment comprising an upper or waist part open at the front, a combined skirt-front and drawers-back extending downwardly therefrom and having their lower edges turned inwardly and upwardly and gathered to fit the legs of the wearer, a skirt-back extending downwardly from said upper part and secured along its outer edges to the outside of each drawers-leg, the lower edge of said skirt-back being flush with the exposed part of the skirt-front and drawers-

back; said drawers-legs consisting of two
parts united at the crotch, and said skirt-
front being open its entire length in the line
of the opening of the upper or waist part, and
5 being plaited and adapted to overlap and
present the appearance of the front of a
closed plaited skirt.

Signed at New York this 31st day of Janu-
ary, 1906.

LEONA S. FOERSTER.

Witnesses:

JOHN J. FARLRIDGE,

AUGUST J. FENDEVILLE.