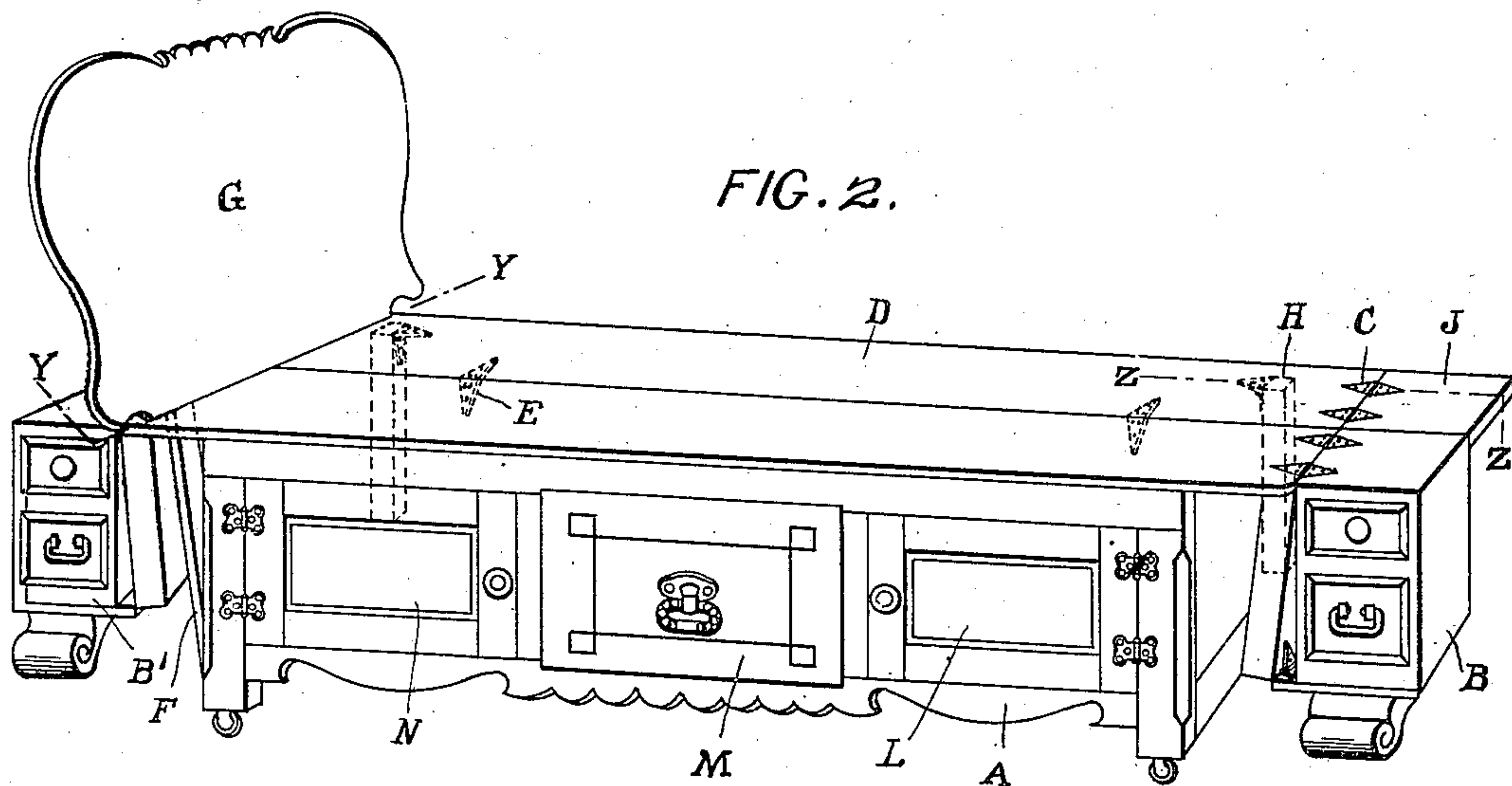
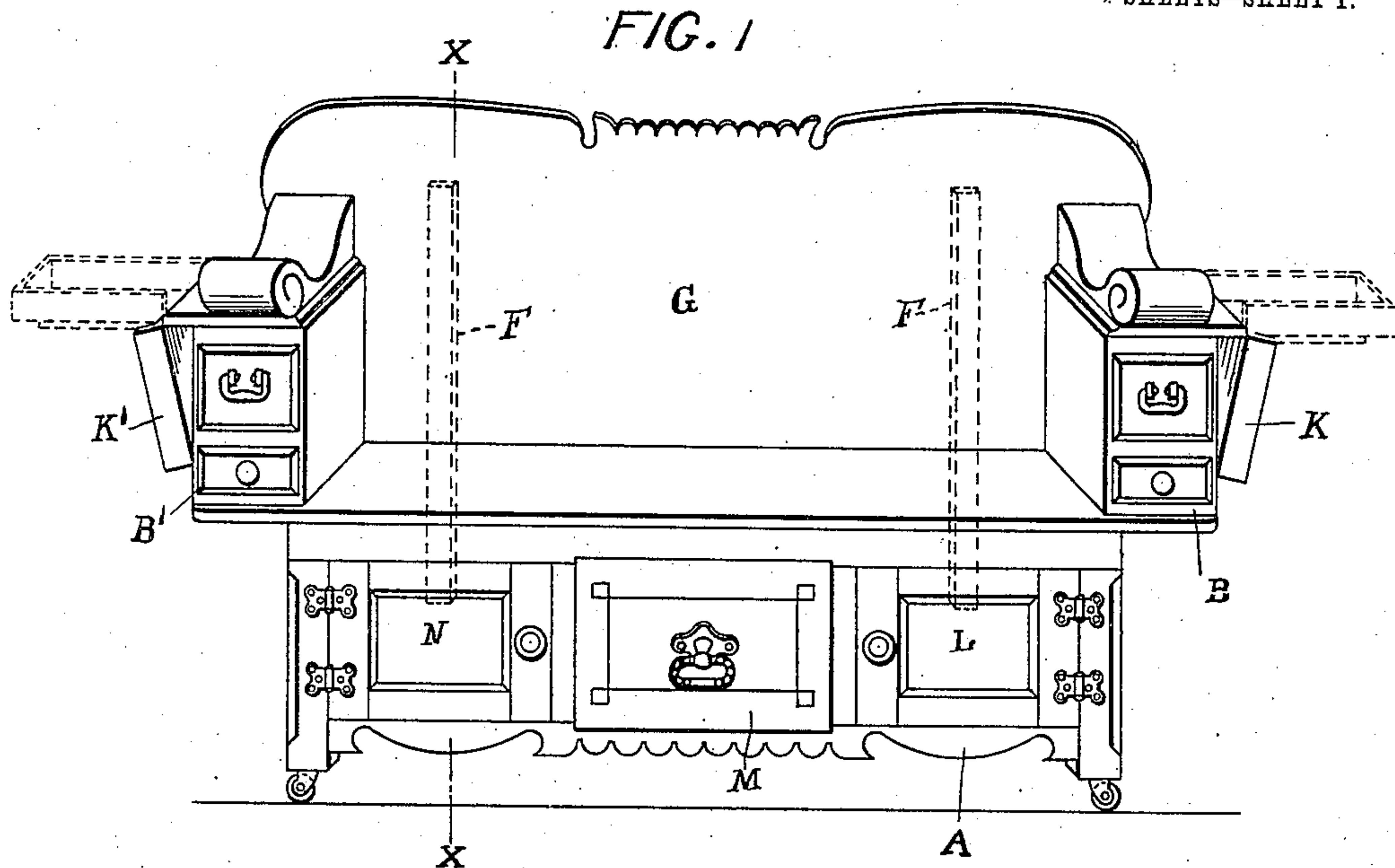


No. 843,547.

PATENTED FEB. 5, 1907.

J. L. McKENSEY.
COMBINATION FURNITURE.
APPLICATION FILED MAR. 3, 1906.

2 SHEETS—SHEET 1.



WITNESSES:

D. Webster, Jr.

J. Williamson

INVENTOR

James L. McKensey

BY

W. T. Williamson

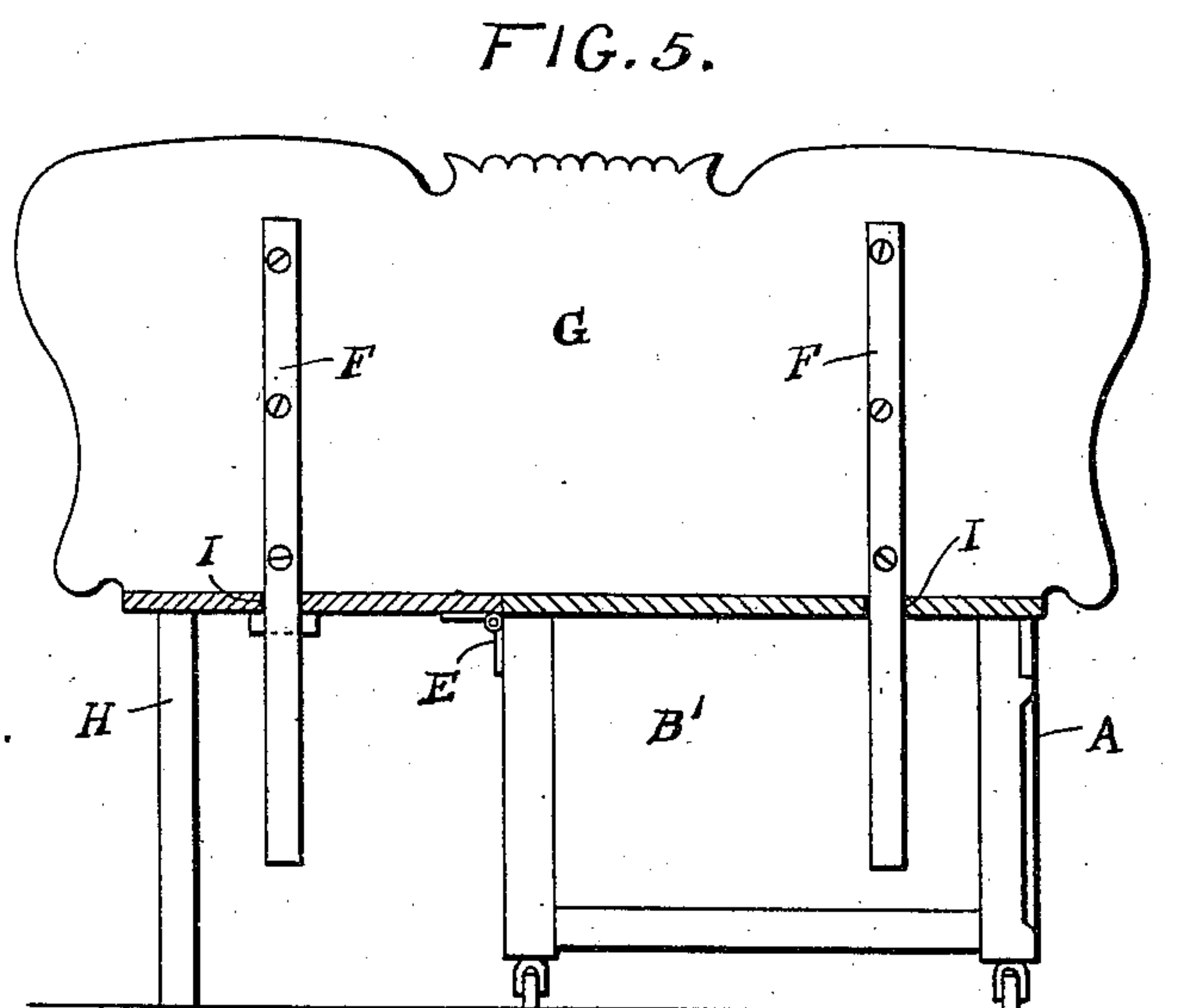
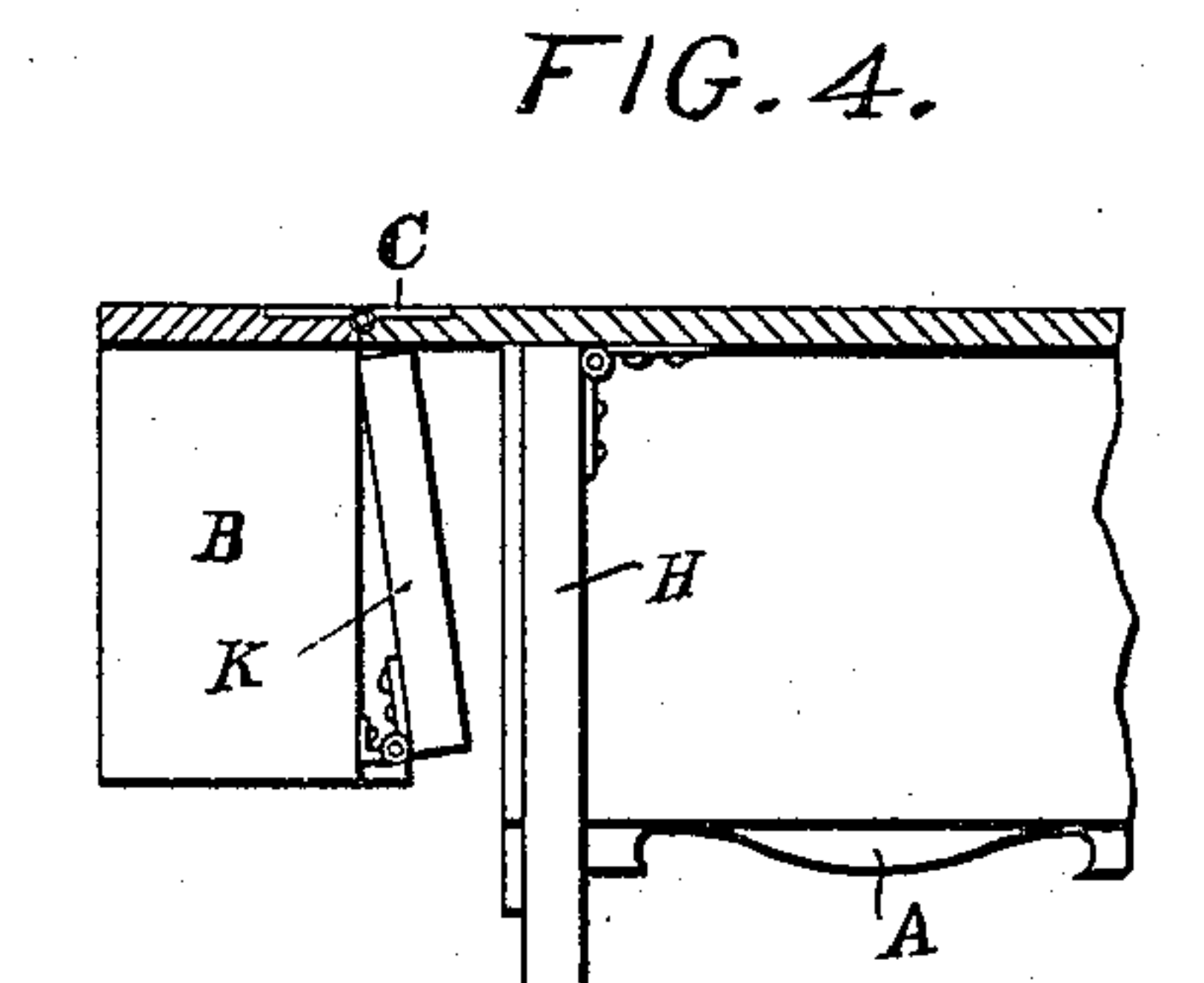
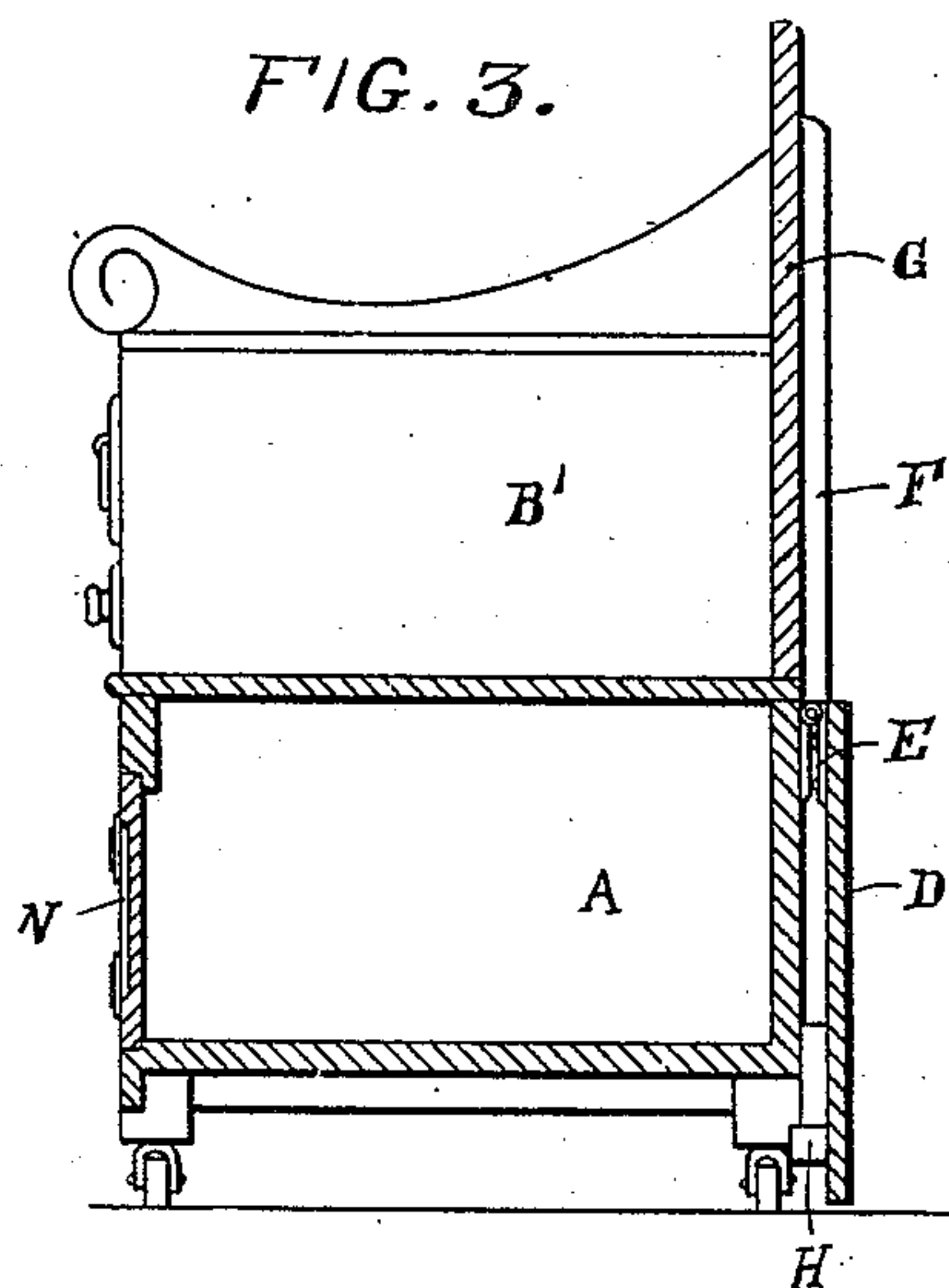
Attorney

No. 843,547.

PATENTED FEB. 5, 1907.

J. L. McKENSEY.
COMBINATION FURNITURE.
APPLICATION FILED MAR. 3, 1906.

2 SHEETS—SHEET 2.



WITNESSES:

D. Webster, Jr.
S. Williamson

INVENTOR
James L. McKensey

BY *W. Preston Williams*
Attorney

UNITED STATES PATENT OFFICE.

JAMES L. McKENSEY, OF MILLVILLE, NEW JERSEY.

COMBINATION FURNITURE.

No. 843,547.

Specification of Letters Patent.

Patented Feb. 5, 1907.

Application filed March 3, 1906. Serial No. 304,015.

To all whom it may concern:

Be it known that I, JAMES L. McKENSEY, a citizen of the United States, residing at Millville, county of Cumberland and State of New Jersey, have invented a certain new and useful Improvement in Combination Furniture, of which the following is a specification.

My invention relates to a new and useful improvement in combination furniture, and has for its object to so construct a piece of furniture as to make it readily convertible to serve the purpose of a settee, writing-table, cabinet, lounge, or bed.

With these ends in view this invention consists in the details of construction and combination of elements hereinafter set forth and then specifically designated by the claims.

In order that those skilled in the art to which this invention appertains may understand how to make and use the same, I will describe its construction in detail, referring to the accompanying drawings, forming a part of this specification, in which—

Figure 1 is a perspective of my invention, illustrating the adjustment thereof to form a settee or sofa; Fig. 2, a similar view showing my invention adjusted to be used as a bed; Fig. 3, a section at the line xx of Fig. 1; Fig. 4, a section at the line zz of Fig. 2; Fig. 5, a section at the line yy of Fig. 2.

Referring to the drawings, A represents the base, which may be of any design, having hinged thereto the cabinet-sections B and B', as indicated at C, and to the upper rear edge of this base is hinged the board D, as indicated at E, in such manner that it may be swung downward when not needed, as clearly shown in Fig. 3, and when so swung downward a sufficient space will be left between it and the back of the base to permit the passage of the stay-strips F, which are secured to the back-section G. By this arrangement this back-section may be made up, placed, and held in position to form the back of the settee, as clearly shown in Figs. 1 and 3.

When the piece of furniture is to be used as a bed, the board D is swung upward to a horizontal position, where it is supported by means of the legs H, which are hinged thereto, as indicated in dotted lines in Fig. 2 and in full lines in Figs. 4 and 5. The back-section G having been previously removed from the rear of the base is then placed at the head thereof by the stay-strips F being passed through the slots I and will then serve

as the headboard of the bed. The cabinet-sections B and B' are turned down, and the footboard J, which is hinged to the board D, is swung horizontally, and this footboard and the bottom of the cabinet-section forms an extension at the foot of the bed.

The piece of furniture may be utilized as a writing or work desk by turning up the table-sections K and K', hinged to the two cabinet-sections B and B', respectively, their horizontal positions being shown in dotted lines in Fig. 1. A series of drawers, cabinets, or whatnots may be arranged in the base A, as indicated by the doors L, M, and N.

Various other combinations may be made by the proper adjustment of this piece of furniture, and it is especially adapted for summer-cottages, as it occupies but little or no more space than an ordinary sofa or lounge, whereas it may be utilized for the various purposes above set forth.

Having thus fully described my invention, what I claim as new and useful is—

1. A combination piece of furniture consisting of a piece having a board hinged to its upper rear edge, a back-section adapted to be adjusted into place to form the back of a sofa or so adjusted at the head of the base as to form the head of a bed, two cabinet-sections hinged to the base and a series of drawers or cabinets arranged within the base, as specified.

2. The herein-described combination of a base having a series of cabinets formed therein, a board hinged to the rear upper edge thereof adapted to swing downward to a vertical position and leave a space between the base and said board, a back-section, strips secured to said back-section adapted to pass into the space between the board and the base and also adapted to pass into slots at the head of the base and board for forming the head of a bed, two cabinet-sections hinged to the base, table-sections hinged to the cabinet-sections and a footboard hinged to the first-named board, as and for the purpose set forth.

In testimony whereof I have hereunto affixed my signature in the presence of two two subscribing witnesses.

JAMES L. McKENSEY.

Witnesses:

WILLIAM M. BOYD,

GODFREY R. ZIMMERMAN.