

No. 843,303.

PATENTED FEB. 5, 1907.

F. SCHLECHT.  
NECKTIE HOLDER.

APPLICATION FILED NOV. 19, 1906.

Fig. 1.

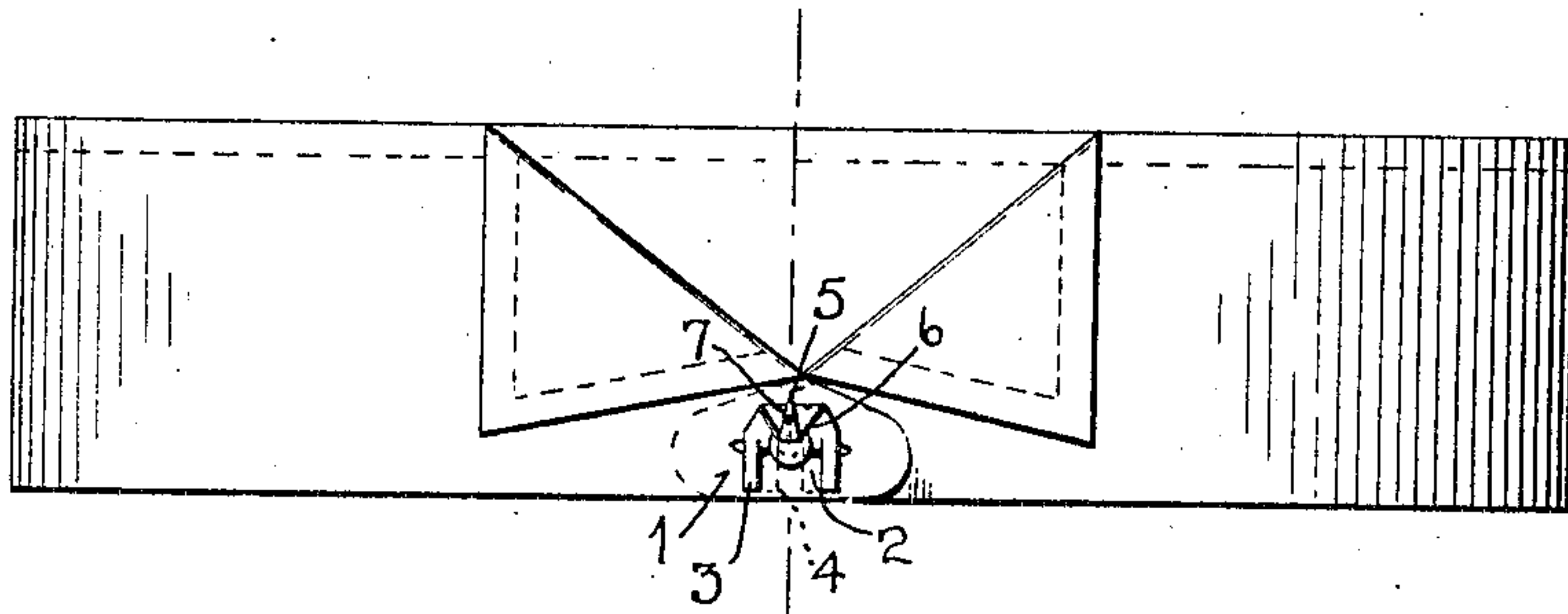


Fig. 2.

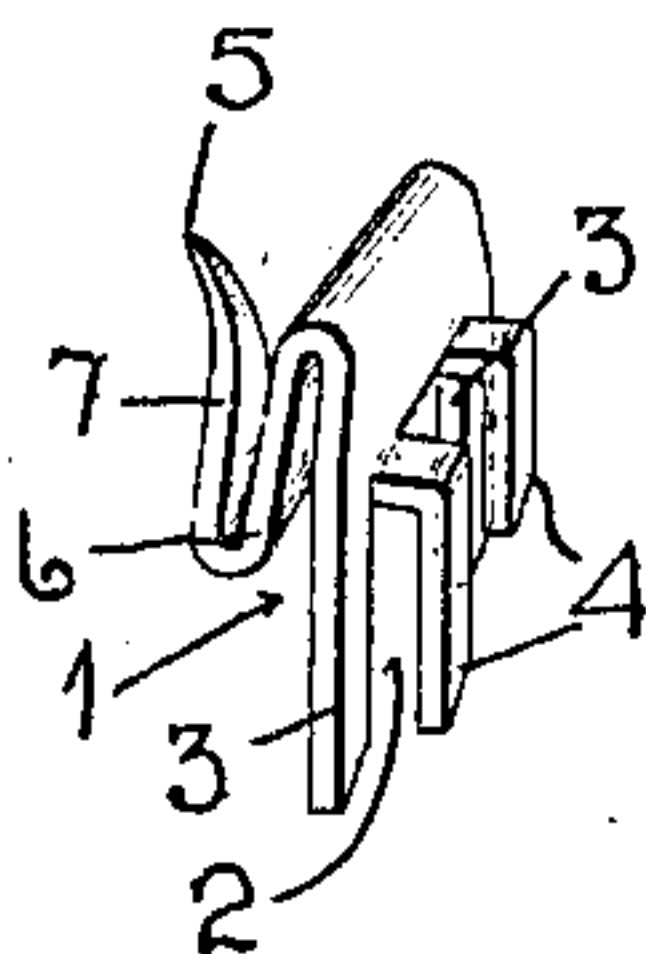
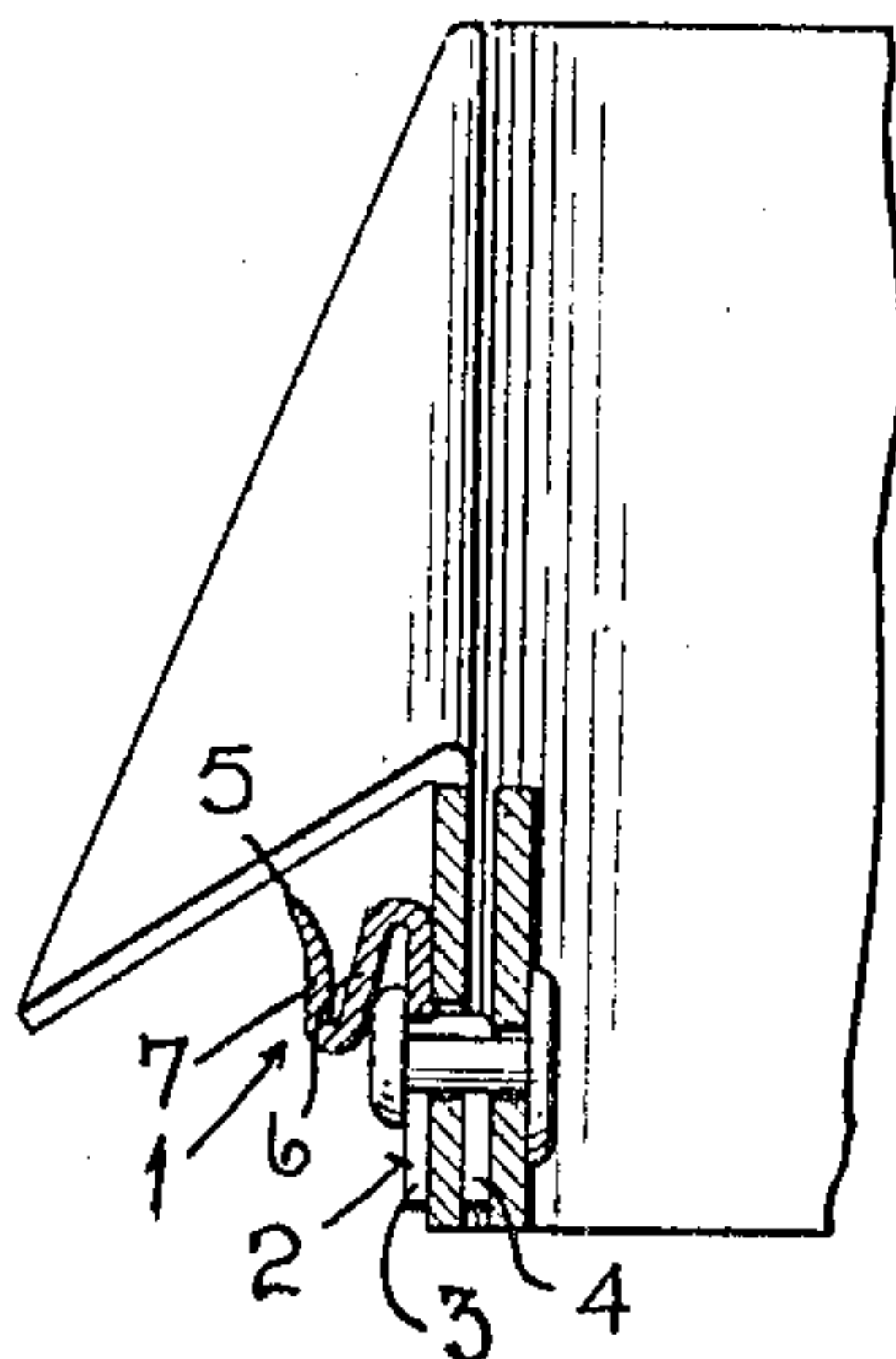


Fig. 3.

Witnesses

L. B. James

C. H. Griebauer

Inventor  
Frank Schlecht

by *H. B. Wilson & Co.*  
Attorneys

# UNITED STATES PATENT OFFICE.

FRANK SCHLECHT, OF FREMONT, OHIO.

## NECKTIE-HOLDER.

No. 843,303.

Specification of Letters Patent.

Patented Feb. 5, 1907.

Application filed November 19, 1906. Serial No. 344,145.

*To all whom it may concern:*

Be it known that I, FRANK SCHLECHT, a citizen of the United States, residing at Fremont, in the county of Sandusky and State of Ohio, have invented certain new and useful Improvements in Necktie-Holders; and I do declare the following to be a full, clear, and exact description of the invention, such as it appertains to make and use the same.

This invention relates to improvements in necktie-holders.

The object of the invention is to provide a device of this character adapted to be applied to the buttonhole of a collar to support the tie in place over the collar-button.

With the above and other objects in view the invention consists of certain novel features of construction, combination, and arrangement of parts, as will be hereinafter described and claimed.

In the accompanying drawings, Figure 1 is a front view of a collar and collar-button, showing the application of the invention thereto. Fig. 2 is a vertical sectional view of the same, and Fig. 3 is a detail perspective view of the holder removed from the collar.

Referring more particularly to the drawings, 1 denotes the holder, which is preferably formed from a single piece of sheet metal cut to form a central collar-button-engaging notch or recess 2 and front and rear collar-engaging bars 3 and 4. The bars 4 are disposed adjacent to and on each side of the collar-button-engaging recess 2 and inside of the front collar-engaging bars 3. Said rear collar-engaging bars 4 are bent or offset at their upper ends, so that they will be spaced or set back from the front collar-engaging bars to the distance of the thickness of the collar. The bars 4 are adapted to be inserted through the buttonhole of the front or outer end of the collar and to engage the rear side of said outer end adjacent to each side of the collar-button shank. The front or outer collar-engaging bars 3 are adapted to engage the outer side of the end of the collar and to lie adjacent to and on each side of the head of the button.

The upper portion of the holder is cut or tapered to a sharp point 5, said tapered end

being bent downwardly to form a button-head-engaging portion 6 and thence upwardly to form a hook 7 from the sharp-pointed tapered end of the holder. When the holder has been thus arranged in position on the collar and the necktie applied thereto, the pointed hook 7 is caught into or engaged with the rear side of the bow or knot of the tie, thus supporting or holding the same in position and preventing any sagging of the tie and the consequent exposure of the collar-button and untidy appearance of the necktie.

A necktie-holder constructed as herein shown and described will be simple and inexpensive in construction, reliable and efficient in operation, and readily applied to and removed from the front of the collar.

From the foregoing description, taken in connection with the accompanying drawings, the construction and operation of the invention will be readily understood without requiring a more extended explanation.

Various changes in the form, proportion, and the minor details of construction may be resorted to without departing from the principle or sacrificing any of the advantages of this invention as defined by the appended claims.

Having thus described my invention, what I claim as new, and desire to secure by Letters Patent, is—

1. A necktie-holder having front and rear collar-engaging bars formed on its lower end and an upwardly-projecting necktie-supporting hook formed on its upper end, substantially as described.

2. A necktie-holder comprising front and rear collar-engaging bars adapted to be inserted through one of the buttonholes of the collar and to lie adjacent to each side of the collar-button, an outwardly and downwardly bent button-engaging portion, and an upwardly-bent pointed tie-engaging hook formed integral therewith, substantially as described.

3. A necktie-holder formed from a single piece of sheet metal cut to form a button-engaging notch or recess, rearwardly bent or offset collar-engaging bars adapted to be inserted through the collar-button to engage the rear side of the collar, front collar-engag-

ing bars arranged on each side of said rear bars, a forwardly and downwardly bent button-engaging portion formed on the upper end of the holder, and an upwardly-bent  
5 pointed hook formed on the end of said button-engaging portion to receive the bow or knot of the tie, substantially as described.

In testimony whereof I have hereunto set my hand in presence of two subscribing witnesses.

FRANK SCHLECHT.

Witnesses:

C. B. CARR,

GEORGE BISNETTE.