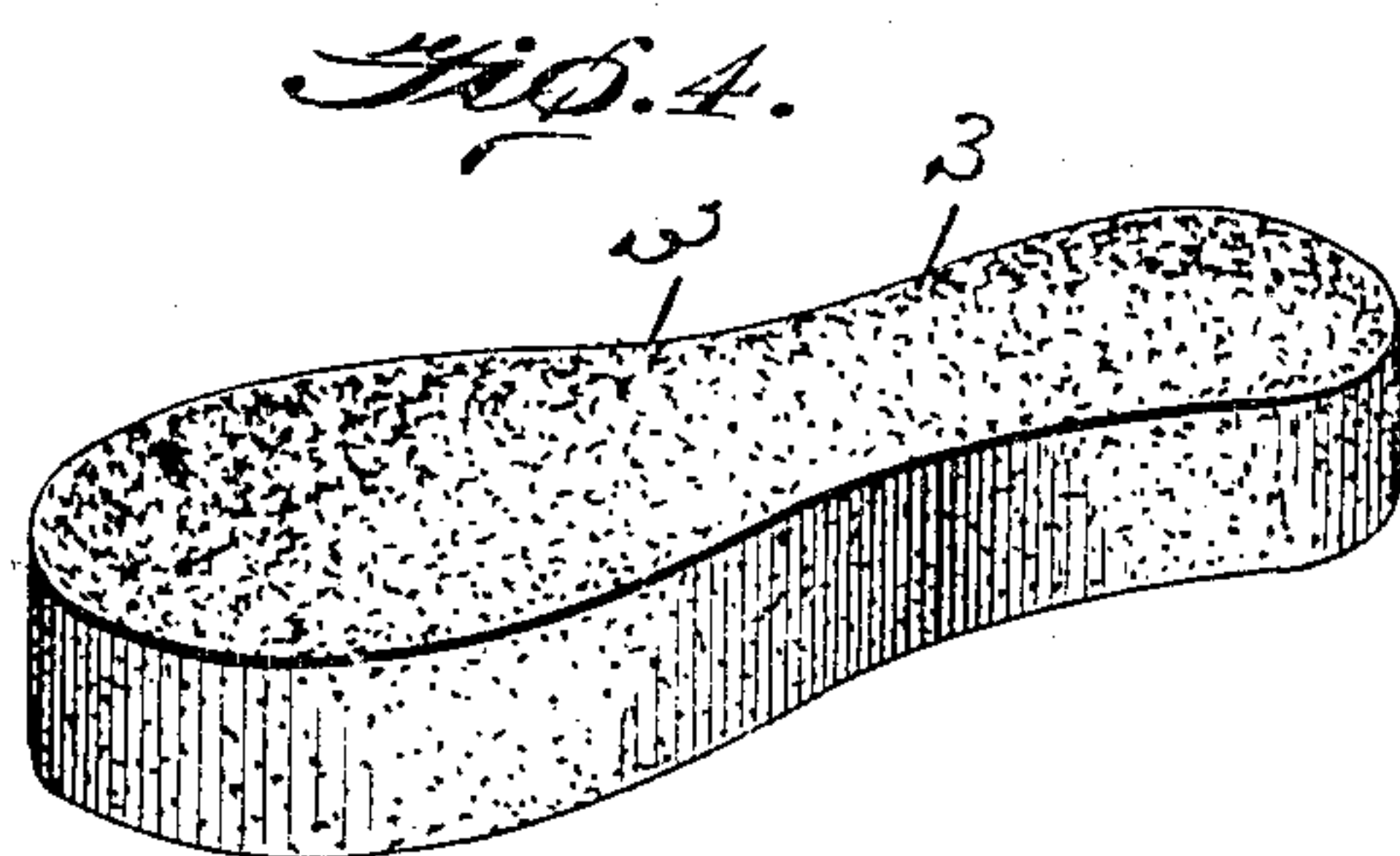
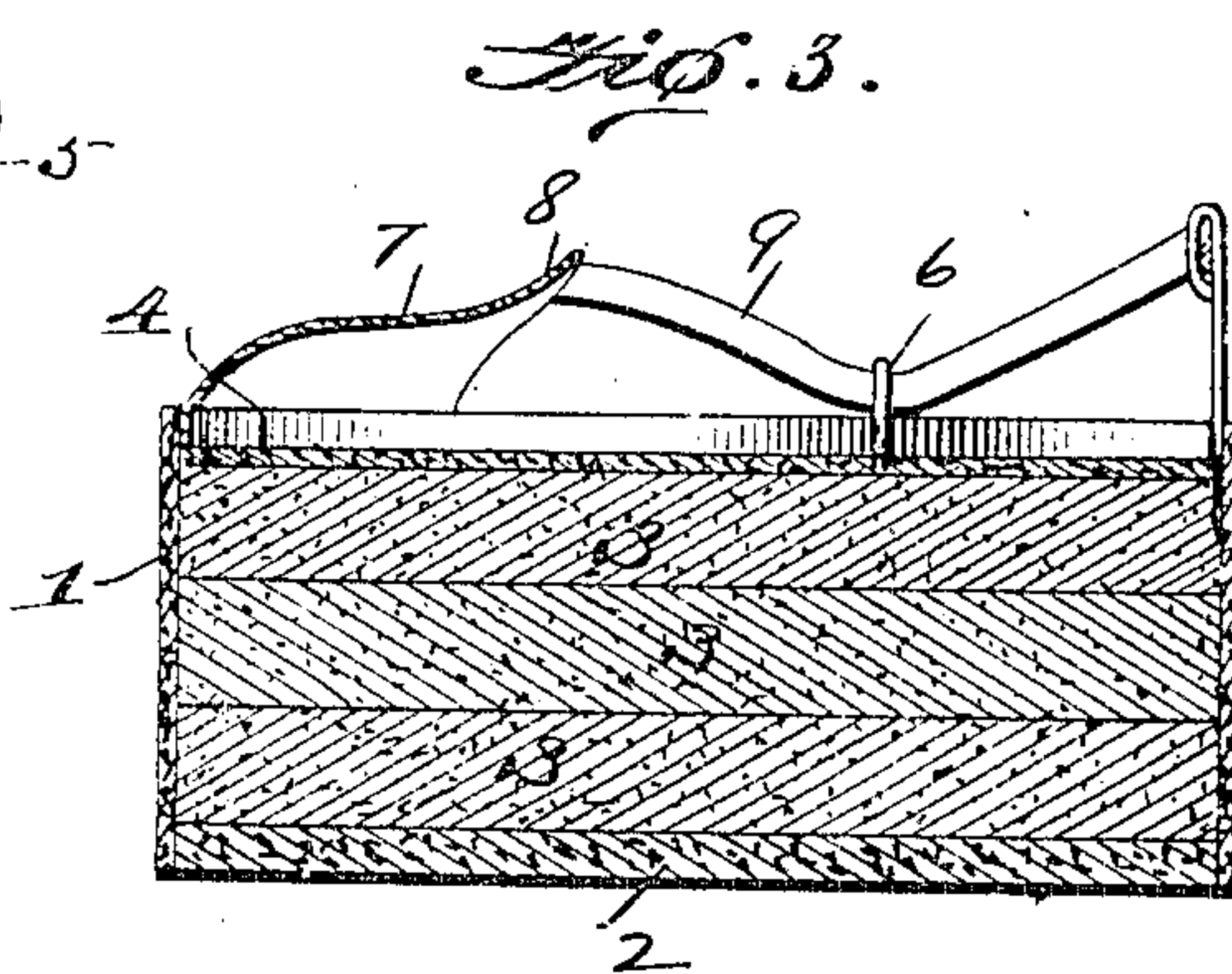
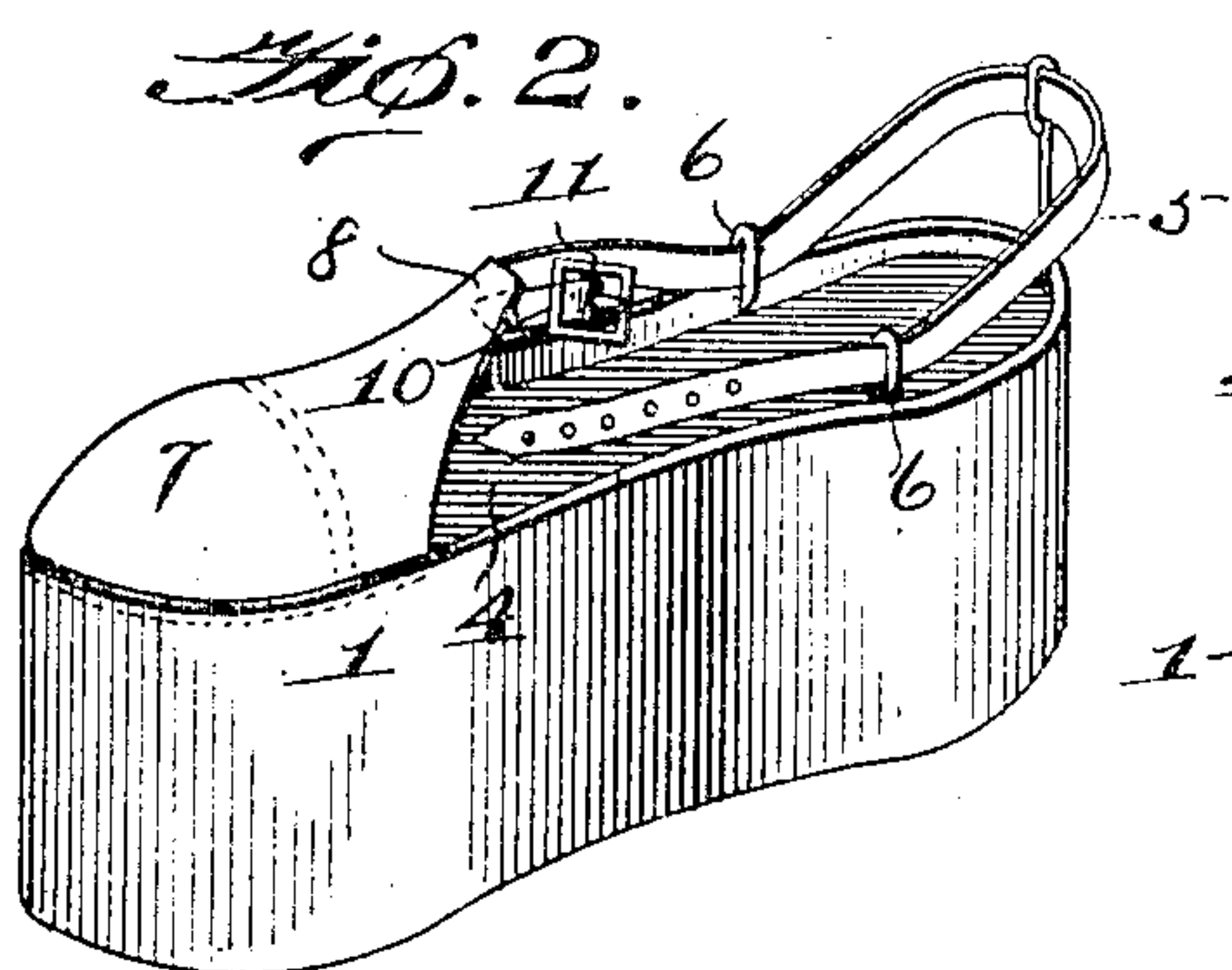
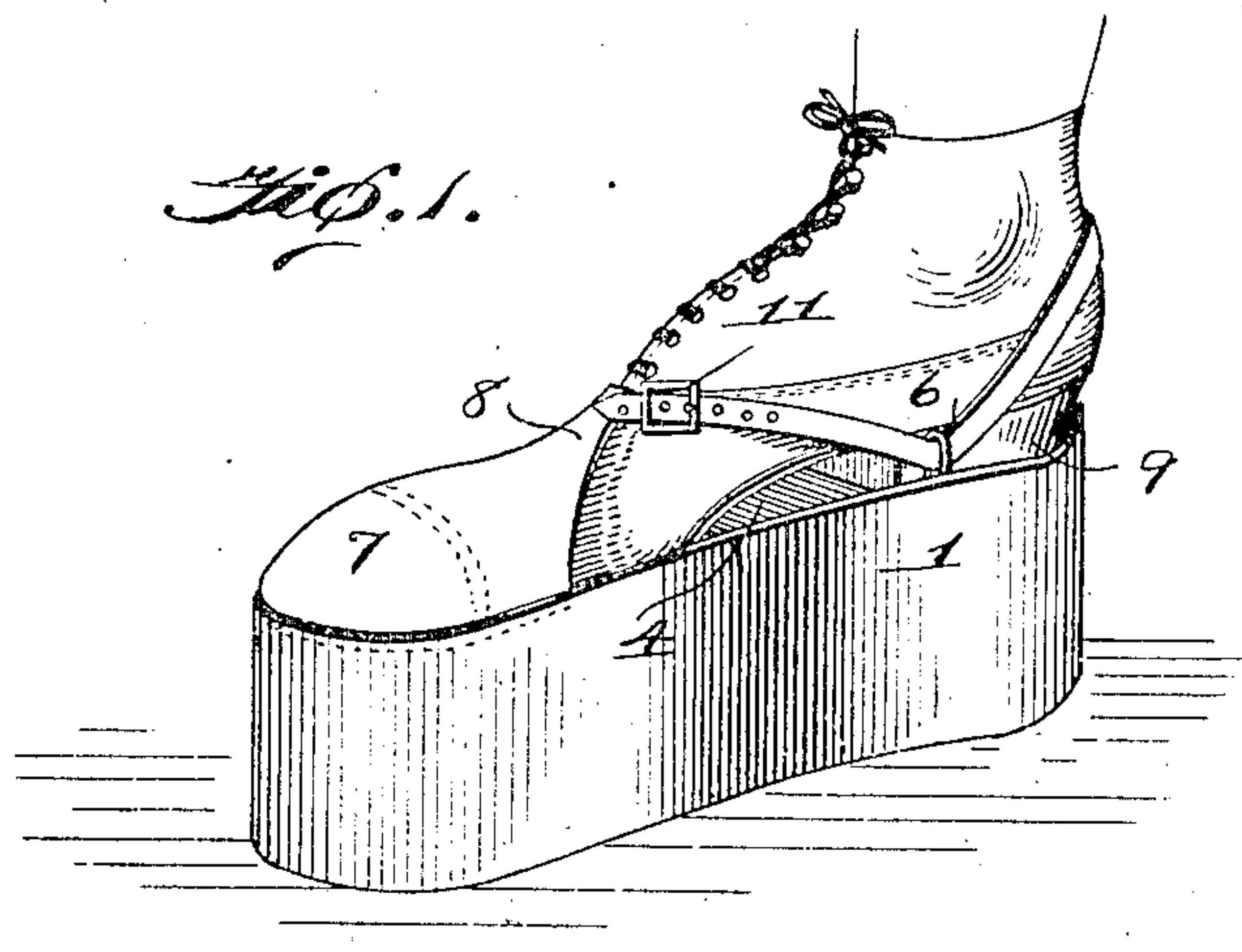


No. 843,199.

PATENTED FEB. 5, 1907.

L. A. DOYLE.  
SHOE PROTECTOR.

APPLICATION FILED SEPT. 23, 1905.



Witnesses  
*B. M. Offutt*  
*E. B. McBath*

Inventor  
*Lydia A. Doyle*

By *Oliver & Brock*  
Attorneys



# UNITED STATES PATENT OFFICE.

LYDIA A. DOYLE, OF MOUNDRIDGE, KANSAS.

## SHOE-PROTECTOR.

No. 843,199.

Specification of Letters Patent.

Patented Feb. 5, 1907.

Application filed September 23, 1905. Serial No. 279,834.

*To all whom it may concern:*

Be it known that I, LYDIA A. DOYLE, a citizen of the United States, residing at Moundridge, in the county of McPherson, of the State of Kansas, have invented a new and useful Improvement in Shoe-Protectors, of which this is a specification.

This invention relates to a device intended to protect shoes from mud and water and to act largely as a substitute for overshoes or rubbers. This device consists of a base portion adapted to lift the shoe above the ground and a flexible cover portion adapted to cover the toe portion of the shoe and protect the same from mud and water, and suitable straps are provided so that the device can be readily attached and removed.

The invention consists in the novel features of construction and combination hereinafter set forth, pointed out in the claims, and shown in the accompanying drawings, in which—

Figure 1 is a perspective view and shows the device in use. Fig. 2 is a perspective view of the device when not in use. Fig. 3 is a longitudinal vertical section of the device. Fig. 4 is a detail perspective view of a pad used in connection with the device.

In these drawings, 1 represents a boxing of any suitable material but preferably of leather and which box is upwardly open and is provided with a bottom 2 of a suitable thickness, formed, for example, of heavy sole leather. The box is shaped in outline after the manner of a shoe-last, the vertical sides of the box curving inwardly at the point corresponding to the instep, and the ends of the box being rounded to correspond to the toe-and-heel portion of the shoe. This box is intended to be made of any desired height—say two, four, or six inches—and within the box is arranged one or more pads, which are shaped to fit snugly within the box and which may be of leather or any suitable material. These pads may be of any desired thickness, and where a box six inches in height is employed three of the pads are used with it, while in a box two inches in height only one pad might be required. To protect the pads from wearing and also to hold the upper one securely in place, a top piece 4 of sole leather is secured upon the top

of the upper pad, as shown in the drawings, and it will be noted that this top piece is slightly below the upper edge of the box. 55

Upon the heel portion of the box a metal loop 5 is placed, and upon the sides of the box and adjacent the rear or heel end are placed loops 6, all of these loops being arranged vertically and projecting upwardly above the upper edge of the box 1. A protective cover 7, shaped to cover the vamp of a shoe, is secured upon the front or toe end of the box and which is formed of the same grade of leather employed in the manufacture of vamps and uppers, the said covering terminating in rearwardly-extending tongue portion 8, which overlaps the lower end of the shoe-tongue. To one side of this tongue is secured the end of a strap 9, which passes through the loops 5 and 6 and engages the buckle carried by a short strap 10 and secured to the opposite side of the tongue 8. 60

In use the foot is rested upon the top piece 4, fitting within the box to the vamp of the shoe, sliding under the cover or protector 7, and the straps 9 and 10 are then secured together by means of the buckle 11. It will be obvious that the protector 7 will prevent mud or water reaching the vamp of the shoe and that the box 1 will lift the sole of the shoe out of the water or mud unless the same is of a greater depth than the height of the box. 80

Having thus fully described my invention, what I claim as new, and desire to protect by Letters Patent, is— 85

1. A shoe-protector comprising a hollow box of considerable relative depth and upwardly open, said box having the outline of a shoe-last, pads removably fitting within said box, a metal loop arranged upon the heel edge of the box, and loops upon the sides of the box, a cover secured to the toe end of the box and provided with a tongue adapted to overlap a shoe-tongue, a strap connected at one end to the said tongue and adapted to pass through said loops, and a buckle connected to the tongue and adapted to be engaged by the free end portion of said strap. 90 95 100

2. A box upwardly open and having the outline of a shoe, a pad in the box, a top piece over the pad, said top piece being below the upper edge of the box, a cover of

flexible material secured to the front end of  
the box and adapted to cover the vamp of a  
shoe, metal loops carried by the box, and a  
strap secured to the covering and passed  
5 through the loops as and for the purpose set  
forth.

3. A device of the kind described compris-

ing an upwardly-open box, a plurality of  
pads adapted to fit therein, and means for  
attaching said box to a shoe.

LYDIA A. DOYLE.

Witnesses:

J. J. RUTH,

D. H. RICHERT.