

No. 842,935.

PATENTED FEB. 5, 1907.

J. BULOVA.
BRACELET.

APPLICATION FILED JULY 25, 1906.

Fig. 1.

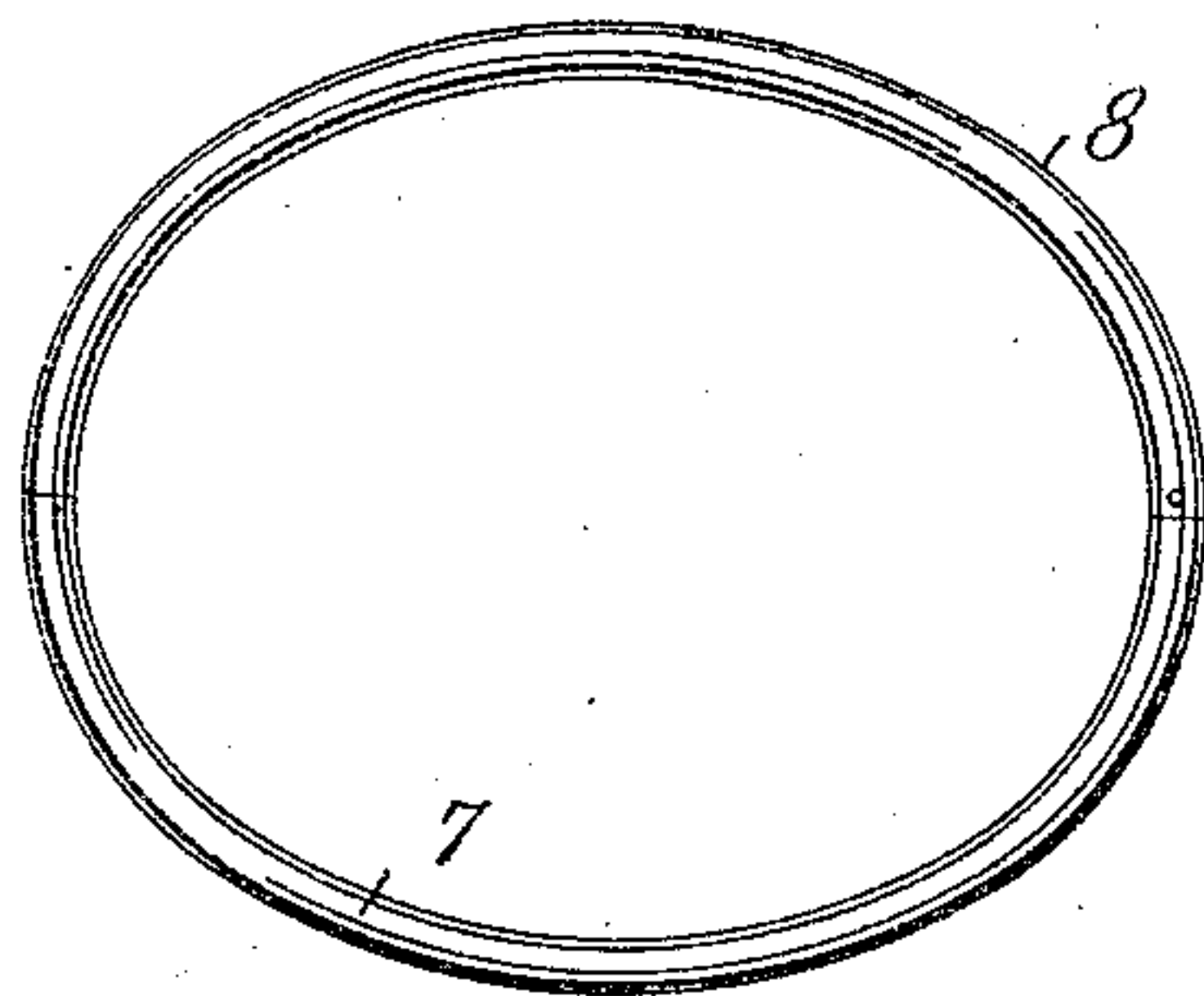


Fig. 2.

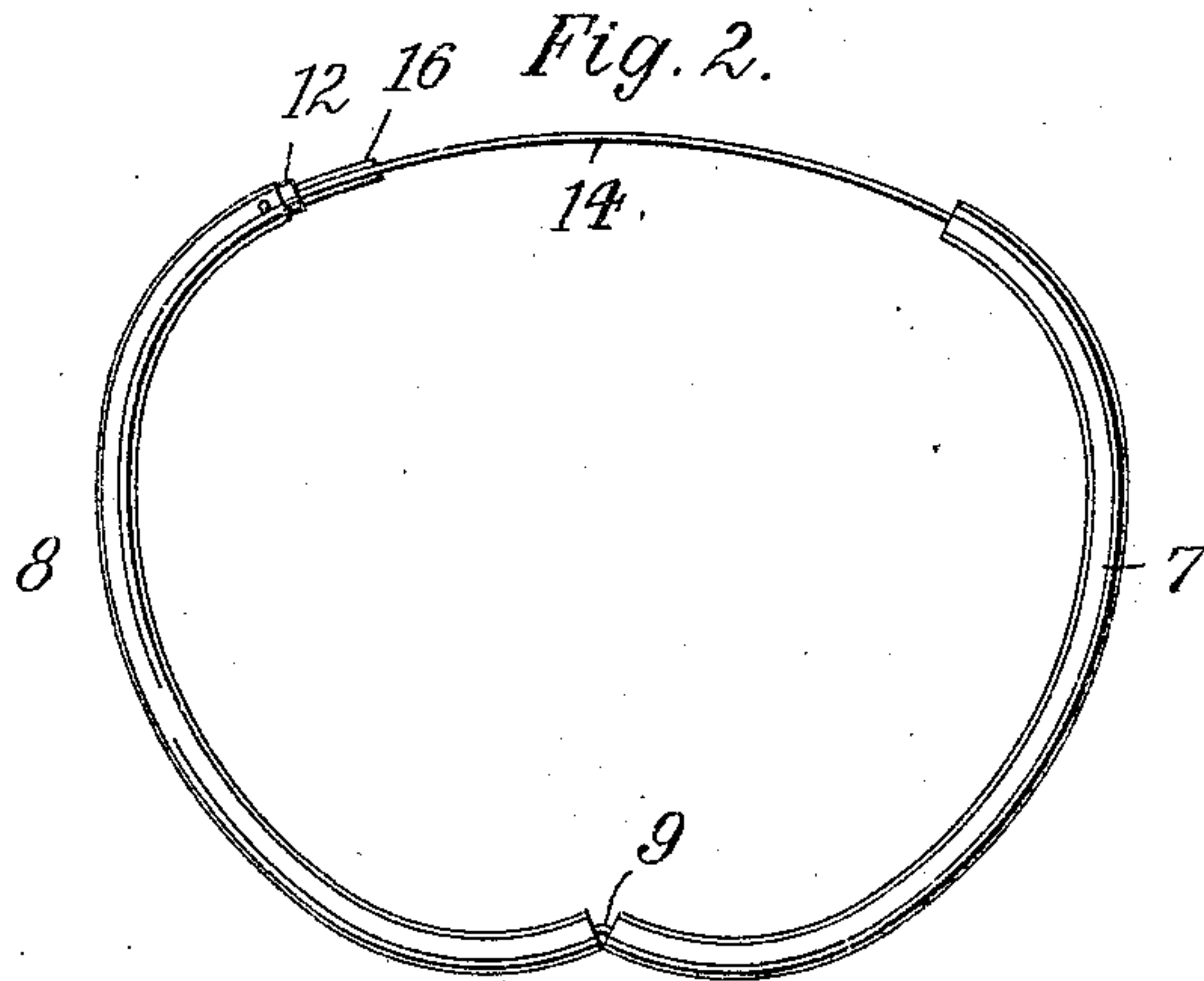


Fig. 3.

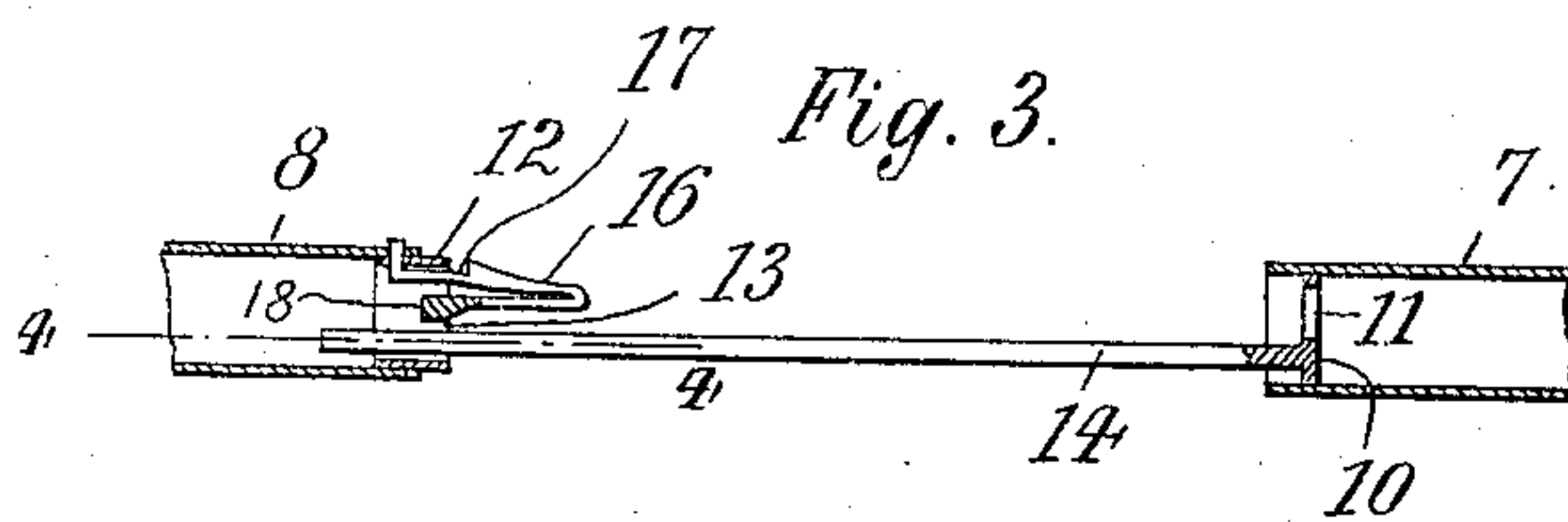


Fig. 5.

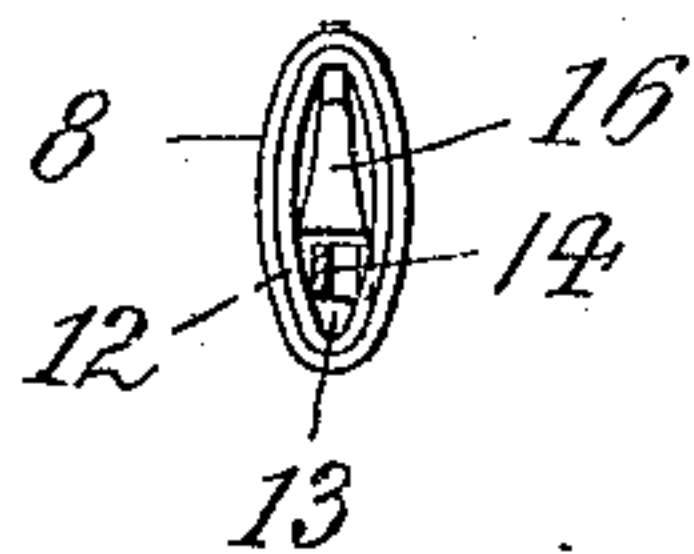


Fig. 7.

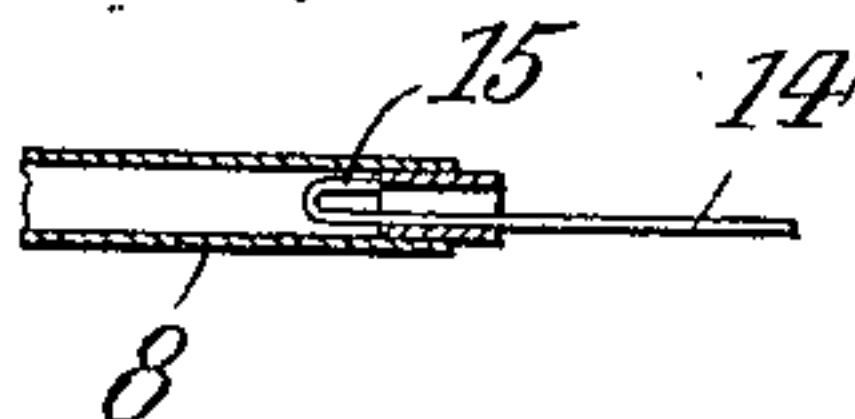
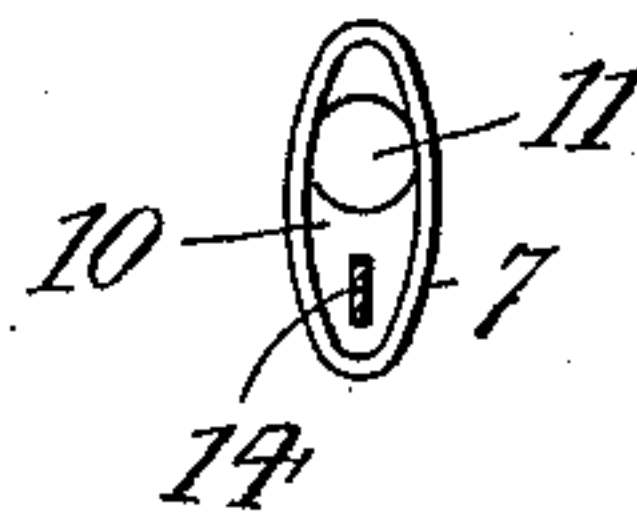


Fig. 6.



Witnesses
Arthur J. J. J.
William Schulz

Inventor
Joseph Bulova
By his Attorney
Frank W. Briesen

UNITED STATES PATENT OFFICE.

JOSEPH BULOVA, OF NEW YORK, N. Y.

BRACELET.

No. 842,935.

Specification of Letters Patent.

Patented Feb. 5, 1907.

Application filed July 25, 1906. Serial No. 327,610.

To all whom it may concern:

Be it known that I, JOSEPH BULOVA, a citizen of the United States, residing at New York city, Manhattan, county and State of New York, have invented new and useful Improvements in Bracelets, of which the following is a specification.

This invention relates to an improved bracelet, and more particularly to improved means for guiding the hinged bracelet-sections while being opened and closed and for locking said sections to each other.

In the accompanying drawings, Figure 1 is a face view of my improved bracelet, showing it closed; Fig. 2, a similar view showing it open; Fig. 3, a detail section through the guiding and locking mechanism; Fig. 4, a section on line 4 4, Fig. 3; Fig. 5, a face view, partly in section, of the catch; and Fig. 6, a similar view of the foot-plate.

The bracelet is composed of two hollow semi-oval sections 7 and 8, connected by a hinge 9, as usual. Into the free end of section 8 is fitted a short outwardly-projecting tube 12, adapted to enter the free end of section 7. Diametrically across tube 12 extends a bar 18, to which is secured a catch 16, having notch 17. Through the opening 13, formed between cross-bar 18 and tube 12, passes freely a spring-arm 14, that enters section 8 and is headed at one end, as at 15,

to prevent its withdrawal from such tube. At its other end arm 14 is provided with an integral foot-plate 10, which is rigidly secured to section 7, within which it is set back. A perforation 11 in plate 10 is alined with catch 16 and is adapted to receive said catch when the bracelet is closed. A pressure on the catch will release the same from plate 10 and permit the bracelet to be opened, the extent of such opening being determined by the length of arm 14.

What I claim is—

1. A bracelet composed of a pair of hinged sections, a catch on one of said sections, and a spring-arm having an integral perforated foot set back in the other section and adapted to be engaged by said catch, substantially as specified.

2. A bracelet composed of a pair of hinged sections, a tube having a cross-bar on one of said sections, a catch secured to the cross-bar, and a spring-arm engaging the tube and having an integral perforated foot set back in the other section, substantially as specified.

Signed by me at New York city, Manhattan, New York, this 23d day of July, 1906.

JOSEPH BULOVA.

Witnesses:

FRANK V. BRIESEN,
WILLIAM SCHULZ.