

M. SCHULTZ.
PROTECTIVE DEVICE.
APPLICATION FILED FEB. 3, 1905.

Fig. 1.




Fig. 2.

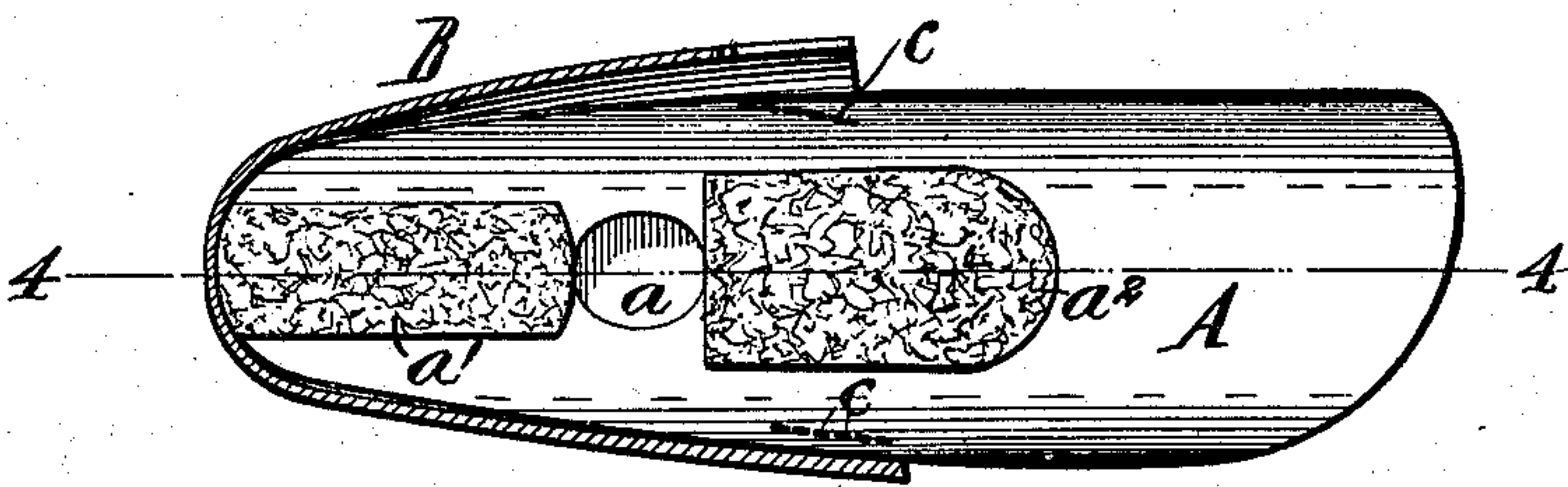


Fig. 3.

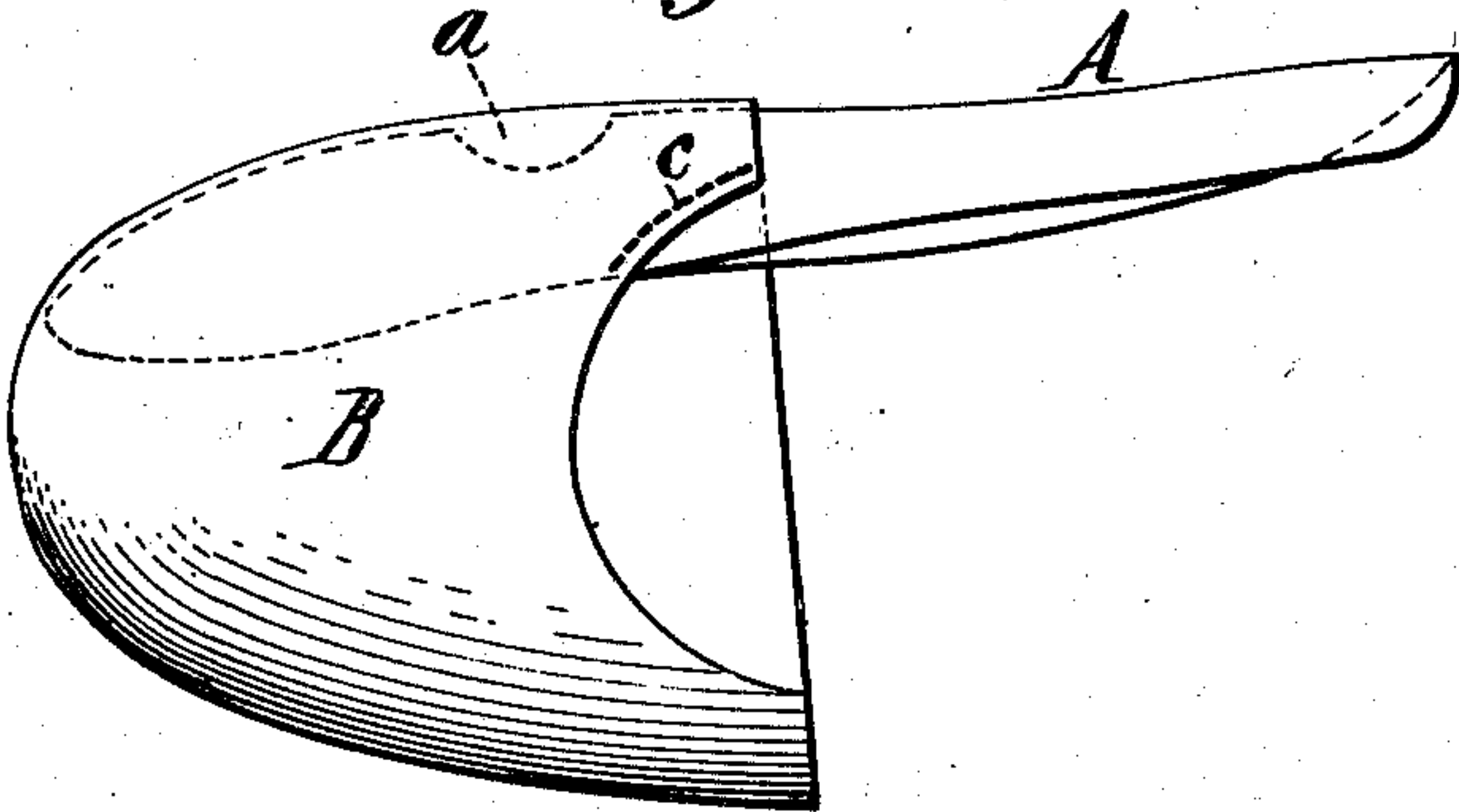



Fig. 4.



Witnesses:

Louis W. Gratz
Robert Weithusch

Mack Schultz, Inventor
By Seyer & Popp
Attorneys

UNITED STATES PATENT OFFICE.

MACK SCHULTZ, OF BUFFALO, NEW YORK.

PROTECTIVE DEVICE.

No. 840,717.

Specification of Letters Patent.

Patented Jan. 8, 1907.

Application filed February 3, 1905. Serial No. 244,059.

To all whom it may concern:

Be it known that I, MACK SCHULTZ, a citizen of the United States, residing at Buffalo, in the county of Erie and State of New York, have invented new and useful Improvements in Protecting Devices, of which the following is a specification.

This invention relates to a guard or protector to be worn within a shoe and adapted to relieve bunions or swollen joints of the human foot from pressure and irritation.

The objects of my invention, among others, are to provide a device of this kind which reliably remains in place on the foot, not only while in use, but in putting on the shoe, and which, while being comfortable to the wearer, does not materially detract from the shapeliness of the shoe.

In the accompanying drawings, Figure 1 is a perspective view of a Congress shoe containing the improved protector, the front portion of the shoe-upper being broken away to illustrate the position of the protector. Fig. 2 is a vertical longitudinal section of the protector. Fig. 3 is a top plan view thereof. Fig. 4 is a fragmentary horizontal section of the same in line 4 4, Fig. 2.

Similar letters of reference indicate corresponding parts throughout the several views.

The protector comprises a cushioned guard or shield A, of the proper size and contour to fit the inner side of the foot along the second joint of the great toe and the portions of the foot immediately in front and in rear thereof, and a tip or pocket B, attached to the front end of the shield and adapted to receive the toes, so as to prevent the shield from slipping out of position. The front end of the tip is preferably closed, as shown.

The shield and its tip B may be of any suitable material and construction. The tip is preferably constructed of thin soft leather, so as to occupy but little room in the shoe and be comfortable to the wearer, while the shield consists of a strip of somewhat stiffer and heavier leather curved transversely and having thinned or tapered edges, so that it readily conforms to the side of the foot. The front portion of the shield is arranged within the tip at one side thereof and stitched or otherwise secured thereto, so as to be retained in the proper relation to the bunion by the tip. Although a comparatively short tip, such as shown in the drawings, and fitting only over the toes of the foot is sufficient for this purpose, it is obvious that the same might be

made longer or complete to receive the entire foot without departing from the scope and spirit of the invention.

The portion of the shield A opposite the bunion or enlarged-toe joint preferably has a cavity or opening *a*, which receives the salient portion of the joint, and on its inner side, immediately in front and rear of the opening, the shield is provided with pads or cushions *a'* *a''*, of wool or other appropriate material, which rest against the side of the foot on opposite sides of the bunion, thus protecting and relieving the same from the pressure of the shoe. To render the shield as compact as possible consistent with comfort, its cushions are thickest in the center, and the rear one, *a''*, gradually diminishes in thickness toward both ends, while the front one, *a'*, is comparatively thick at its front end and gradually thinned toward the opening *a*. The size and contour of the protector and the form, size, and thickness of its cushions are of course varied or graduated to accommodate the shape of the particular foot to be relieved.

In applying the protector the tip B is slipped upon the foot over the stocking and the shoe is put on over the tip and the attached shield. As the shield is practically integral with the tip, it is properly positioned on the foot by the act of slipping the tip upon the foot, and as the tip cannot slip backward or forward on the foot it effectually maintains the shield in place both while in use and in drawing the shoe on the foot, rendering it unnecessary to hold the shield with the hand in applying the protector.

The advantage of avoiding displacement of the shield in putting on the shoe is especially important in wearing a Congress or similar shoe, which would be liable to shift the shield backwardly in drawing the shoe upon the foot. The device can, however, be worn with equal advantage in low shoes, gaiters, and ordinary shoes.

By arranging that portion of the shield which contains the bunion-aperture *a* within the tip, as shown, the latter keeps the adjacent portion of the shoe out of contact with the bunion, preventing chafing and irritation of the same. The tip also aids in preserving the shape of the shield, and for this purpose the parts are stitched together, preferably near the upper and lower edges of the shield, as shown at *c*.

When the tip and the shield are properly

fitted to the foot, the device produces little, if any, noticeable bulge, leaving the shoe practically as neat and shapely as when no such protector is worn, and the shoe, moreover, need be no larger than would be ordinarily worn without the device.

I claim as my invention—

1. A bunion-protector, comprising a tip or pocket closed at its front end and adapted to receive the front portion of the foot, a shield secured within the tip at one side thereof, and spaced pads attached to the inner side of said shield in front and in rear of the portion thereof opposite the bunion, substantially as set forth.

2. A bunion-protector, comprising a tip or pocket closed at its front end and adapted to receive the front portion of the foot, a shield secured within the tip at one side thereof and

provided within the tip with an opening arranged to receive the bunion, and pads attached to the inner side of the shield on opposite sides of said opening, substantially as set forth.

3. A protector of the character described, comprising a tip, a cushioned shield arranged within the tip at one side thereof, and means for uniting said members located near the upper and lower edges of the shield, substantially as set forth.

Witness my hand this 23d day of January, 1905.

MACK ^{his} × SCHULTZ.
mark

Witnesses:

SADIE SCHULTZ,
C. F. GEYER.