

No. 840,618.

PATENTED JAN. 8, 1907.

S. GOLOMBEK.
DISPLAY HOLDER FOR WINDOWS.
APPLICATION FILED SEPT. 6, 1906.

Fig. 1.

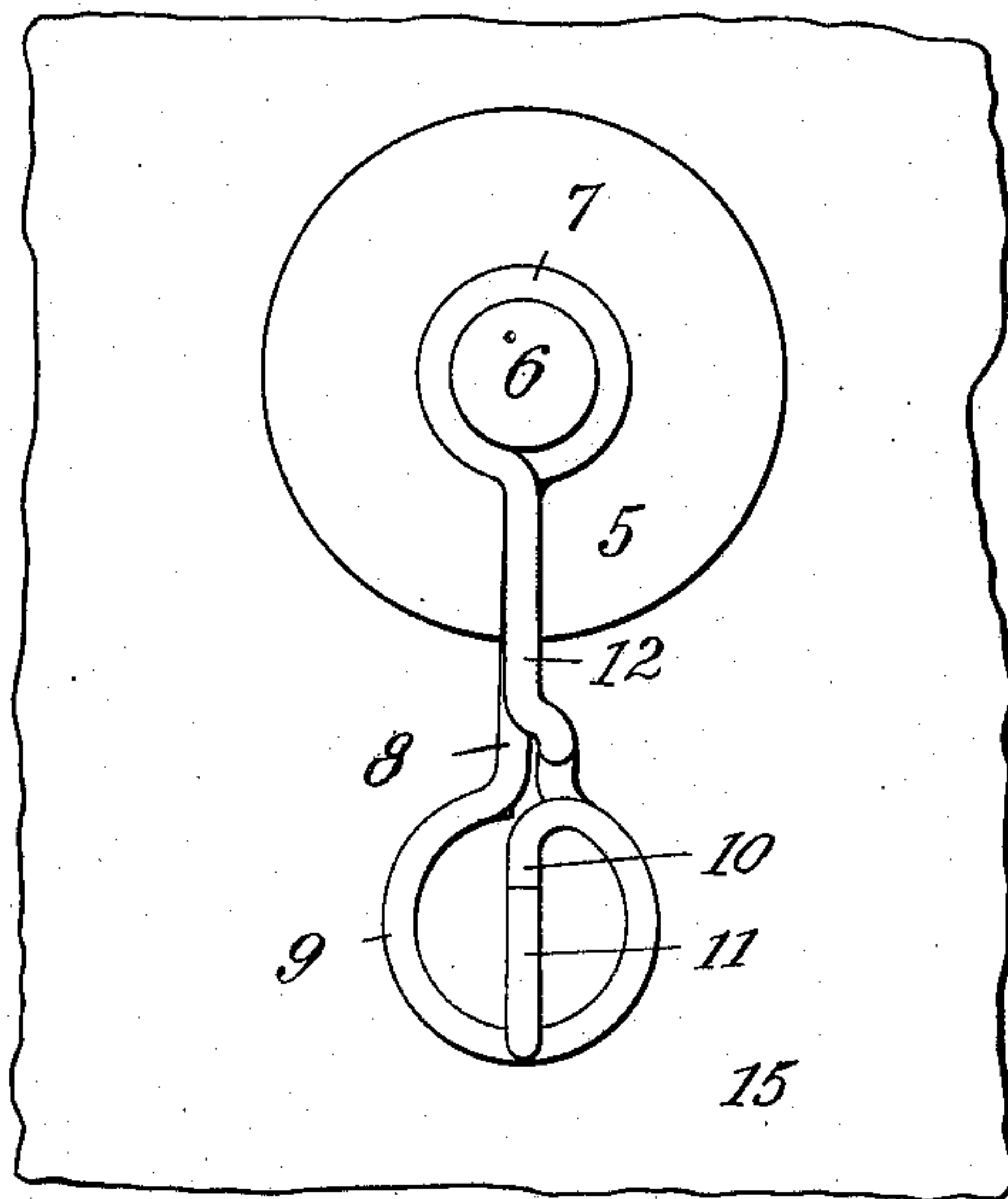


Fig. 3.

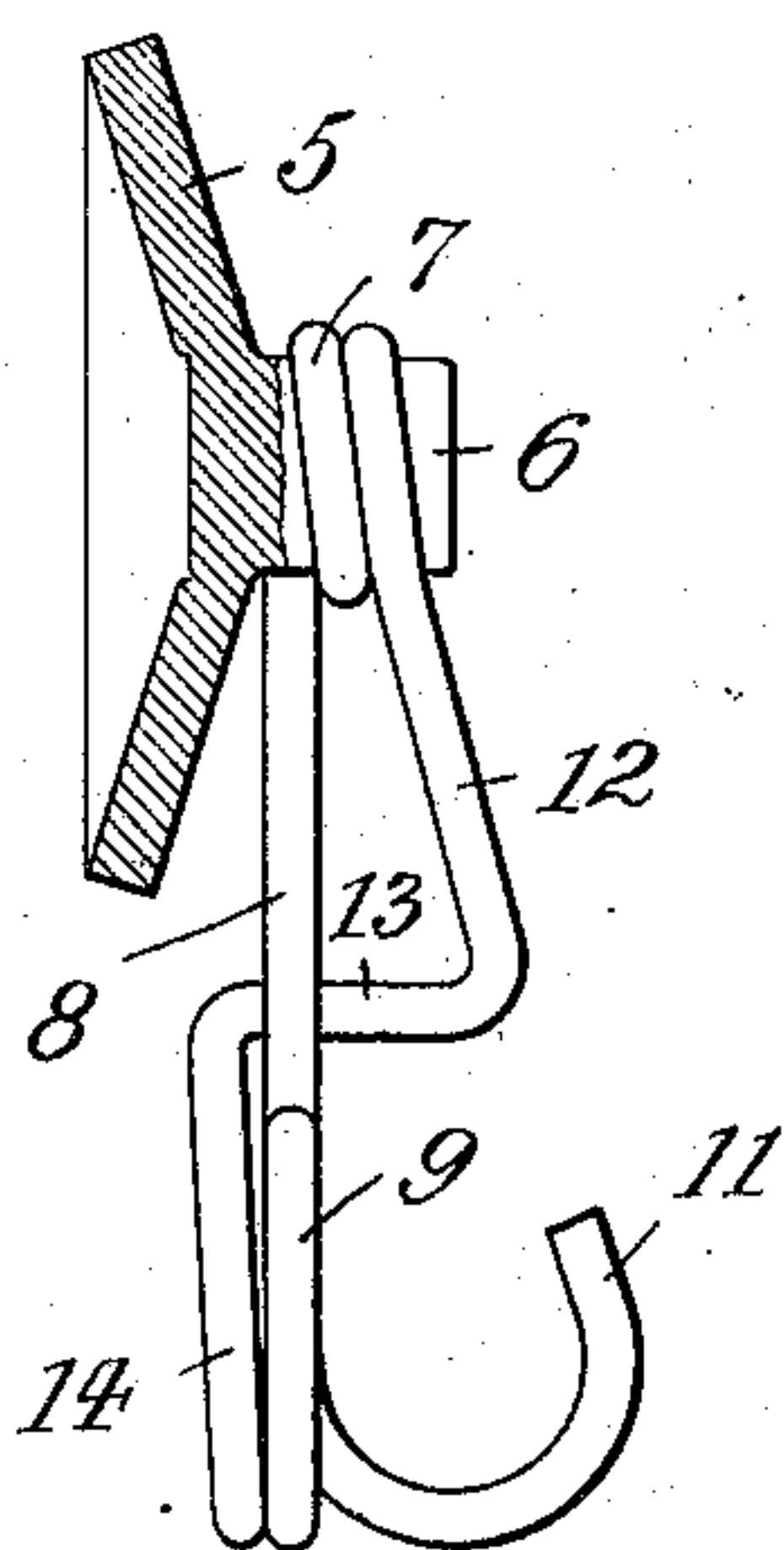


Fig. 2.


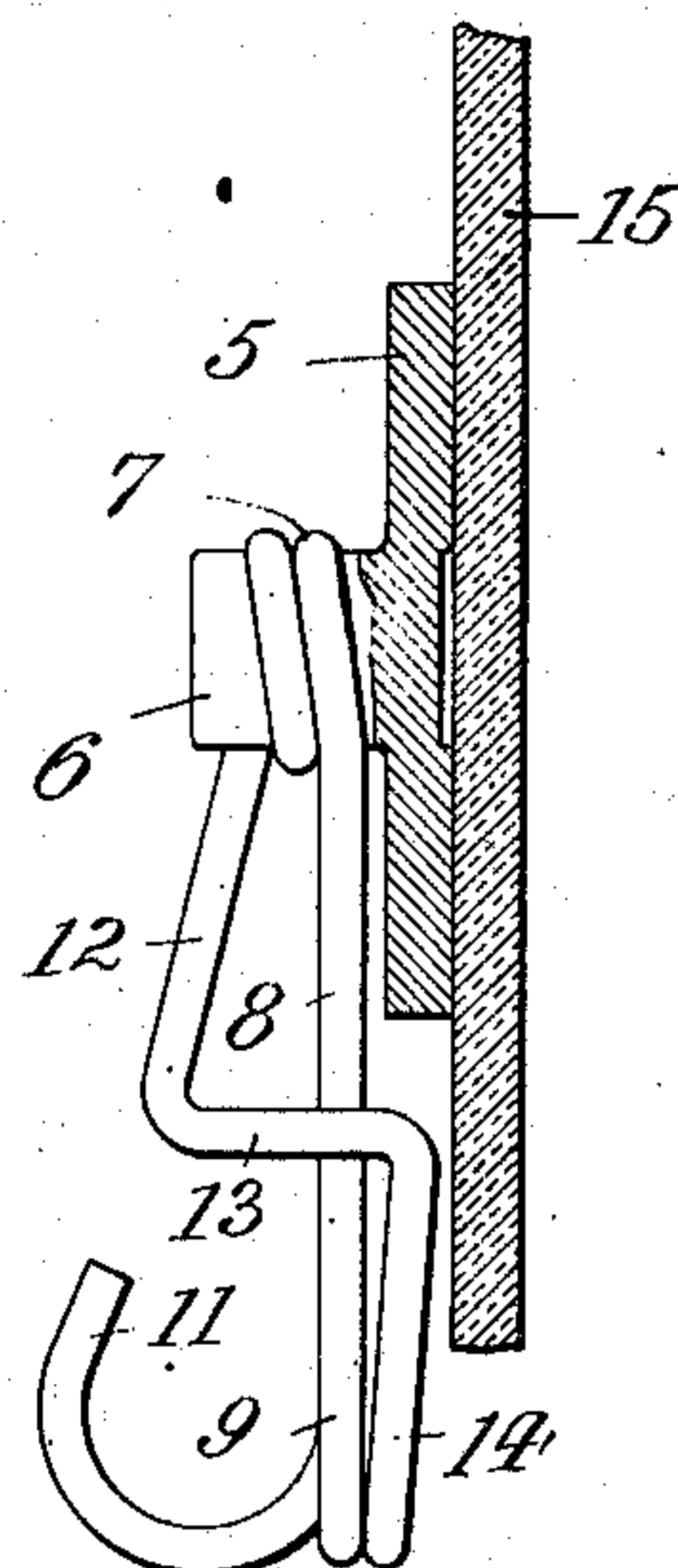


Fig. 4.



Witnesses
Arthur Zippert.
William Schulz.

Inventor
Sigmund Golombek
By his Attorney
August Piesand.

UNITED STATES PATENT OFFICE.

SIGMUND GOLOMBEK, OF NEW YORK, N. Y.

DISPLAY-HOLDER FOR WINDOWS.

No. 840,618.

Specification of Letters Patent.

Patented Jan. 8, 1907.

Application filed September 6, 1906. Serial No. 333,561.

To all whom it may concern:

Be it known that I, SIGMUND GOLOMBEK, a citizen of Russia, residing at New York city, Manhattan, county and State of New York, have invented new and useful Improvements in Display-Holders for Windows, of which the following is a specification.

This invention relates to a holder adapted to be directly secured to the glass of a show-window and to display watches, cards, and other articles from said window.

In the accompanying drawings, Figure 1 is a front view of my improved display-holder; Fig. 2, a rear view; Fig. 3, a left-hand end view, and Fig. 4 a right-hand end view thereof.

A rubber suction-cup 5 has an integral outwardly-projecting stud 6. This stud carries a wire clasp wound upon the same, as at 7. The rear shank of the wire extends from coil 7 first down, as at 8, then into a circle, as at 9, then down diametrically across said circle, as at 10, and then up again, as at 11. The circular part 9 of said wire constitutes the fixed jaw of a clasp, while the parts 10 11 collectively constitute a hook in front of said jaw.

The front shank of the wire is inclined from coil 7 forwardly, as at 12, and then back horizontally, as at 13, to pass the straight part 8 of the rear shank. It is then bent into a circle 14 back of circle 9. This circle 14 constitutes the movable jaw of the clasp, while the parts 12 13 collectively constitute a finger-piece for operating said jaw.

In use the device is attached to any part of

a window 15 by pressing the cup 5 tightly against the same, so that the cup will be held to the glass by suction. By a pressure upon the finger-piece 12 13 the jaw 14 will be opened and permit the introduction of a price-card into the clasp, while a watch or similar light article may be suspended in front of said card from hook 10 11. In this way means are provided for securing to a window various light articles, together with their price-cards, without damaging the glass and in such a manner that the arrangement of the holders and of the goods displayed from the same may be readily varied.

What I claim is—

1. In a display-holder for windows, a suction-cup having a stud, combined with a wire engaging said stud and having a pair of jaws, and a hook in front of said jaws, substantially as specified.

2. In a display-holder for windows, a suction-cup having a stud, combined with a wire engaging the same and having a front shank bent to form a fixed jaw and a hook, and a rear shank bent to form a finger-piece, and a movable jaw back of the fixed jaw, substantially as specified.

Signed by me at New York city, Manhattan, New York, this 5th day of September, 1906.

SIGMUND GOLOMBEK.

Witnesses:

WILLIAM SCHULZ,
FRANK V. BRIESEN.