

No. 838,978.

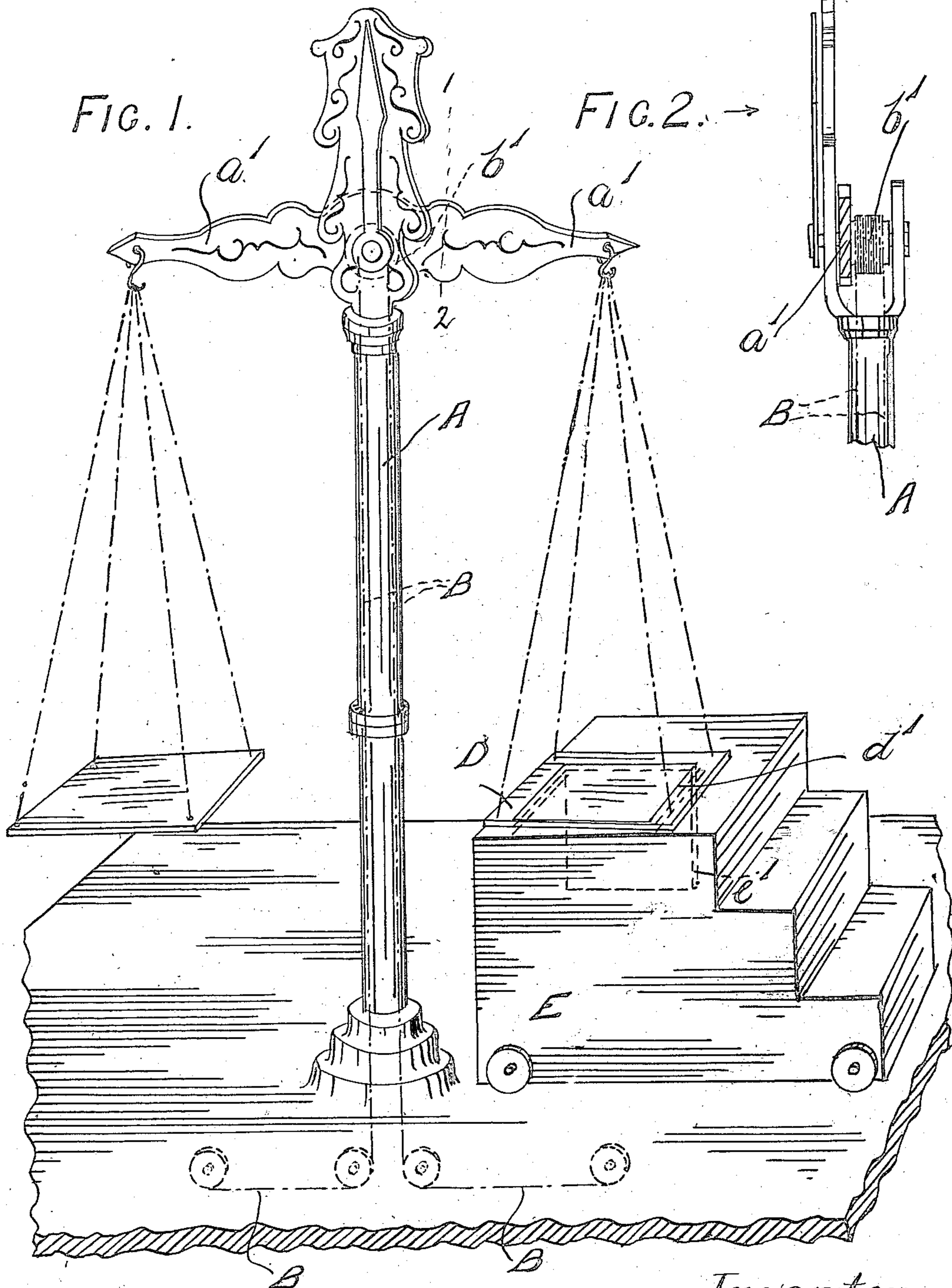
PATENTED DEC. 18, 1906.

H. GOLDIN.

MEANS FOR PRODUCING STAGE ILLUSIONS.

APPLICATION FILED FEB. 21, 1906.

3 SHEETS—SHEET 1.



Witnesses
Philip Terrell
James J. Yeoman

Inventor
Horace Goldin
By David P. Moor
Attorney

No. 838,978.

PATENTED DEC. 18, 1906.

H. GOLDIN.

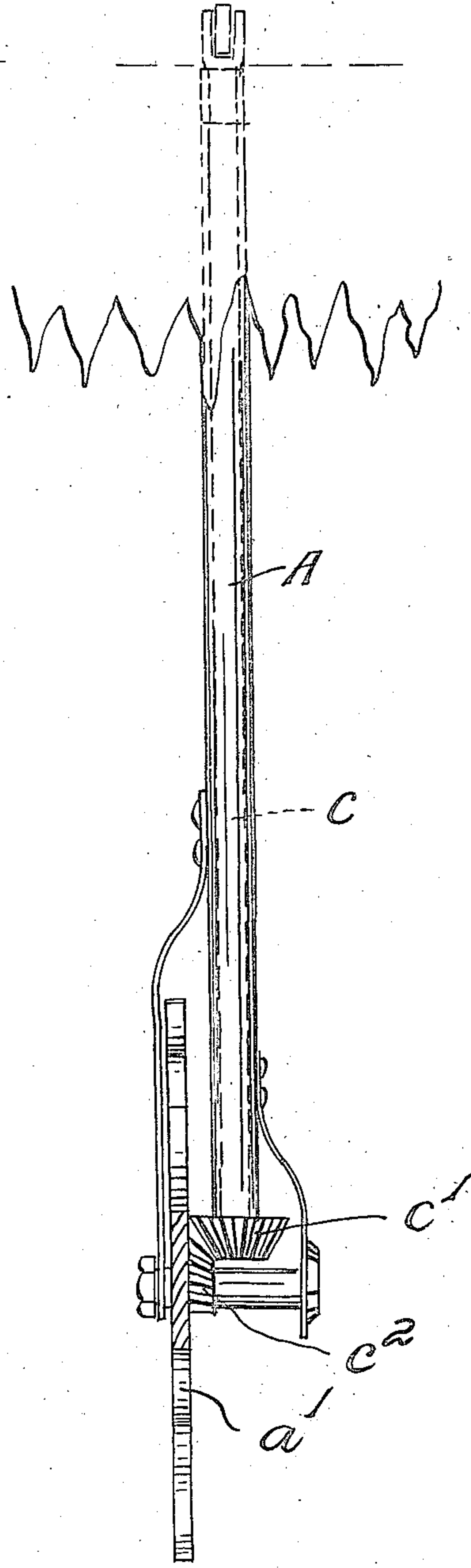
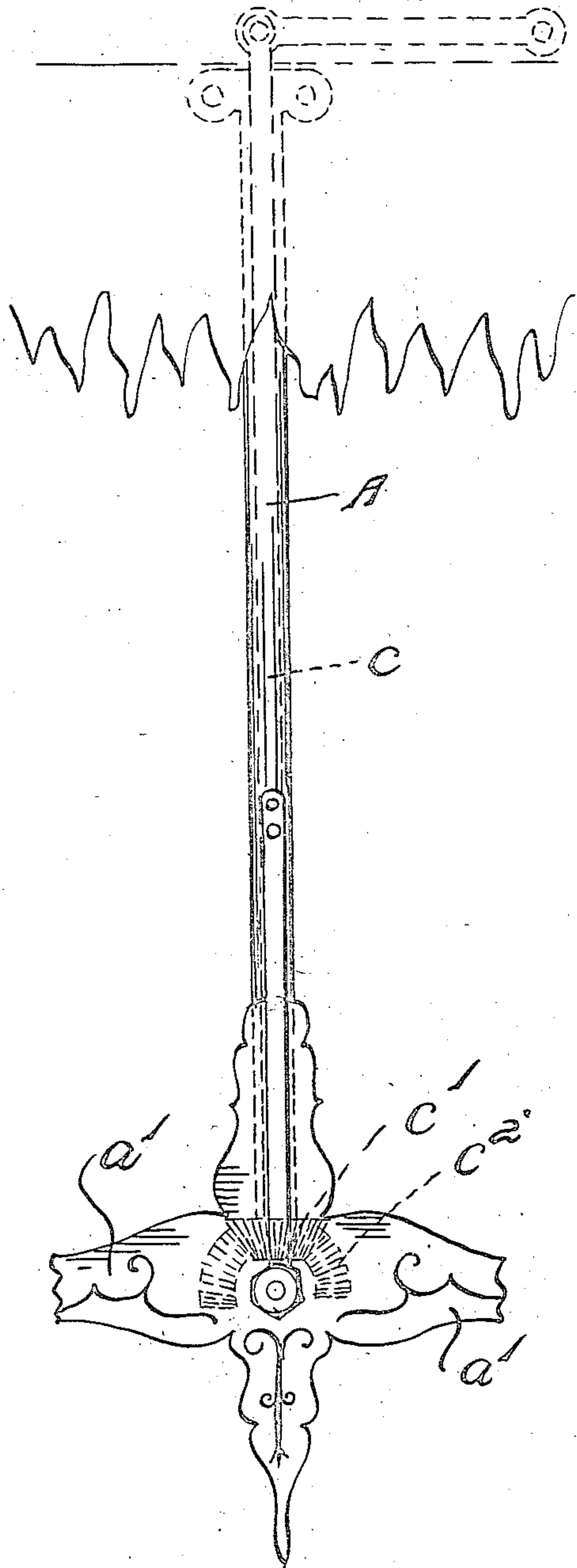
MEANS FOR PRODUCING STAGE ILLUSIONS.

APPLICATION FILED FEB. 21, 1906.

FIG. 3.

FIG. 4.

3 SHEETS—SHEET 2.



Witnesses
Philip Fenell.
James H. Yonans

Inventor
Horace Goldin
By David O. Moore
Attorney.

No. 838,978.

PATENTED DEC. 18, 1906.

H. GOLDIN.

MEANS FOR PRODUCING STAGE ILLUSIONS.

APPLICATION FILED FEB. 21, 1906.

FIG. 5.

3 SHEETS—SHEET 3.

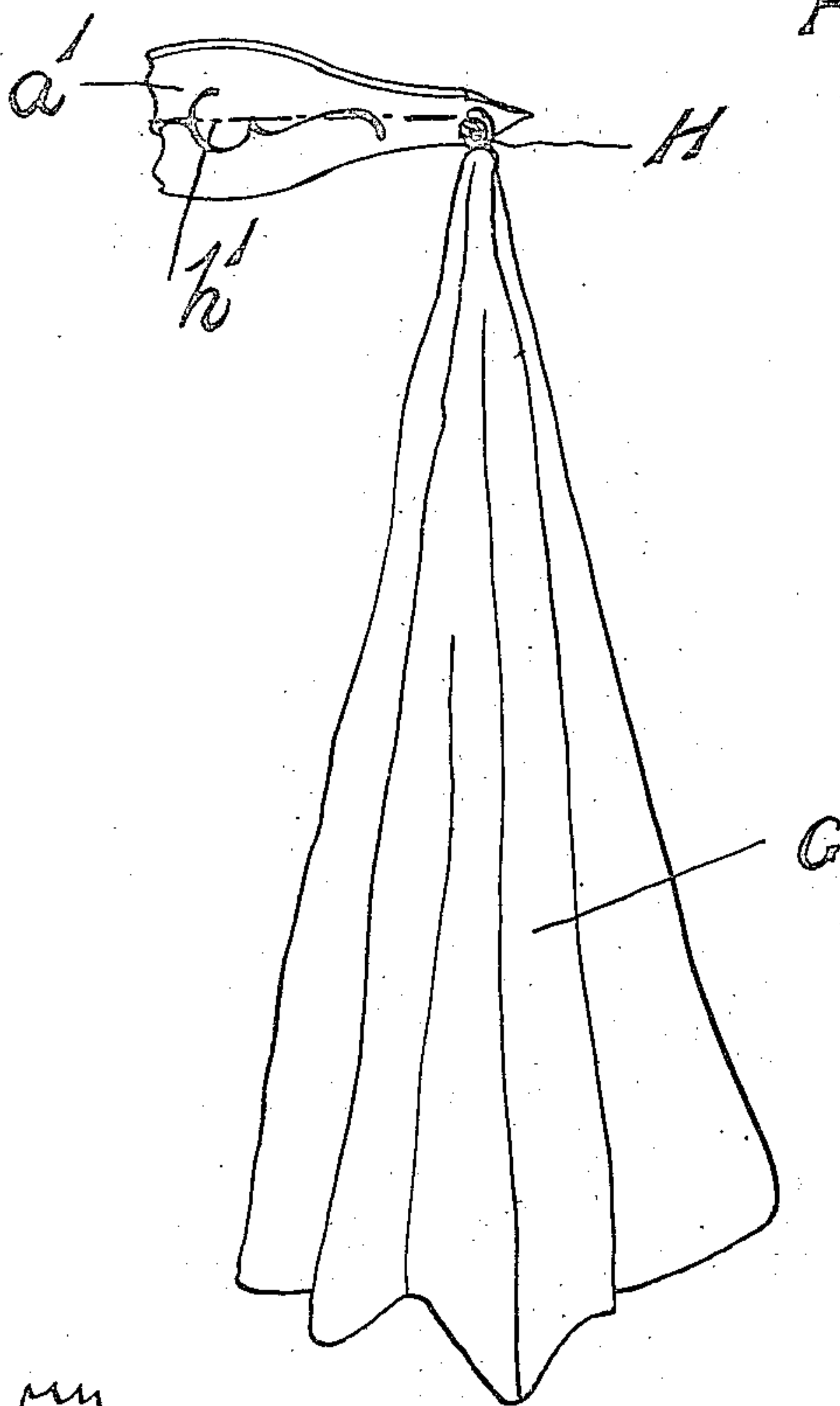
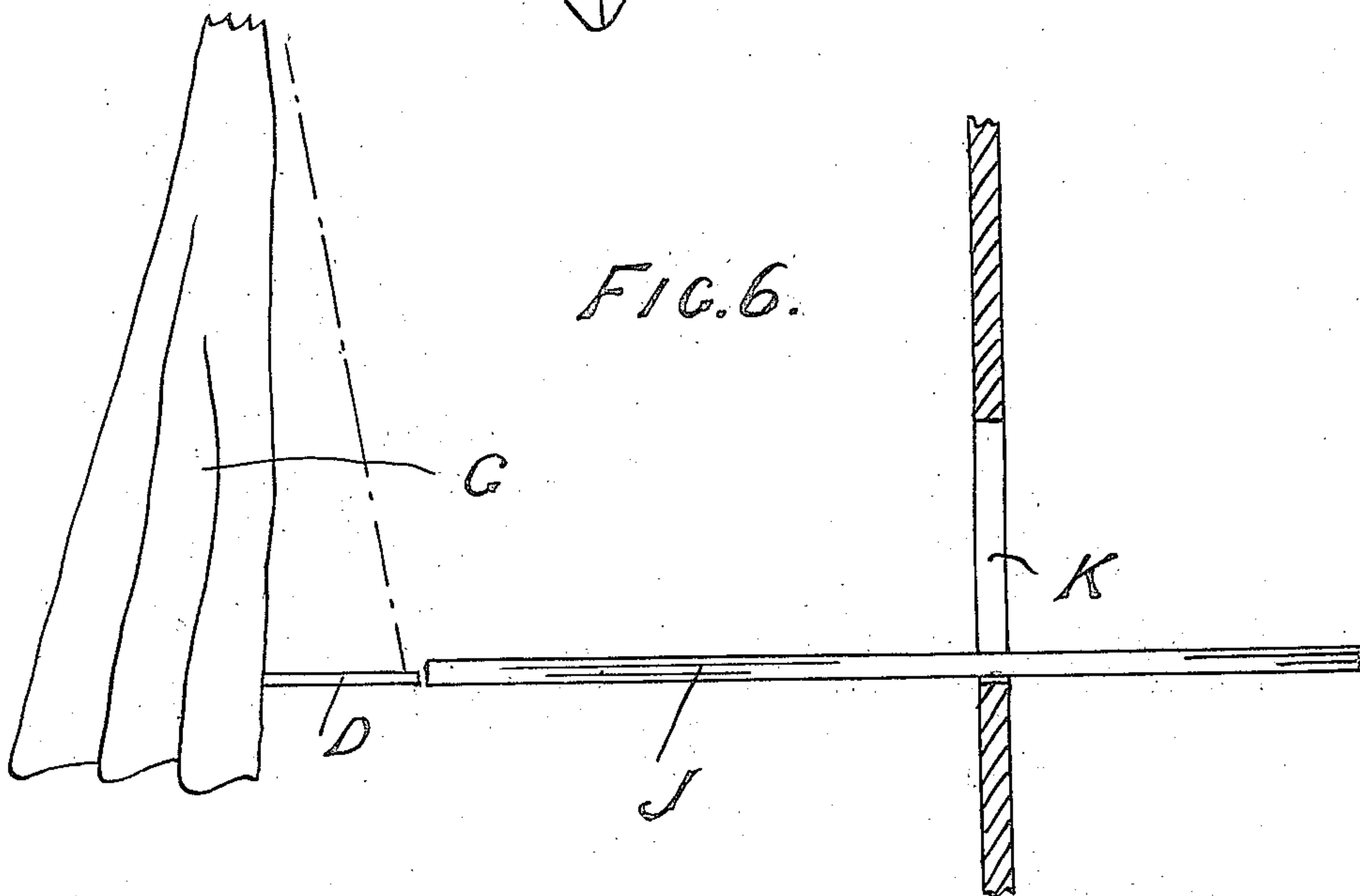


FIG. 6.



Witnesses

Philip Ferrell.

James H. Yeomans

Inventor

Horace Goldin

By

Daniel M. Moor

Attorney

UNITED STATES PATENT OFFICE.

HORACE GOLDIN, OF LONDON, ENGLAND.

MEANS FOR PRODUCING STAGE ILLUSIONS.

No. 838,978.

Specification of Letters Patent.

Patented Dec. 18, 1906.

Application filed February 21, 1906. Serial No. 302,249.

To all whom it may concern:

Be it known that I, HORACE GOLDIN, a citizen of the United States of America, residing at 17 Torrington Square, London, W. C., in the county of Middlesex, England, have invented certain new and useful Improvements in Means for Producing Stage Illusions, of which the following is a specification.

This invention relates to improvements in the means for producing stage illusions, and particularly refers to a means whereby the illusion is produced of an individual, preferably a lady, disappearing from a pair of scales upon which she is balanced by weights, as in the ordinary manner of weighing.

In order that this invention may be clearly understood and more easily carried into practice, I have appended hereunto three sheets of drawings, upon which I have illustrated the nature of my said improvements.

Figure 1 is a view of one form of scales which may be utilized in this illusion and which is in position for the lady to ascend to the scales. Fig. 2 is a part side view of Fig. 1 on the line 1 2. Fig. 3 is a front elevation of a modified form of scale. Fig. 4 is a side elevation of Fig. 3. Fig. 5 is a similar view to Fig. 1, only showing the screened lady and illustrating the method by which the dropping of the screen-curtain is effected. Fig. 6 is a side view of Fig. 1 in diagram, showing the plank-bridge in position for the lady to leave the scale-platform.

In carrying this invention into effect the scale A is so constructed that the beam a' can be fixed or made to swing at will by means of a cord or chain B, passing round a roller b' , which is fixed to it, as shown in Figs. 1 and 2, or by a vertical spindle C, having at its lower end a bevel-wheel c' , gearing into teeth c^2 on the back of the arm a' , as shown in Figs. 3 and 4, both cord and spindle being operated out of sight of the audience and in conformity with the actions of the operator. The lady steps onto the scale-platform and weights are placed on the other side until an equilibrium is obtained, after which she is covered by a screen-curtain G, which is hung from a projection H on the balance-beam J or by other suitable means. This projection H is provided with a lever which is actuated by a cord h' , passing over pulleys to the concealed attendant, and is so arranged that by its means the curtain G can be unfastened and dropped by its own weight

from the projection, the lady having previously left the scale-platform, which may be effected, preferably, by means of an exit in the scene at the rear of the screen, to assist which a plank-bridge J may be temporarily inserted through the scene and onto the rear of the scale-platform D in such a manner that the space underneath the scale is entirely visible to the audience. By these means the lady may pass in a prone position from the scale-platform D along the plank-bridge J and through a trap-door or slit K in the scenery while hidden from the audience by the screen-curtain, the scales A being retained in the balanced position during all these operations due to manipulation by the concealed attendant.

After the lady has left the scale-platform the plank-bridge J is removed and the trap-door K closed, the balance A still remaining in equilibrium with the screen-curtain G hanging from the projection H and covering the space which is supposed to contain the lady.

The lady may leave the scale-platform D by several methods other than by means of a plank-bridge. For instance, the screen-curtain could be provided long enough to reach to the floor, and thereby enable the lady to descend to the latter and disappear through a trap-door in the stage-platform, or a set of box-steps E may be provided, which are first of all placed under the scale-platform to enable the lady to ascend thereto. In such cases the scale-platform D is provided with a trap-door d' , while a similar trap-door e' is provided exactly underneath in the top of the box-steps E. This enables the lady while screened to enter the box-steps, which are then moved away in order to leave the scales and show that they remain in a state of equilibrium. She may then leave the box-steps through a trap-door in the back, from whence she may reach the wings or through a trap-door in the bottom, the box-steps being previously placed over another trap-door in the stage-platform.

The screen-curtain G is generally manipulated by the means hereinbefore described; but it may be held in place and removed personally by the operator, if so desired. In demonstrating this illusion the disappearing lady steps onto the scale-platform D and there remains, while weights are placed on the opposite side until she is balanced in mid-air, after which she is inclosed in a

screened curtain G, which is hung from the hereinbefore-described projection H on the beam *a'*. The space all round the stage-platform is in view of the audience, and the operator can walk behind the scales A at intervals to show that there is a clear space. At this point the operator, who takes a position at a different part of the stage and entirely away from the scales A, fires a pistol or otherwise diverts the immediate attention of the audience, simultaneously with which action the side of the scales carrying the weights drops, and the screen-curtain G at the same time is released and by its own weight drops to the floor, exposing the suspending scale empty to the audience.

What I claim as new, and desire to secure by Letters Patent, is—

1. In an apparatus for producing stage illusions, the combination of a pair of scales having a beam and means for controlling and operating same from a concealed position in combination with a scale-platform and concealed means of exit therefrom, substantially as herein set forth and illustrated.

2. In an apparatus for producing stage illusions, the combination of a scale mechanism provided with a concealed controlling mechanism and a concealed exit from which the person may leave the scales.

3. In an apparatus for producing stage illusions, the combination of a scale mechanism provided with a concealed controlling mechanism, a concealed exit for the person therefrom and a curtain removably suspend-

ed from the scales to conceal the person thereon.

4. In an apparatus for producing stage illusions, the combination of a scale mechanism provided with a concealed controlling mechanism, a concealed exit for the person therefrom, and a suspended curtain having a concealed releasing mechanism to permit the curtain to fall after the exit of the person from the scales.

5. In an illusion apparatus, the combination of a pair of scales, one platform of which is adapted to receive a person and the other the weights, with a removable curtain for concealing the person on the scales, and movable means for connecting the scales with a concealed exit.

6. In an illusion apparatus, the combination with a pair of scales, one platform of which is adapted to receive a person and the other the weights, of a removable curtain for concealing the person on the scales; the first-named platform having a trap-door to afford an exit for the person so concealed, and a movable box to pass under said first-named scale-platform and having a trap-door in its top to register with the trap-door in the scale-platform.

In witness whereof I have hereunto set my hand in the presence of two witnesses.

HORACE GOLDIN.

Witnesses:

WALTER H. E. BARTLAM,
ROWLAND GOOLD.