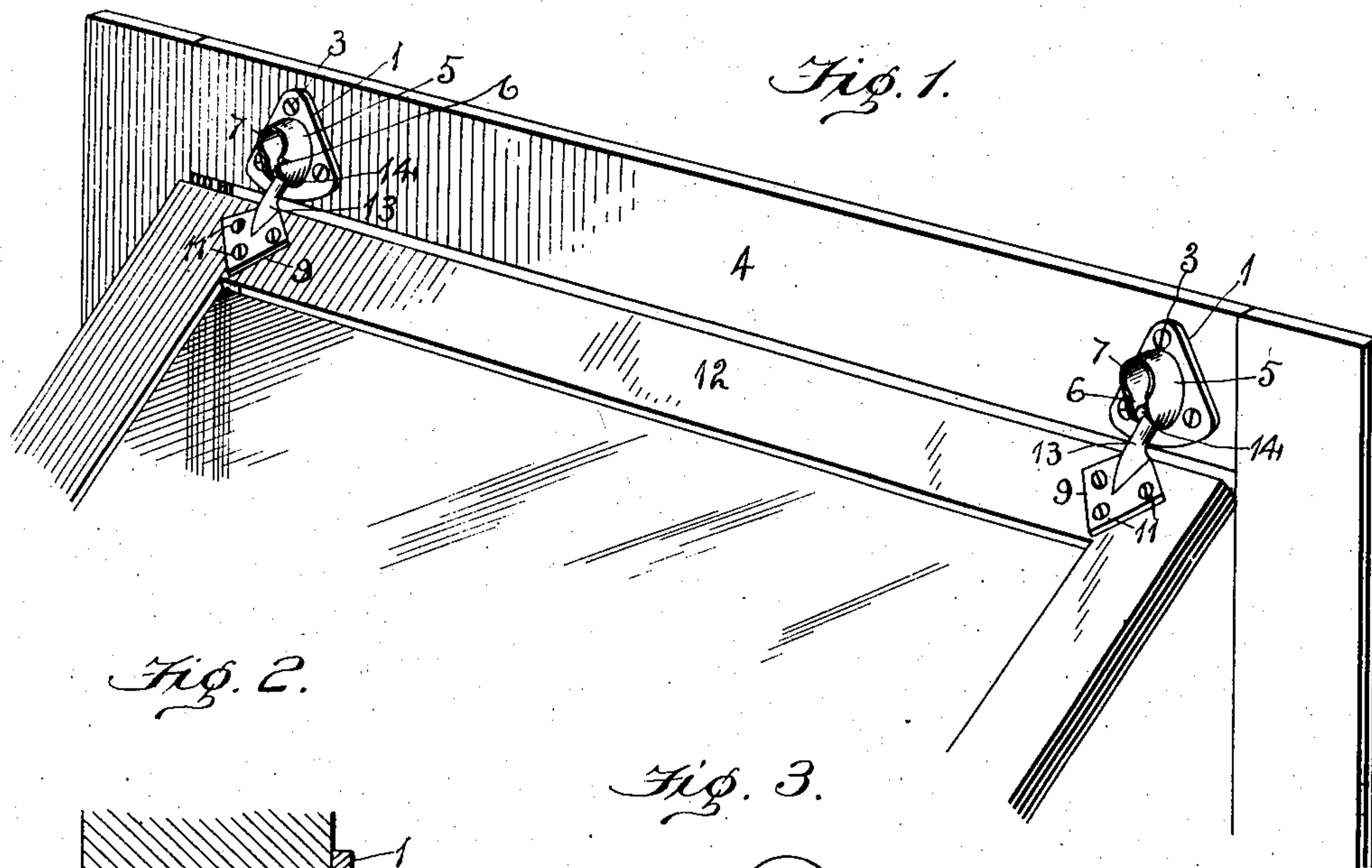


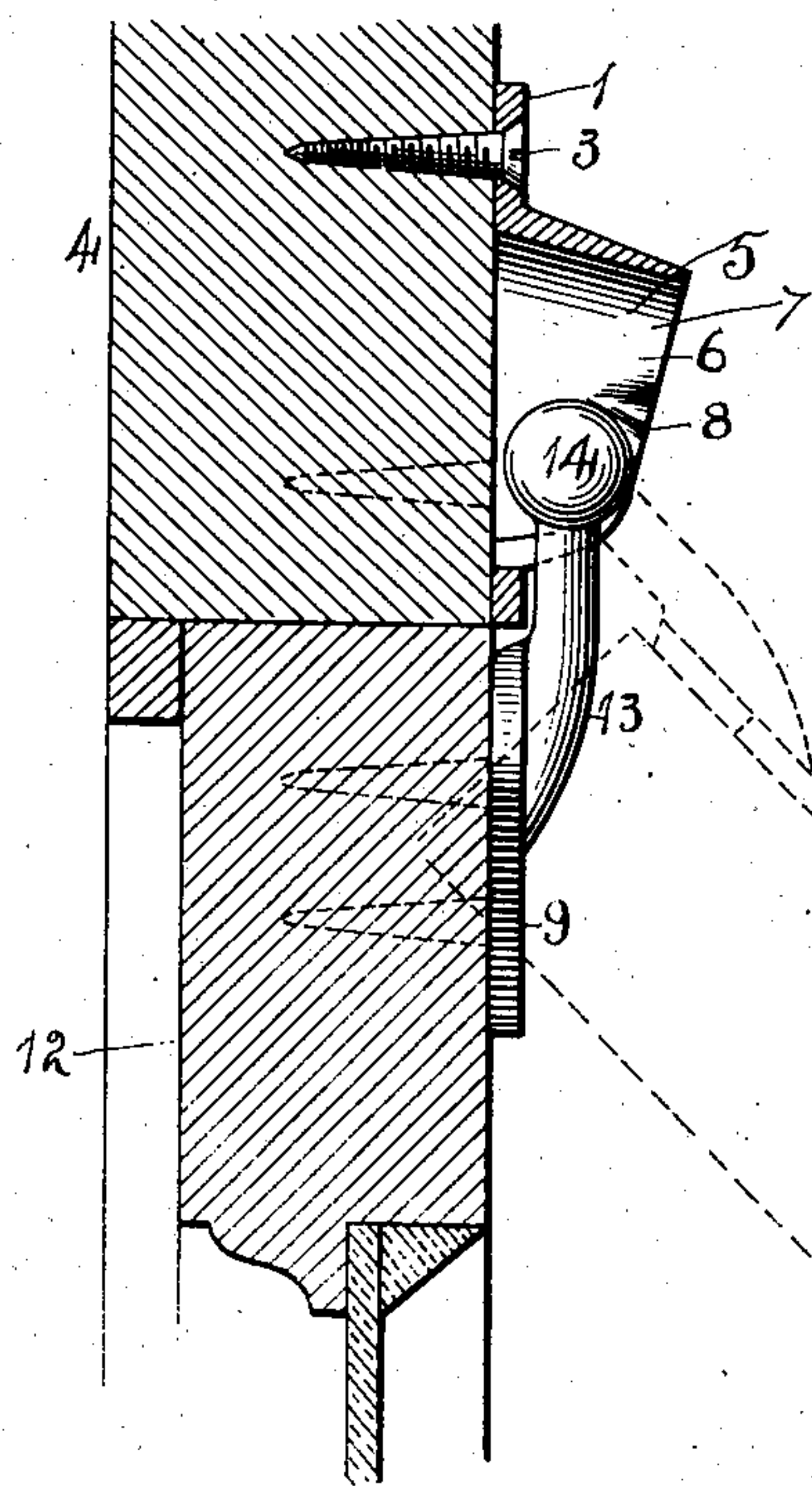
No. 834,928.

PATENTED NOV. 6, 1906.

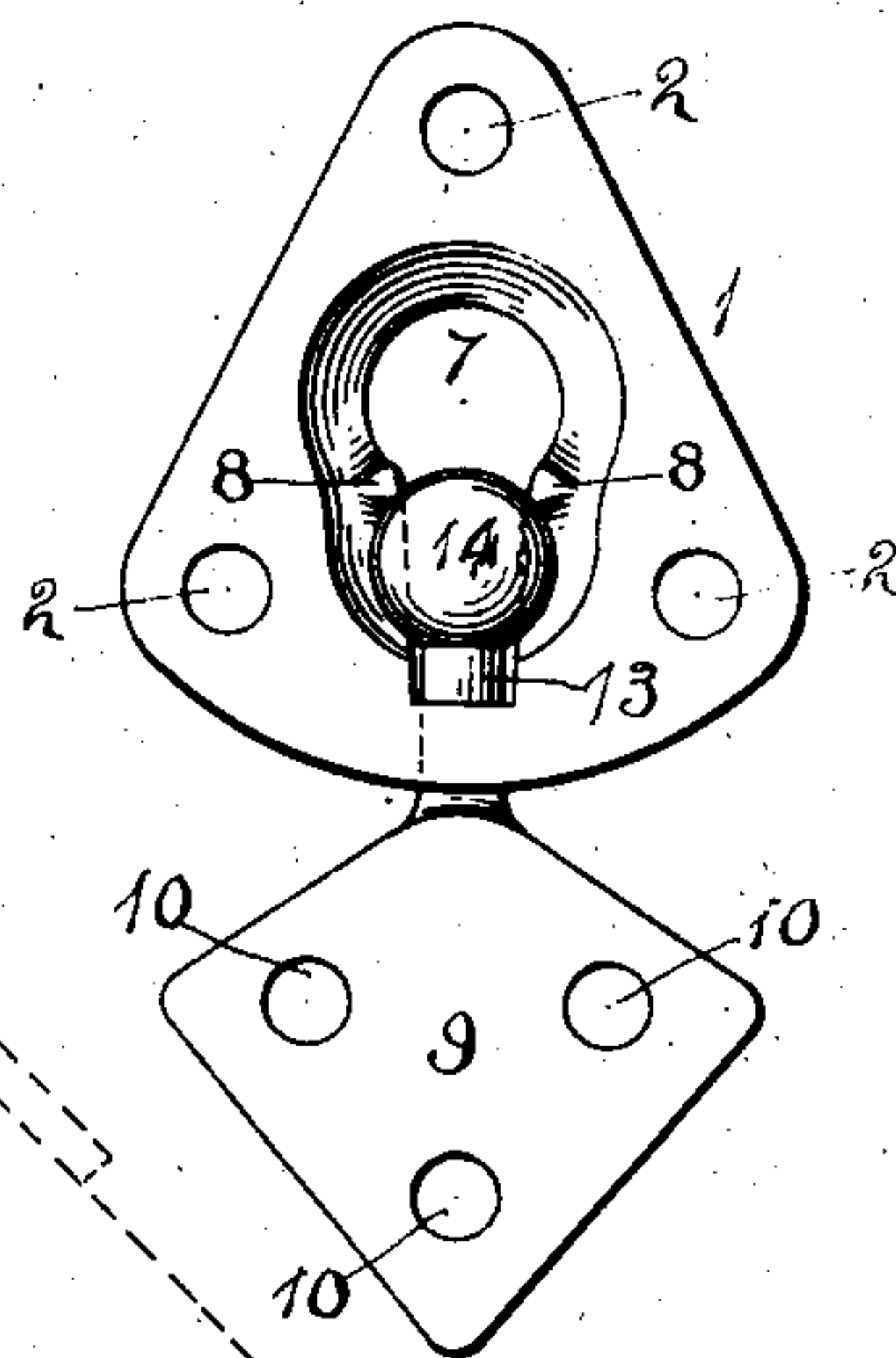
J. NEILSON.  
STORM WINDOW HANGER.  
APPLICATION FILED AUG. 1, 1906.



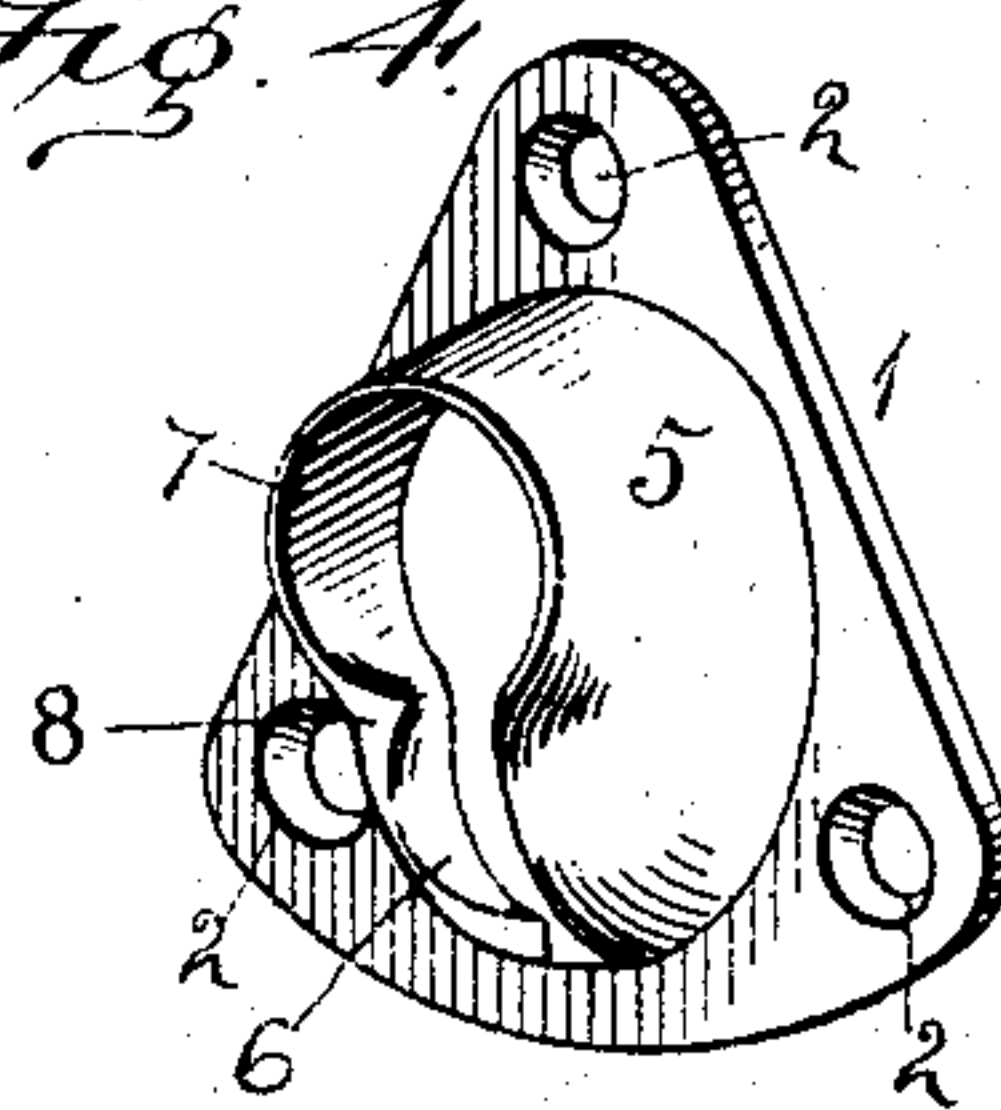
*Fig. 2.*



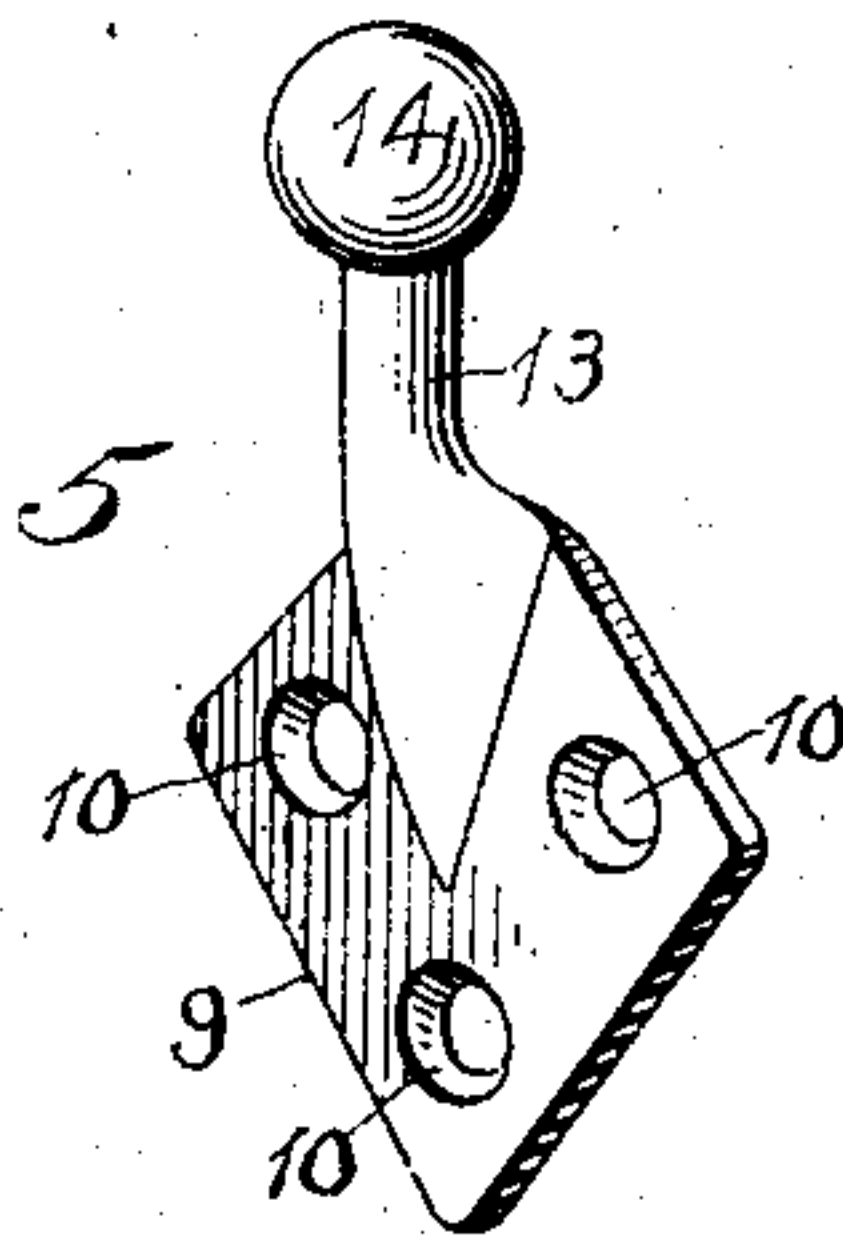
*Fig. 3.*



*Fig. 4.*



*Fig. 5.*



Witnesses  
Edwin L. Bradford  
E. Behel.

By

Inventor  
John Neilson  
A. O. Behel

Attorney

# UNITED STATES PATENT OFFICE.

JOHN NEILSON, OF ROCKFORD, ILLINOIS.

## STORM-WINDOW HANGER.

No. 834,928.

Specification of Letters Patent.

Patented Nov. 6, 1906.

Application filed August 1, 1906. Serial No. 328,808.

*To all whom it may concern:*

Be it known that I, JOHN NEILSON, a citizen of the United States, residing at Rockford, in the county of Winnebago and State of Illinois, have invented certain new and useful Improvements in Storm-Window Hangers, of which the following is a specification.

The object of this invention is to provide a hanger for storm-windows of such construction that the parts are protected to a considerable extent from dust and rain and in which the parts cannot become accidentally separated.

In the accompanying drawings, Figure 1 is a perspective view of the upper portion of a window-frame, also the upper portion of a storm-window connected to the window-frame by my hangers. Fig. 2 is a vertical section through one of the hangers in its connection with the window-frame and storm-window. Fig. 3 is an inner face representation of a hanger. Fig. 4 is a perspective view of the upper or stationary portion of a hanger. Fig. 5 is a perspective view of the lower or movable portion of a hanger.

The stationary portion of a hanger comprises a plate 1, provided with holes 2, through which screws 3 pass and secure it to the window-frame 4. From the outer face of the plate extends a hood 5, provided with a vertical slot 6, having an enlarged upper circular portion 7. The inner walls of the hood 5 are formed with inwardly-extending projections 8, which in connection with the lower portion of the hood form a cavity having walls of spherical shape. The movable portion of a hanger has a plate 9, provided with

holes 10, through which screws 11 pass into the storm-window frame 12. From the upper portion of the plate 9 extends a shank 13, and its end is formed with a ball 14. The ball 14 of the movable portion of the hanger is passed through the enlarged opening 7 of the stationary portion and rests in the cavity formed in the lower portion of the stationary portion, when the parts will appear as shown at Figs. 1, 2, and 3. The storm-window supported in this manner can be swung out at its lower end, as shown at Fig. 1. The projections 8 prevent the ball from rising, thereby preventing the parts separating, and the top of the hood protects the ball from dust and rain.

I claim as my invention—

1. A hanger for storm-windows comprising a stationary portion having a slotted face, the upper portion of the slot being enlarged, projections extending from the inner faces of the walls forming the slot, and a movable portion formed with a ball adapted to be supported by the stationary portion and located below the projections.

2. A hanger for storm-windows comprising a stationary portion having a plate from which projects a hood, a slot in the face of the hood, a movable portion formed with a ball adapted to be supported by the stationary portion, the hood having a covering protecting the ball.

JOHN NEILSON.

Witnesses:

A. O. BEHEL,  
E. BEHEL.