

No. 834,603.

PATENTED OCT. 30, 1906.

M. A. N. ANSLEY.
HAND CORKSCREW.
APPLICATION FILED DEC. 8, 1905.

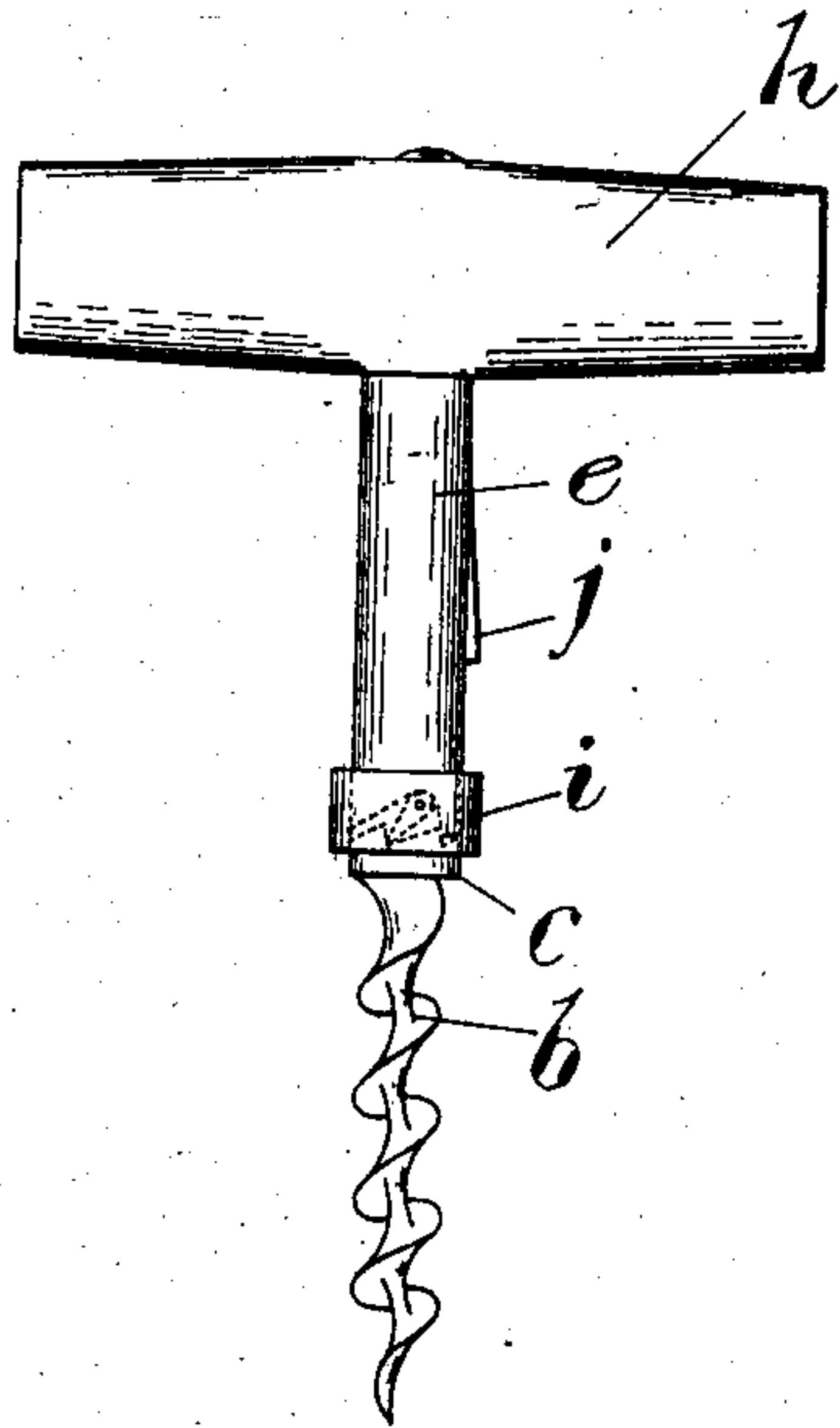


Fig. 1

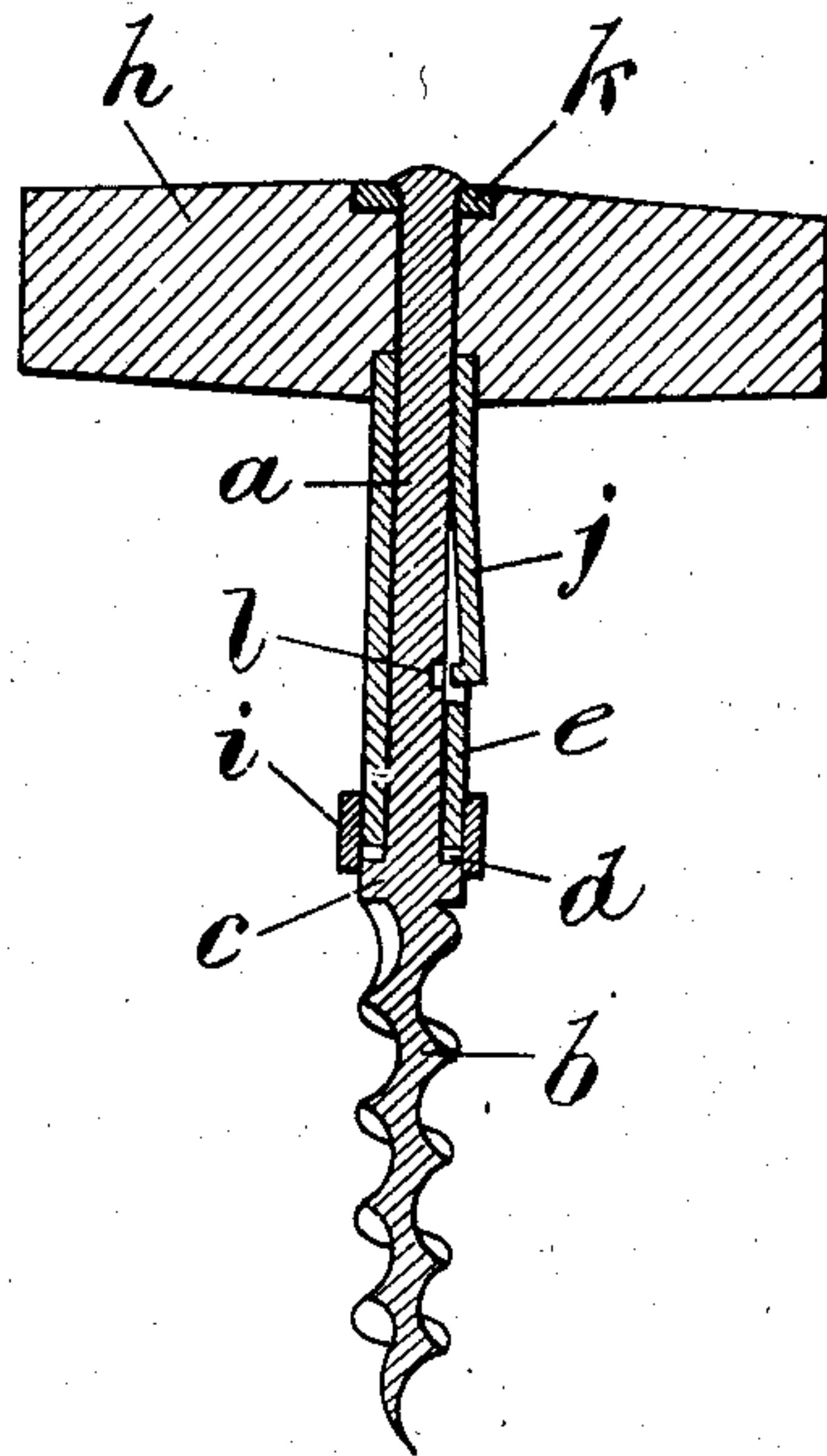


Fig. 2

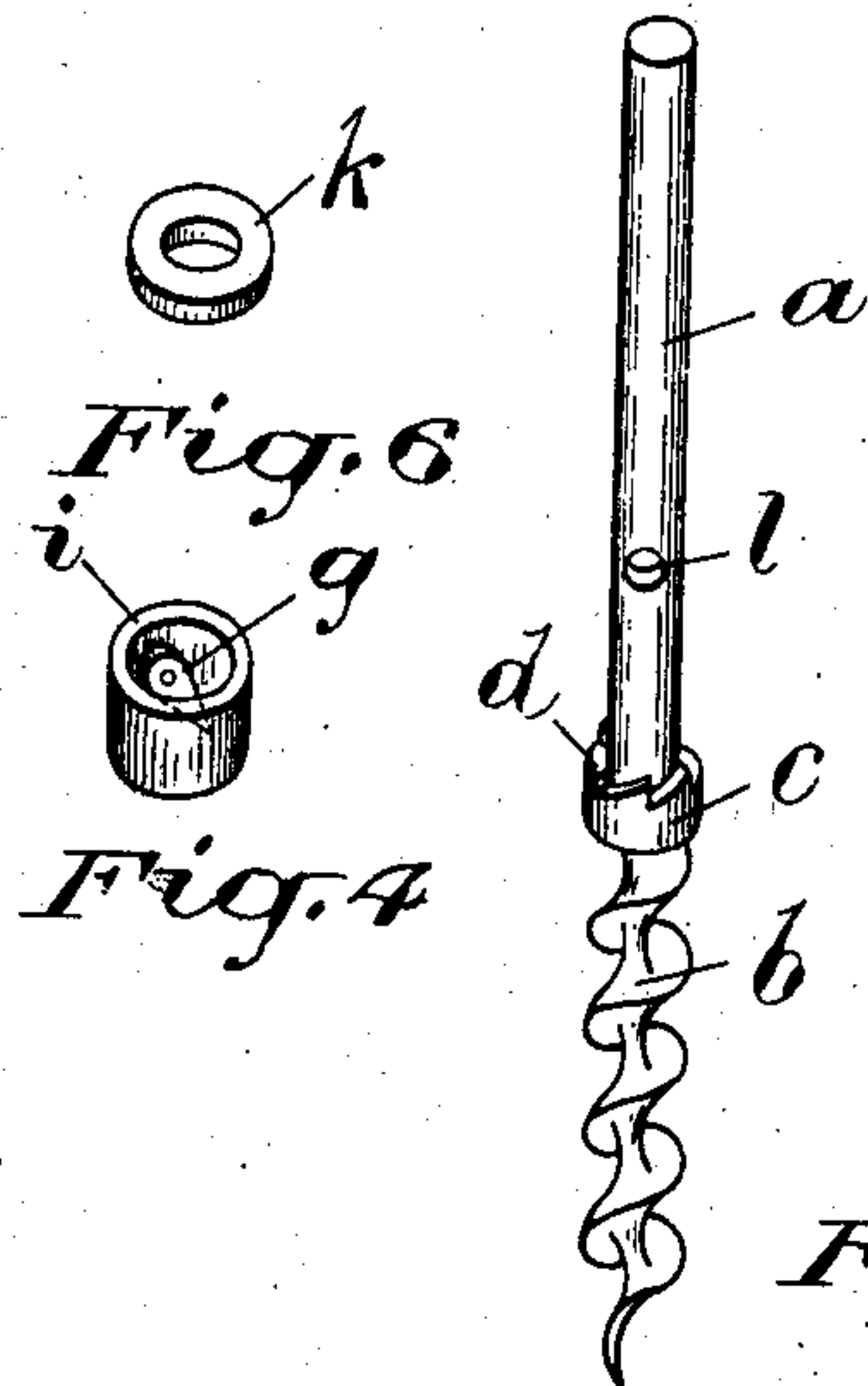


Fig. 3

Fig. 6




Fig. 4




Fig. 5

Witnesses
M. M. Swift
J. N. Gordon

Inventor
Marcus Alfred Nelson Ansley
by his Attorneys
Smith & Cameron

UNITED STATES PATENT OFFICE.

MARCUS ALFRED NELSON ANSLEY, OF TORONTO, ONTARIO, CANADA.

HAND-CORKSCREW.

No. 834,603.

Specification of Letters Patent.

Patented Oct. 30, 1906.

Application filed December 8, 1905. Serial No. 291,004.

To all whom it may concern:

Be it known that I, MARCUS ALFRED NELSON ANSLEY, of the city of Toronto, in the county of York, in the Province of Ontario, in the Dominion of Canada, have invented a new and useful Hand-Corkscrew, of which the following is a specification.

My invention relates to improvements in hand-corkscrews, and has for its object the provision of a device by which the screw may be inserted into the cork by a series of turns of the hand in a rapid and convenient manner and without removing the hand from the handle of the device. I attain these objects by the mechanism illustrated in the accompanying drawings, in which—

Figure 1 is a side elevation of the complete corkscrew. Fig. 2 is a vertical section of Fig. 1. Fig. 3 is a perspective view of the screw. Fig. 4 is a perspective view of the pawl-keeper. Fig. 5 is a perspective view of the sleeve. Fig. 6 is a perspective view of the washer.

Similar letters refer to similar parts throughout the several views.

My invention consists of a corkscrew similar in most respects in shape or form to the ordinary corkscrew, having an upper or body part forming the shank *a* and a lower part forming the point or screw *b*, which screws into the cork. Intermediate or at the juncture of the shank *a* and the screw *b* is a flange *c*, on which are cut or formed a series of notches or teeth *d*. The flange *c* may be integral with the screw *b* and shank *a* or may be made separately and fastened thereto. Surrounding the shank *a* is a tubular sleeve *e*, having formed in the lower edge a notch *f* for the purpose of receiving the head of the pawl *g*. The pawl *g* will be pivoted to the inside of a circular collar *i*, adapted to fit around the lower part of the sleeve *e* and maintain the pawl *g* in its position in the notch *f*. The sleeve *e* may be fastened in some convenient manner with the handle *h*, so that they will be as one and turn together. The upper part of the handle *h* is countersunk for the purpose of placing a washer *k*, which encircles the upper part of shank *a*, the top of the shank *a* being riveted and flush with the handle *h*, thus holding all the parts firmly together. Formed in the side of the sleeve *e* is a spring-catch *j*, its lower end being bent inward through the sleeve *e*

and when pressed in engages with a hole *l* in the shank *a*, and thus prevents the screw *b* from turning when the cork is to be removed from off the screw *b*.

By gripping the handle *h* and turning it to the right it causes the notch *f* to engage with the head of the pawl *g* and the point of the pawl *g* to engage with the notches or teeth *d*, causing the screw *b* to be inserted into the cork. By turning the handle *h* back again to the left the point of the pawl *g* rides over the back of the notches or teeth *d* and is then in a position to further insert the screw *b* into the cork by turning the handle *h* to the right again. The notch *f* is so formed that the head of the pawl *g* will lie in it in such position so as to allow the point of the pawl *g* to engage with the notches or teeth *d* and not be disturbed from its position.

Having thus described my invention, I claim as new and desire to secure by Letters Patent—

1. In a corkscrew, a shank and screw part pivotally engaging with the handle, a flange formed intermediate or at juncture of screw and shank, a series of notches formed on the upper edge of said flange, a tubular sleeve surrounding said shank part of screw, said sleeve made fast with the handle, said sleeve having formed in its lower edge a notch, a pawl carried by said sleeve to move in said notch and adapted to engage the notches on the flange, in and for the purpose specified.

2. In a corkscrew, a shank and screw part pivotally engaging with the handle, a flange formed intermediate or at juncture of screw and shank, a series of notches formed on the upper edge of said flange, a tubular sleeve surrounding said shank part of screw, said sleeve made fast with the handle, said sleeve having formed in its lower edge a notch, a pawl carried by said sleeve to move in said notch and adapted to engage the notches on the flange, said pawl pivoted to the inside of a circular collar, said collar adapted to fit around the lower part of said sleeve to maintain said pawl in position in said sleeve, substantially as specified.

3. In a corkscrew, a shank and screw part pivotally engaging with the handle, a flange formed intermediate or at juncture of screw and shank, a series of notches formed on the upper edge of said flange, a tubular sleeve surrounding said shank part of screw, said

sleeve made fast with the said handle, said sleeve having formed in its lower edge a notch, a pawl carried by said sleeve to move in said notch and adapted to engage the
5 notches on the flange, said pawl pivoted to the inside of a circular collar, said collar adapted to fit around the lower part of said sleeve to maintain said pawl in position in said sleeve, formed in the side of said sleeve

is a spring-catch, said catch having its lower end bent inward, to engage with a hole in the said shank, substantially as specified.

Dated at Toronto this 17th day of March, 1906.

MARCUS ALFRED NELSON ANSLEY.

In presence of—

ALEX. D. WILSON,
G. N. GORDON.