

No. 832,232.

PATENTED OCT. 2, 1906.

H. H. BLISH.  
 DEVICE FOR SELLING GOODS.  
 APPLICATION FILED OCT. 16, 1905.

Fig. 1.

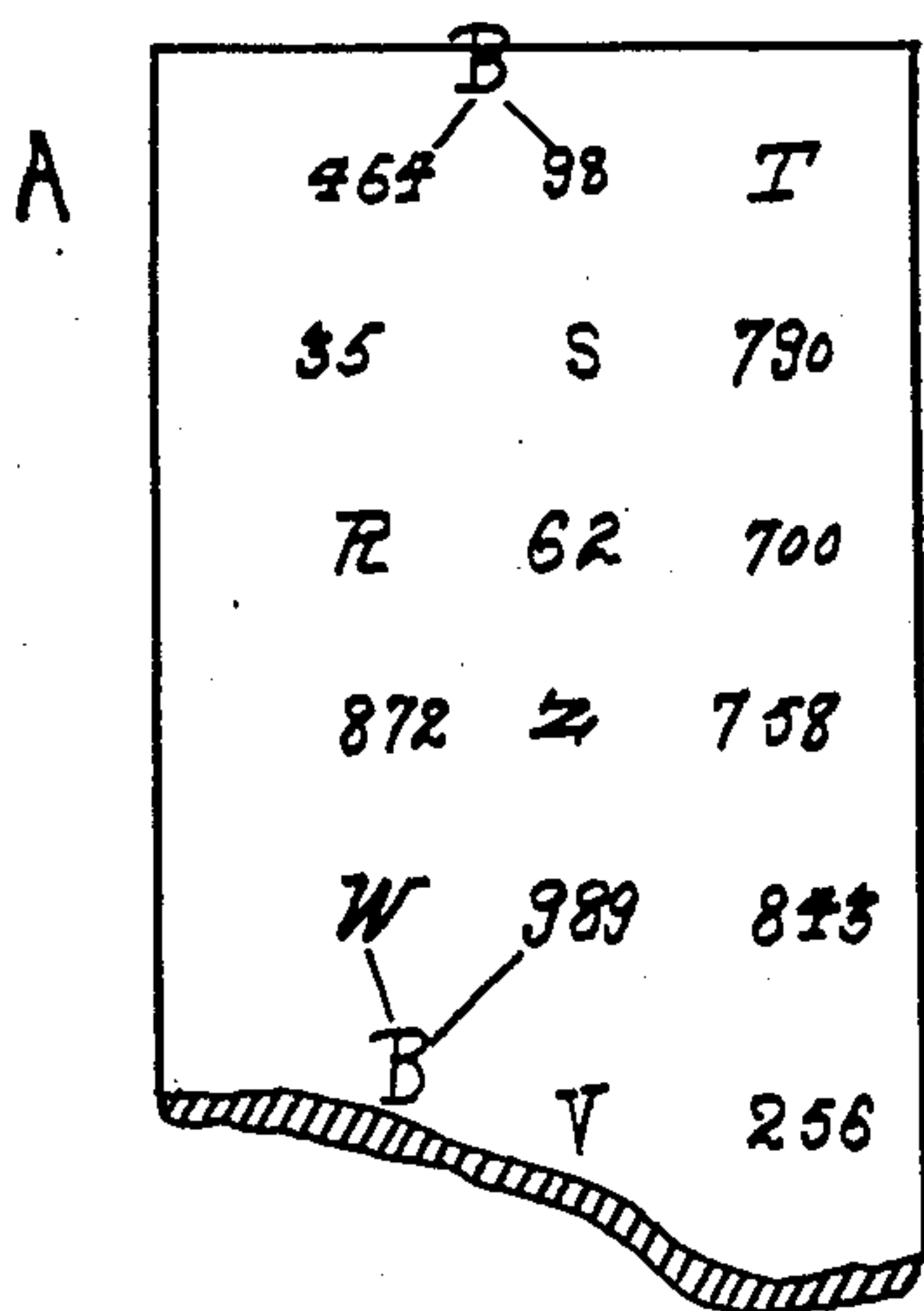


Fig. 2.

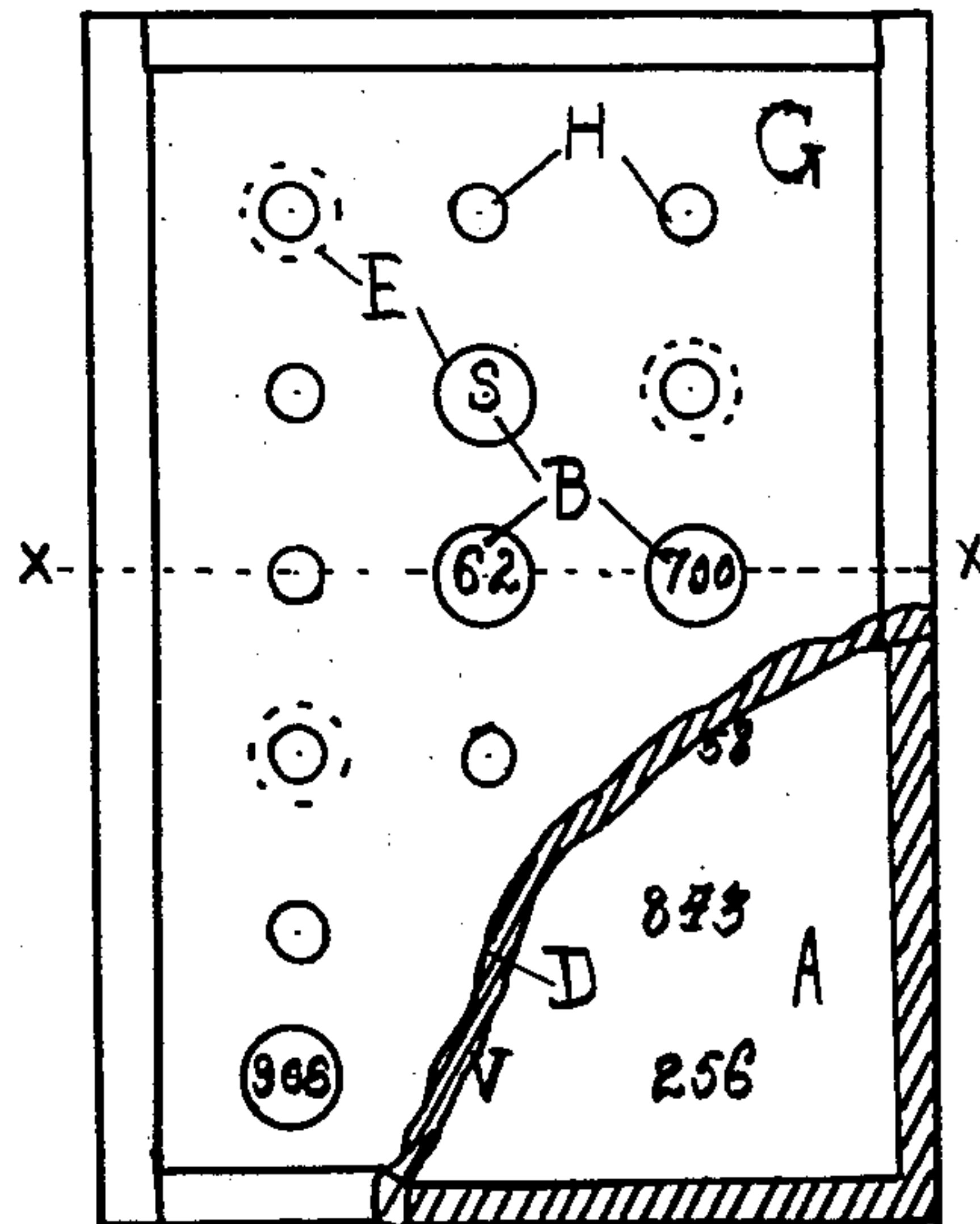


Fig. 4.

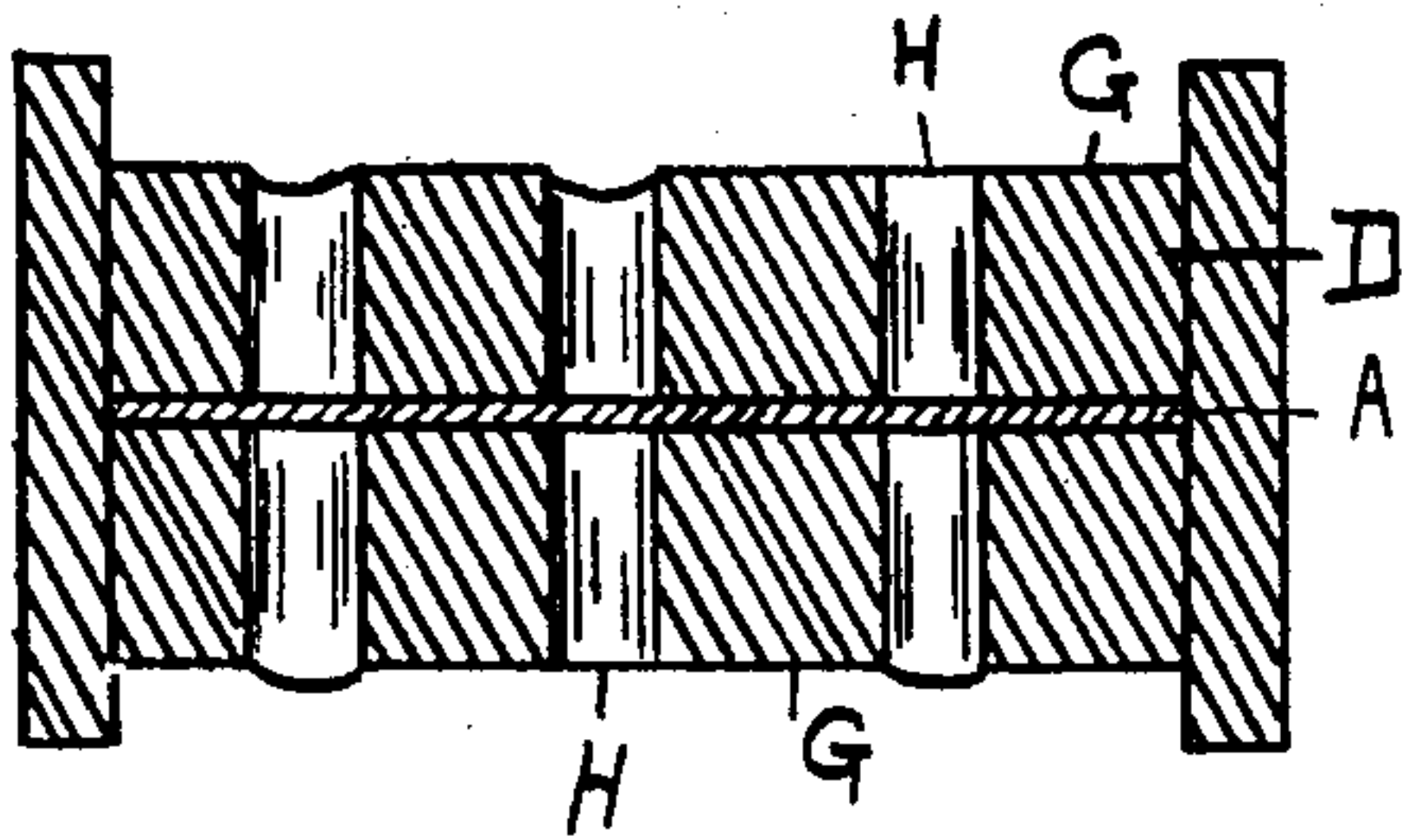
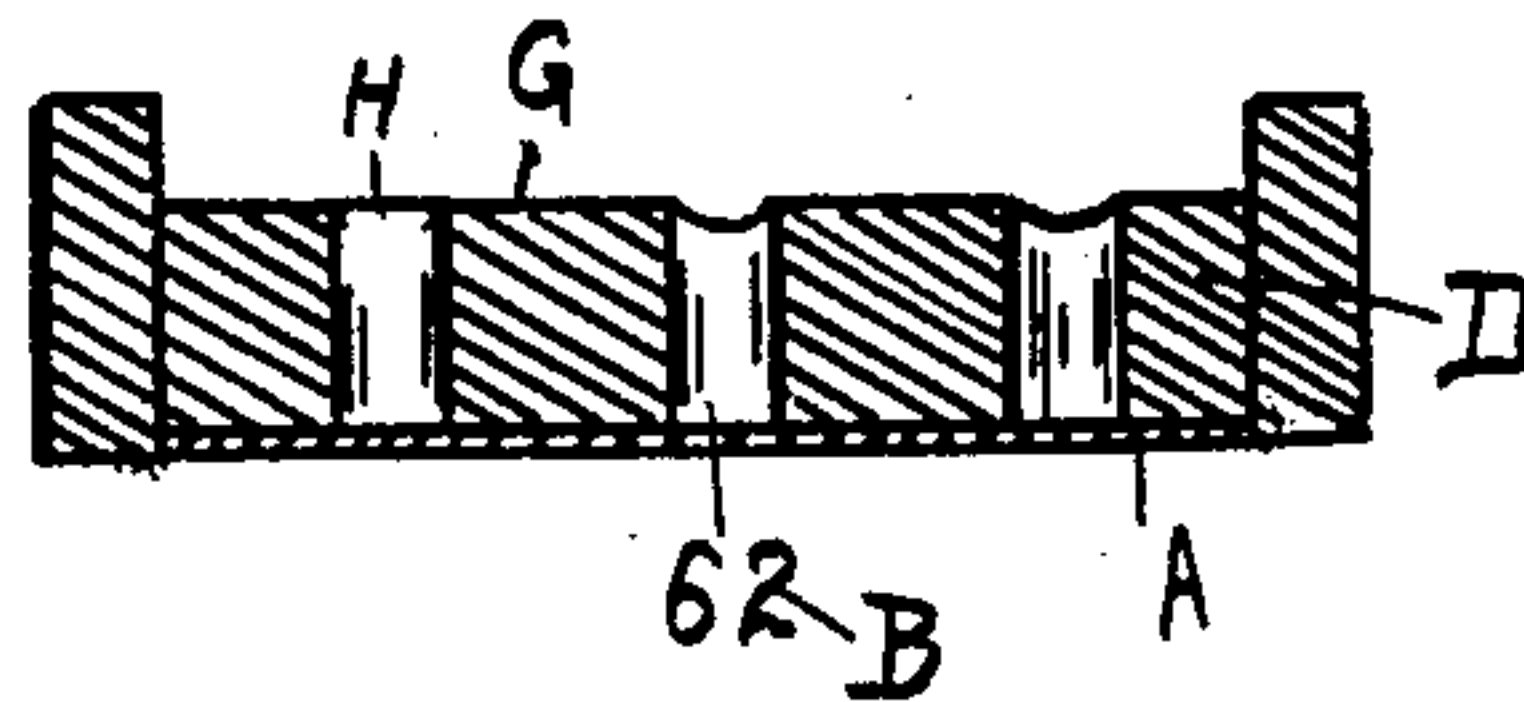


Fig. 3.



Witnesses  
 M. Marsh Cady.  
 B. Kennedy.

Inventor  
 Henry H. Blish  
 by M. M. Cady  
 Attorney



# UNITED STATES PATENT OFFICE.

HENRY H. BLISH, OF DUBUQUE, IOWA.

## DEVICE FOR SELLING GOODS.

No. 832,232.

Specification of Letters Patent.

Patented Oct. 2, 1906.

Application filed October 16, 1905. Serial No. 282,934.

*To all whom it may concern:*

Be it known that I, HENRY H. BLISH, a citizen of the United States, residing at Dubuque, in the county of Dubuque and State of Iowa, have invented new and useful Improvements in Devices for Selling Goods, of which the following is a specification.

My invention relates to devices for selling goods; and it consists, essentially, of a base plate or board on which are placed numbers, letters, or other indices, and upon this plate is secured another plate or board having perforations or openings therein in position corresponding to the position of the indices on the base board or plate.

It also consists in a breakable thin (preferably paper) covering secured upon the perforated plate and provided with rings or other indices to designate the position of the openings in the perforated plate.

For a more comprehensive statement of the manner of construction and mode of operation attention is called to the following specification and drawings accompanying the same and forming a part hereof.

Figure 1 is a plan view of the lower plate with figures as part of the indices and letters for the other indices. Fig. 2 is nearly a plan view with the two plates secured together and part of the perforated plate cut away. Fig. 3 is a cross-section through line *xx*, Fig. 2. Fig. 4 is a cross-section where a perforated plate is secured to the opposite sides of a central or base plate.

Like letters of reference denote corresponding parts in each of the drawings.

Referring to the drawings, A represents the lower plate or board, which is preferably of rectangular shape and upon which there is printed various indices B. These indices may be figures or they may be letters, or both, or there may be words for indices, as they only indicate what merchandise is for sale. These indices are printed or placed in any convenient manner upon the board at given positions. The upper plate D is perforated or provided with openings E, which extend through the board, and the position of these perforations E correspond to the position of the indices B on the plate A. This upper plate D is secured upon the plate A with the perforations E corresponding in position to the indices, but in such a manner that

when the board is secured thereon the indices may be readily read at the bottom of the openings E.

It is manifest that a single plate or board might be used by cutting the perforations E partly through the plate and by printing the indices B at the bottom of the perforations E, or the perforations may be made in the opposite sides of a single plate. All that is necessary is that the indices B should be readily read at the bottom of the perforations; but this form would be more expensive and inconvenient in construction.

Over the plate or board D is secured a breakable sheet G, preferably of paper or other thin material, on which is placed indices H, which correspond to and indicate the position of the perforations E in the plate D beneath the sheet G.

In Fig. 4 there are two of the plates D secured upon the opposite sides of the plate A. The plate A in this form of construction will have the indices B printed or placed upon the opposite sides of the plate A, and both plates D have similar perforations; but the indices B on each side may be entirely different. For instance, the indices upon one side might commence at "1" and run to "100" and the indices on the opposite side from "100" to "200" or in any manner convenient and with any numbers, letters, or marks.

The mode of operating my device is substantially as follows: The party desiring to make a purchase of a given article like a cigar which sells for, say, ten cents, pays that amount of money, then takes his pencil or a punch and pushes against one of the indices H, which readily gives way (since it is of paper or thin material) and exposes one of the perforations E, at the bottom of which is one of the indices B. This index will tell what kind of a cigar he is to have or the number, or there may be other things in connection with the cigars. For instance, if the bottom of the perforation discloses an index—say "25"—he would receive a cigar, and if the index were, say, "S," then he would get in addition to his cigar some additional merchandise.

It will be seen that this device may be used for the sale of all kinds of merchandise, and the indices B may be made to represent any kind or variety of such merchandise and any amount.



Having now described my invention, what I claim is—

1. In a device for selling goods, an independent base-plate with indices thereon, a  
5 perforated plate secured upon the base-plate, and a breakable covering secured over the perforations in the perforated plate.

2. In a device for selling goods, a plate  
10 with indices permanently secured thereon, a perforated plate secured upon the base-plate with the perforations corresponding in position to the position of the indices fixed on the base-plate, a breakable covering over the per-  
forated plate, and indices on the covering to  
15 indicate the place of the perforations in the perforated plate.

3. In a device for selling goods, a central plate with indices permanently secured upon the opposite sides of the plate, a perforated

plate secured upon each side of said central  
20 plate, and a breakable covering secured over the perforations of both of the perforated plates.

4. In a device for selling goods, a base-  
plate with indices permanently secured  
25 thereon, a perforated plate secured upon the base-plate with perforations corresponding in position to the position of the indices whereby the indices may be seen at the bottom of the perforations, and a breakable covering  
30 over the perforated plate with indices on the covering.

In testimony whereof I affix my signature in presence of two subscribing witnesses.

HENRY H. BLISH.

Witnesses:

M. M. CADY,  
B. KENNEDY.