

No. 832,157.

PATENTED OCT. 2, 1906.

F. G. PLATTS.
MANDOLIN ATTACHMENT FOR GUITARS.
APPLICATION FILED MAR. 13, 1905.




FIG.-1-

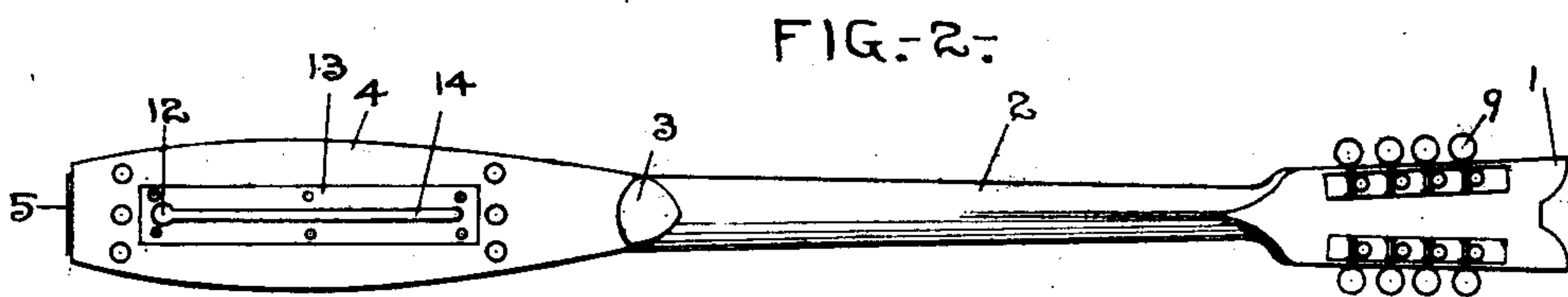


FIG.-2-

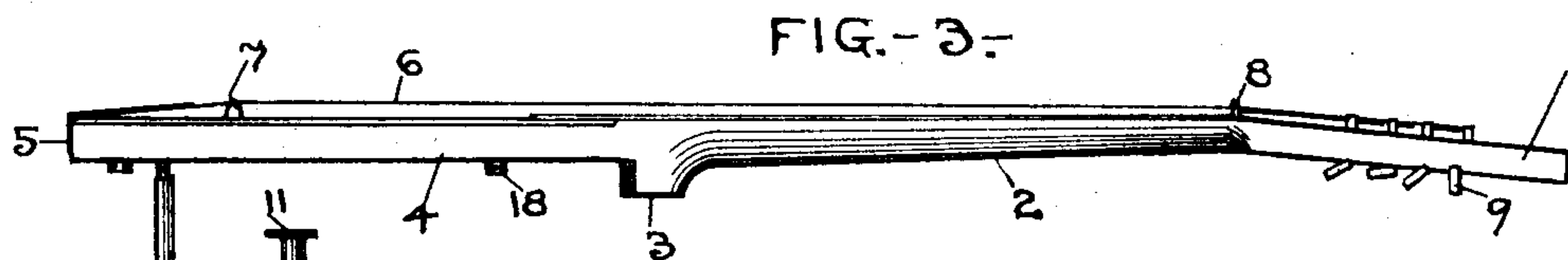


FIG.-3-

FIG.-4-

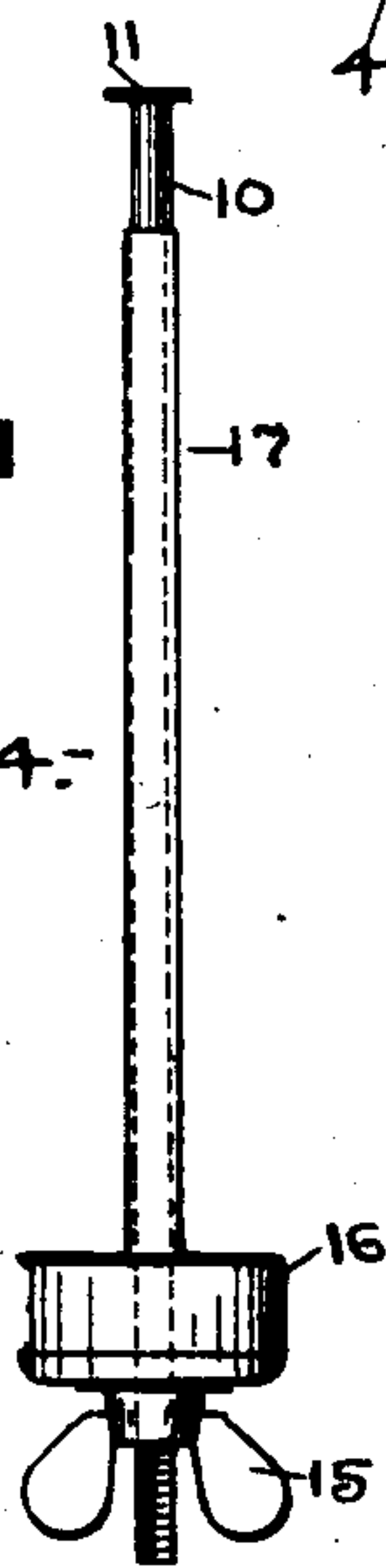
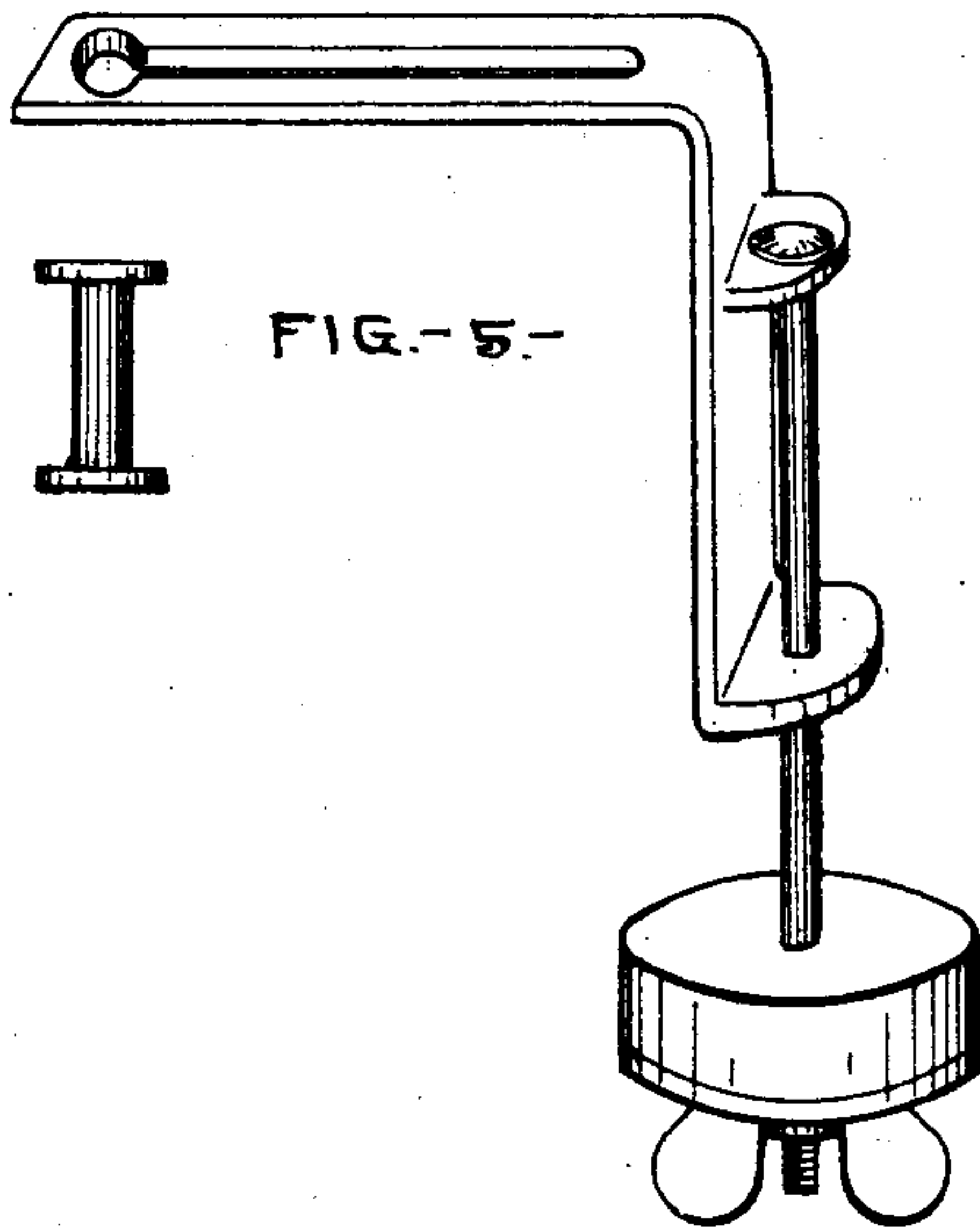


FIG.-5-



WITNESSES:-

Hugh B. Hill.
A. M. Maxwell.

INVENTOR:-
Frederick G. Platts.
BY Arthur C. Brown.
ATTORNEY.

UNITED STATES PATENT OFFICE.

FREDERICK G. PLATTS, OF KANSAS CITY, MISSOURI.

MANDOLIN ATTACHMENT FOR GUITARS.

No. 832,157.

Specification of Letters Patent.

Patented Oct. 2, 1906.

Application filed March 13, 1905. Serial No. 249,686.

To all whom it may concern:

Be it known that I, FREDERICK G. PLATTS, a citizen of the United States, residing at Kansas City, in the county of Jackson and State of Missouri, have invented certain new and useful Improvements in Mandolin Attachments for Guitars; and I do declare the following to be a full, clear, and exact description of the invention, such as will enable others skilled in the art to which it appertains to make and use the same, reference being had to the accompanying drawings, and to the figures of reference marked thereon, which form a part of this specification.

My invention relates to a mandolin attachment for guitars, and has for its object to provide a device of the class described which is simple and economical in construction and comprises features of novelty and utility which will presently be fully described, and pointed out in the claims, reference being had to the accompanying drawings, forming part of this specification, in which like reference-numerals refer to like parts throughout the several views, and in which—

Figure 1 is a top plan view of my attachment applied to a guitar. Fig. 2 is a bottom view of my attachment without its clamp. Fig. 3 is a side elevation of the attachment, showing the attaching-clamp. Fig. 4 is a detail view of the clamp. Fig. 5 is a detail view of a modified form of clamp.

Referring more in detail to the parts, 1 is the head, and 2 the neck, of my attachment, which resemble similar parts in an ordinary mandolin. At a point where the neck of the ordinary mandolin contacts with the box neck 2 is provided with a depending shoulder 3, and beyond shoulder 3 is the body 4, which is integral with and forms an extension of neck 2. At the end of body 4 is a tailpiece 5 of any suitable pattern, to which are secured the strings 6, which extend forwardly over the bridge 7 and nut 8 to the keys 9 in the usual manner.

In order to provide the necessary vibration, the body 4 is secured upon a suitable structure, in the illustration shown to be a guitar-box, and the instrument operated in the usual manner. While body 4 may be glued or otherwise secured to the box, I prefer to use a clamp in order that the attachment may remain separate from, although easily applied to, different instruments or structures, and I prefer to use the clamp shown in the drawings, which comprises a

rod 10, having a button or head 11 at its upper end adapted to fit within the buttonhole 12 in a slotted plate 13, which is secured to the bottom of body 4 and covers a grooved recess in said body, said rod 10 being of less diameter than the slot in plate 13 in order that it may have a free longitudinal movement in the slot, while being held from displacement by button 11. At its lower end rod 10 is screw-threaded and carries a thumb-nut 15, and supported by nut 15 is a clamping member 16, which is loosely mounted on rod 10 and is adapted to be raised on said rod by the turning of nut 15 to clamp the body 4 to its box.

To obviate disfiguring a polished box, I preferably surround rod 10 with a jacket 17, of felt or other suitable material, and I further prefer to provide studs 18 on the bottom of body 4, which bear on the top of the box on which the attachment is mounted when the said attachment is clamped to the box instead of being rigidly secured thereto.

My attachment is especially useful for persons arranging music or for those who play both a mandolin and guitar, as the mandolin attachment may be carried with a guitar in its case and is easily attached to and detached from the guitar-box.

While I have described my attachment as relating to a mandolin and in combination with a guitar, I do not wish to so limit myself, as it may be strung for any suitable instrument and be attached to any structure which will furnish the necessary vibration. Neither do I wish to be understood as limiting myself to the other exact details of structure herein shown and described, inasmuch as the same may be varied without departing from the spirit of my invention.

Having thus described my invention, what I claim as new therein, and desire to secure by Letters Patent, is—

1. The combination with a guitar-body of a mandolin attachment comprising an arm and strings mounted thereon independent of the guitar, and a clamp for securing said arm to the guitar-body, for the purpose set forth.

2. The combination with a suitable sound-box, of a mandolin attachment comprising an arm and strings mounted thereon independent of the sounding-box, and a clamp for securing said arm to and removing same from the sounding-box, for the purpose set forth.

3. A device of the class described compris-

ing a suitable neck and a body portion a keeper on said body, and a clamp carried by said keeper, for the purpose set forth.

4. The combination with a guitar-body, of
5 a mandolin attachment, comprising an arm and strings mounted thereon independent of the guitar, a clamp-rod carried by said arm having screw-threads at its loose end, a clamping member loosely mounted on said
10 rod, and a thumb-nut threaded on said rod for raising and lowering said clamping member substantially as set forth.

5. The combination with a guitar-body, of a mandolin attachment comprising an arm

and strings mounted thereon independent of 15 the guitar, a slotted plate on said arm, a clamp-rod adapted for longitudinal movement in said plate, and having a button on its upper end for supporting it in said plate, and a clamping member on the lower end of said 20 rod substantially as and for the purpose set forth.

In testimony whereof I affix my signature in presence of two witnesses.

FREDERICK G. PLATTS.

Witnesses:

HUGH B. HULL,

A. M. MAXWELL.