

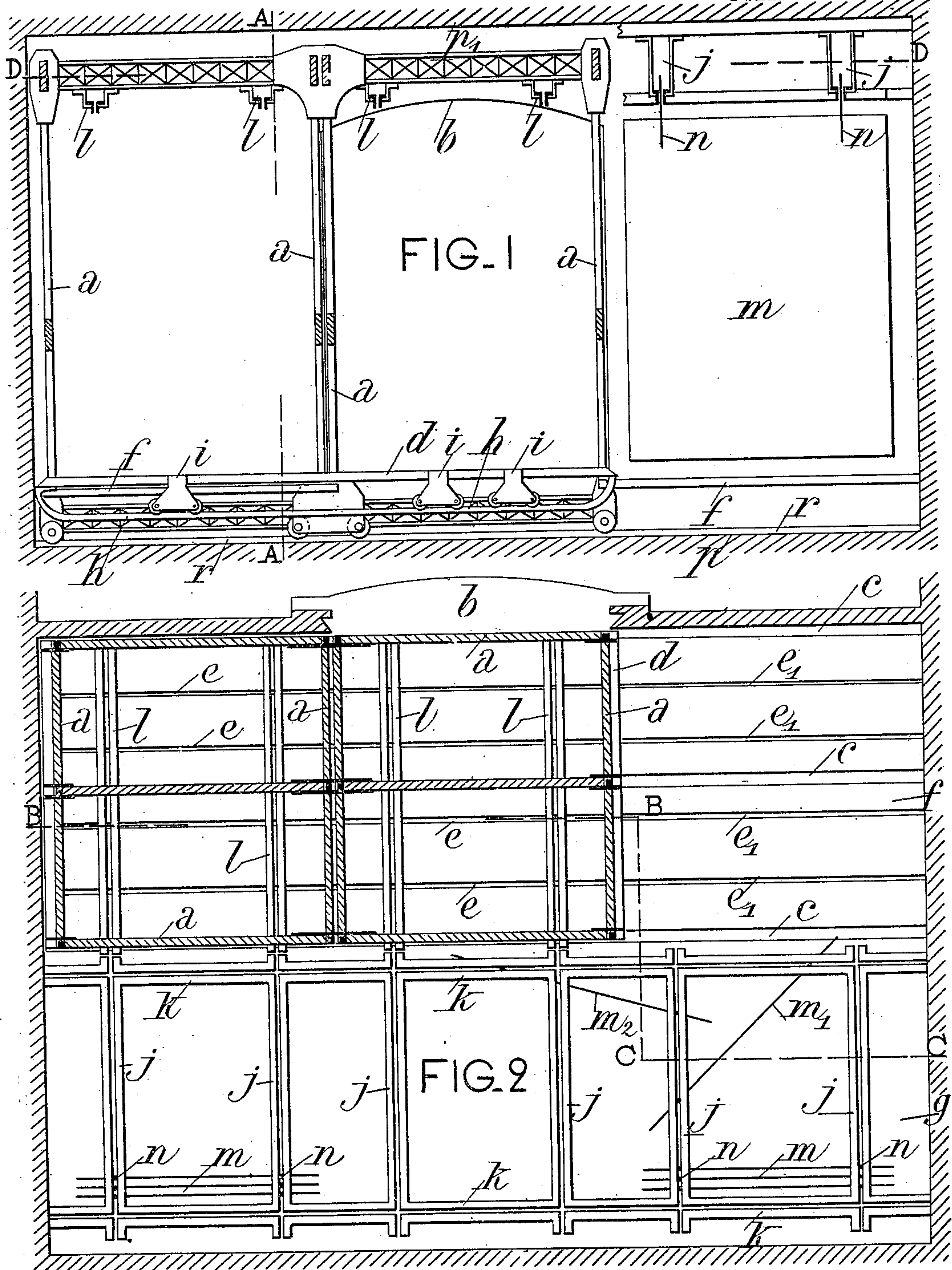
No. 830,988.

PATENTED SEPT. 11, 1906.

G. GARNIER (ALIAS G. GIRRANE) & C. GROBON.  
THEATRICAL MACHINERY OR APPARATUS.

APPLICATION FILED NOV. 22, 1905.

2 SHEETS—SHEET 1.



WITNESSES.

*As Duval*  
*John A. Prevail*

INVENTORS

*Gustave Garnier and*  
*César Grobon*  
BY *Richardson*  
ATTORNEYS.

No. 830,988.

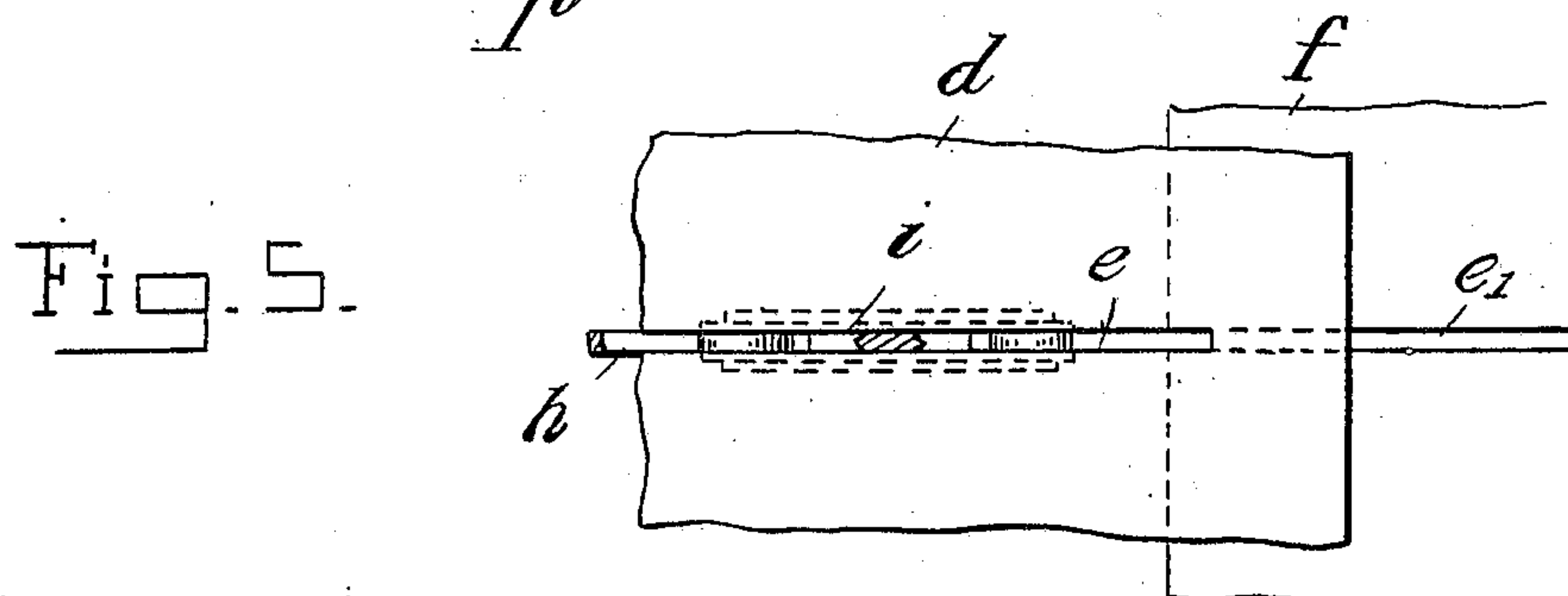
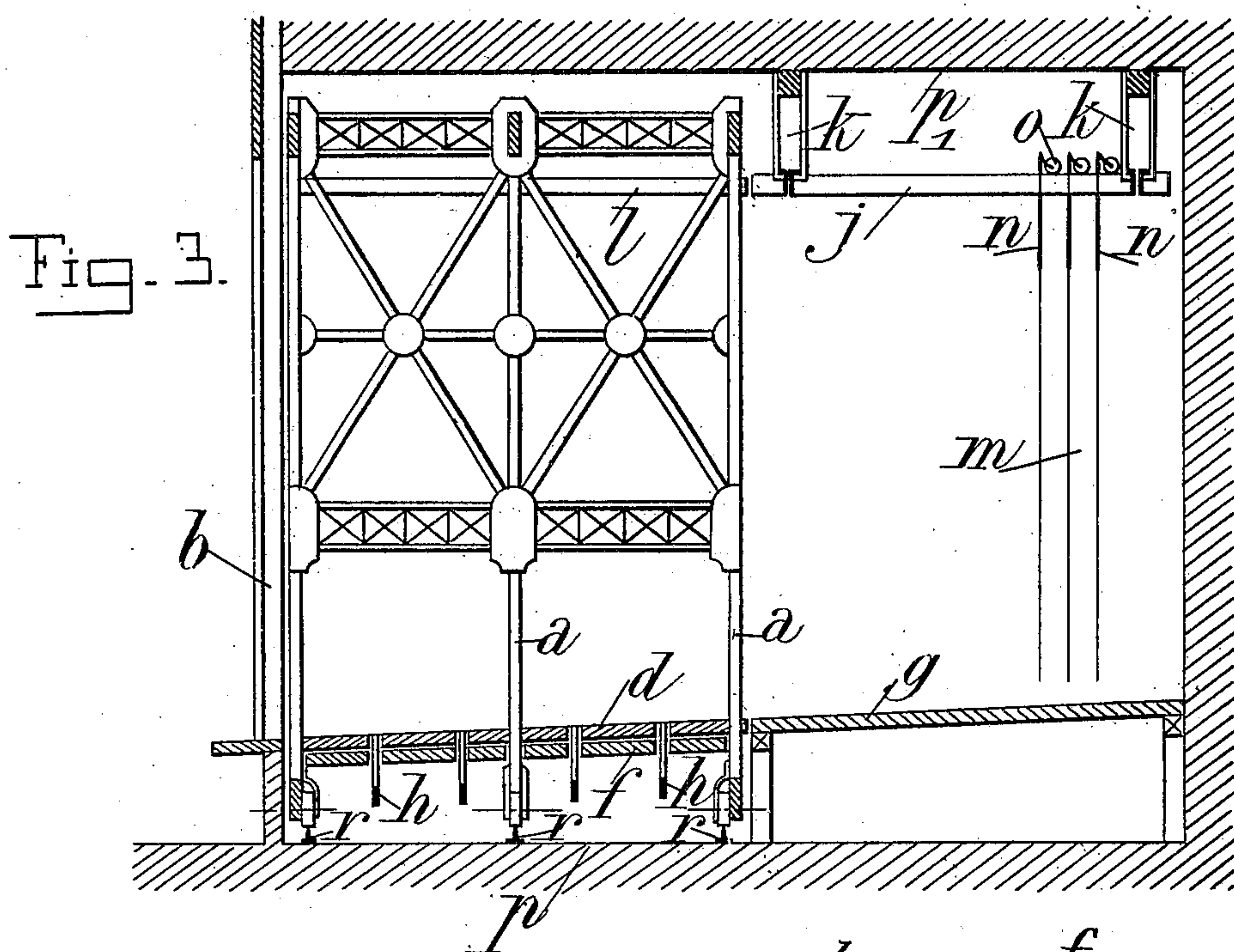
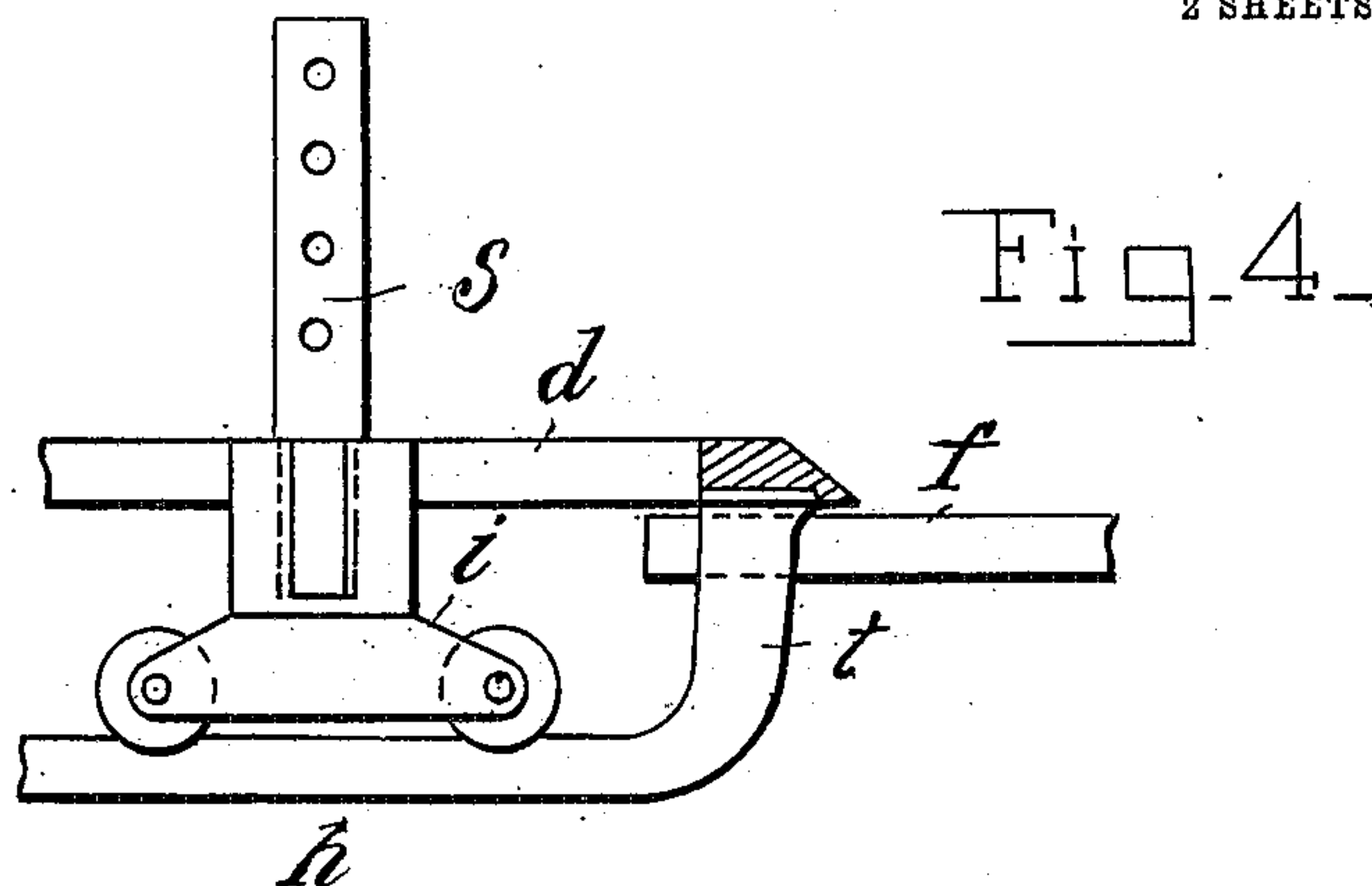
PATENTED SEPT. 11, 1906.

G. GARNIER (ALIAS G. GIRRANE) & C. GROBON.

THEATRICAL MACHINERY OR APPARATUS.

APPLICATION FILED NOV. 22, 1905.

2 SHEETS—SHEET 2.



WITNESSES

R. S. Dawrie  
 John A. Percival.

INVENTORS

Gustava Garnier and  
BY César Grolon  
Richardson  
ATTORNEYS.



# UNITED STATES PATENT OFFICE.

GUSTAVE GARNIER (ALIAS G. GIRRANE) AND CÉSAR GROBON, OF LYON,  
FRANCE.

## THEATRICAL MACHINERY OR APPARATUS.

No. 830,988.

Specification of Letters Patent.

Patented Sept. 11, 1906.

Application filed November 22, 1905. Serial No. 288,614.

*To all whom it may concern:*

Be it known that we, GUSTAVE GARNIER (known as "GIRRANE") and CÉSAR GROBON, citizens of France, residing at Lyon, France, have invented new and useful Improvements in Theatrical Machinery or Apparatus, of which the following is a specification.

The system of theatrical machinery or apparatus forming the subject of the present invention is characterized by the complete suppression of the under stage and of the "flies" by means of a particular arrangement of the scenery and by the arrangement of a double movable stage, enabling a new scene to be prepared while the actors are playing in the preceding scene. All the machinery and the scenery are contained on a single floor, which effects a considerable economy in the construction, greatly diminishes the chances of fire, and in all cases enables the fire to be localized in a space relatively small and easily isolated. This arrangement by lowering the stage also enables the stalls to be placed on the ground level. The accompanying drawings show an example of how these results can be obtained.

Figure 1 shows the complete arrangement in sectional elevation drawn on the line B B C C of Fig. 2. Fig. 2 is a horizontal section drawn on the line D D of Fig. 1. Fig. 3 is a transverse vertical section drawn on the line A A of Fig. 1. Fig. 4 is a sectional view through the floor of the stage, showing the small carriages in side elevation. Fig. 5 is a plan view of Fig. 4.

The stage, the machinery, the scenery, and accessories are contained in a single chamber isolated by flooring and ceiling  $p p'$ , which are constructed of strengthened cement or of other non-combustible materials. This chamber communicates with the auditorium by the opening  $b$  of the proscenium, which can be closed by the metallic curtain, and with the exterior by the service-doors, which are also of non-combustible materials. The stage and its accessories can therefore be completely isolated in case of fire. The width of the chamber thus arranged is at least three times that of the opening  $b$  of the stage.

The double movable stage is formed by a metallic framework  $a a$ , rolling on rails  $r$ , placed on the flooring  $p$ , parallel with the opening of the stage. It is divided in its

length into two compartments having each the width of the stage-opening and the depth of which is utilized for the scenery. It leaves behind it a sufficient space for the storing of the scenery and the service of the theater. Thus each of the compartments furnished with its scenery can be brought successively in front of the curtain-opening and while the actors are acting in one scene the scenery of the following scene can be arranged in the other compartment. This method enables the intervals to be avoided and rapid changes of scenery to be obtained without machinery by the simple transfer of the movable stage, which transfer is effected by means of a suitable motor or even manually.

The arrangement and removal of the scenery is rendered easy by the following arrangements. The flooring of the stage is arranged at about two meters above the fixed flooring  $p$ . It consists—

First. Of a flooring  $d$ , fixed to the framing  $a a$  and moving with it.

Second. Of two lateral floorings  $f f$ , covered alternately by the flooring  $d$  in its motion to the right and to the left. The floorings  $f$  are furnished with grooves  $c c$  to allow the passage of the uprights  $a$  of the framing.

Third. Of a complete fixed flooring  $g$  at the back of the stage.

Below the flooring  $d$  are suspended flat iron rails  $h$ , upon which roll the little carriages  $i i$ , to which the scenery not suspended from above is fixed, such as trees and the like. The upper part of these carriages slides in the grooves  $e e$  in the flooring  $d$ , and to each carriage a support  $s$  may be secured, to which the decorations are secured. These grooves also exist at  $e e_1$  on the lateral floorings  $f$  to allow the arms  $t$  of the rails  $h$  to pass. The flooring  $d$  also carries the trap-doors for apparitions. The scenery suspended from above moves on an arrangement of supports  $j k$ , placed behind the stage and in communication with similar supports  $l l$ , placed in the interior of the movable stage. A space is left between these supports which is traversed by the suspension-rods  $n$  of the scenery  $m$ . The rods  $n$  are provided at their upper part with rollers  $o$ , Fig. 3, which roll on the girders. The supports  $l$  are arranged in the two movable stages. In the direction of their depth they come into communication



with the supports *j*, arranged in the same direction at the back of the theater. The supports *k*, arranged at right angles to the supports *j*, cause them to intercommunicate.  
 5 The scenery *m* is stored, preferably, in the two angles of the back of the chamber, the middle being reserved for the artists.

The scenery can be moved in any direction and even, when required, completely turned  
 10 round, as shown at Fig. 2, by the different positions *m m' m²*. It will be understood that the unoccupied stage can thus be rapidly cleared of its scenery and the latter replaced by that which should appear in the scene fol-  
 15 lowing the one now being acted.

Having fully described our invention, what we claim, and desire to secure by Letters Patent, is—

In theatrical machinery or apparatus, the  
 20 combination of two connected stages movable across the curtain-opening, overhead

supports extending from front to back of said movable stages by which some of the scenery is suspended, rails suspended below the flooring of the movable stages on which  
 25 run small carriages supporting some of the scenery, similar overhead supports in the chamber behind the movable stages with which the first-named overhead supports communicate, and overhead supports at  
 30 right angles with the supports in the chamber to enable the scenery to be placed in various positions and even completely turned round, substantially as herein set forth.

In testimony whereof we have signed our  
 35 names to this specification in the presence of two subscribing witnesses.

GUSTAVE GARNIER. (ALIAS G. GIRRANE.)

CÉSAR GROBON.

Witnesses:

GASTON JEAUNIAUX,  
 MARIN VACHON.