

No. 830,907.

PATENTED SEPT. 11, 1906.

C. C. P. LUND.
STOVEPIPE JOINT.
APPLICATION FILED JULY 25, 1905.

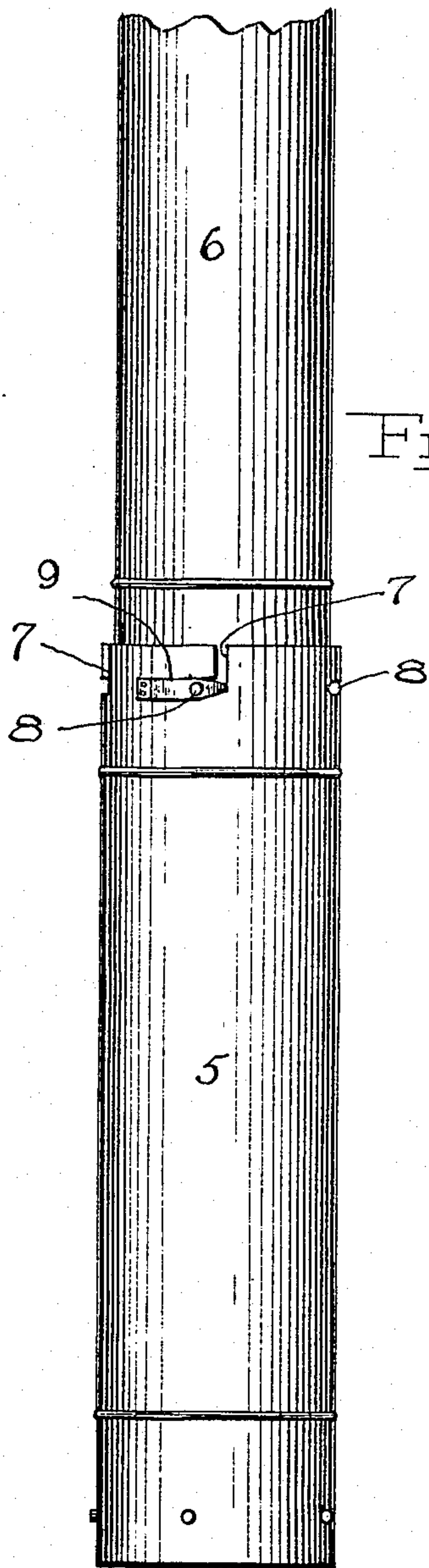


FIG. 1.

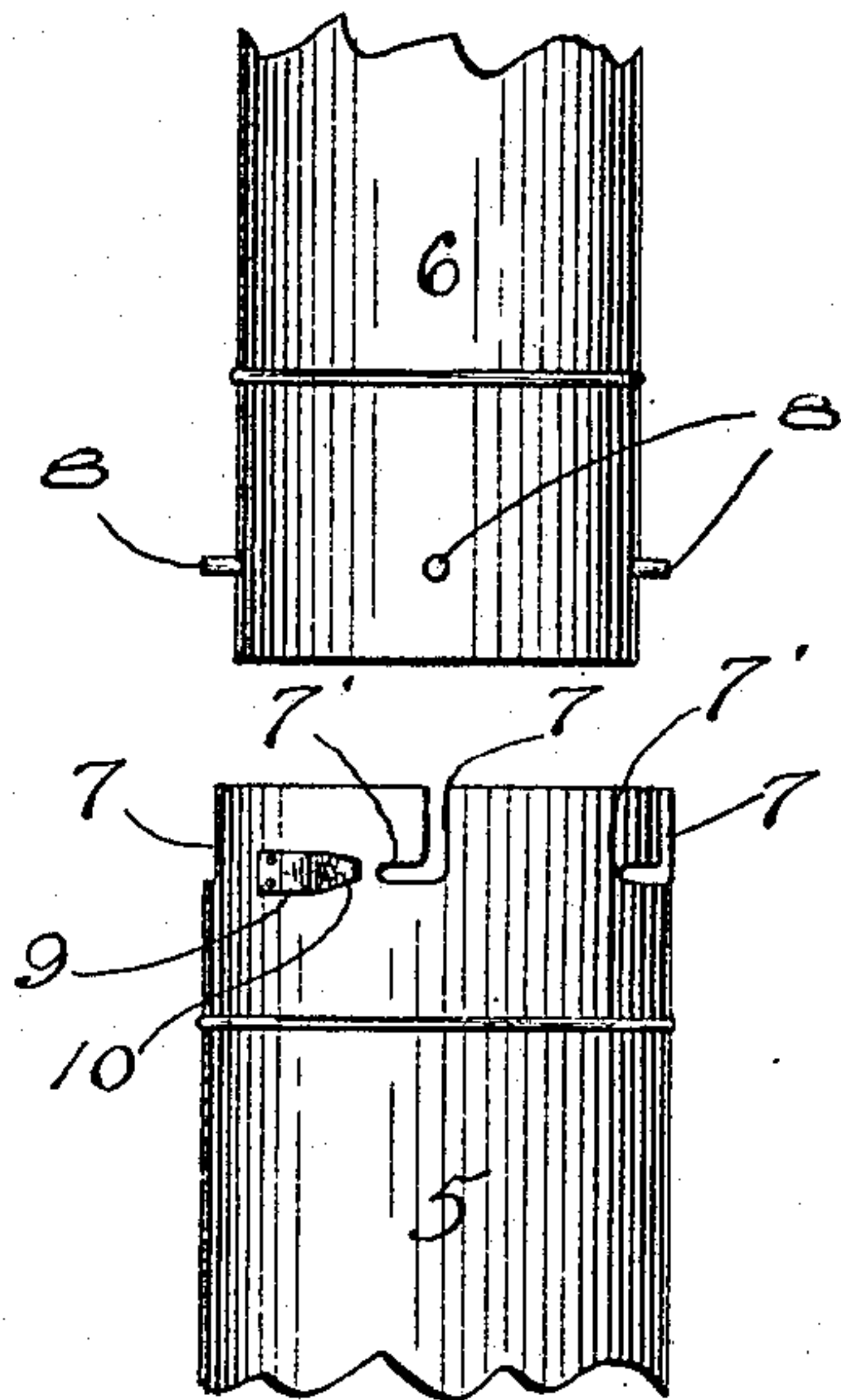


FIG. 2.

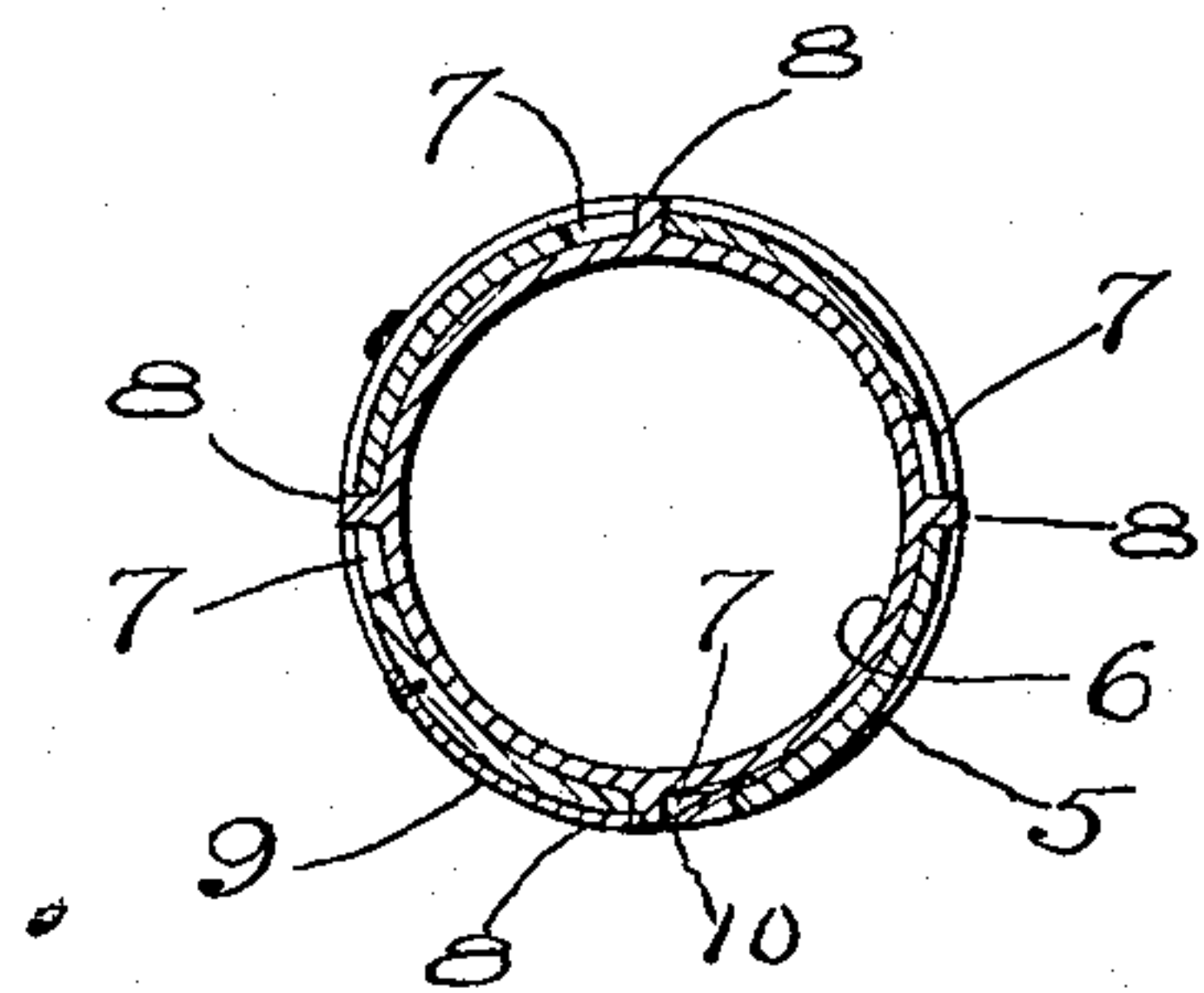


FIG. 3.

Witnesses
J. C. Simpson.
E. M. Orford

Inventor
Carl C. P. Lund.
By *Charles Chandler*
Attorney

UNITED STATES PATENT OFFICE.

CARL C. P. LUND, OF OAKFIELD, WISCONSIN.

STOVEPIPE-JOINT.

No. 830,907. -

Specification of Letters Patent.

Patented Sept. 11, 1906.

Application filed July 25, 1905. Serial No. 271,165.

To all whom it may concern:

Be it known that I, CARL C. P. LUND, a citizen of the United States, residing at Oakfield, in the county of Fond du Lac, State of Wisconsin, have invented certain new and useful Improvements in Stovepipe-Joints; and I do hereby declare the following to be a full, clear, and exact description of the invention, such as will enable others skilled in the art to which it appertains to make and use the same.

This invention relates to stovepipes, and more particularly to joints therefor, and has for its object to provide a joint so arranged that two sections of stovepipe will be held securely together thereby and which will include means for preventing accidental disengagement of the sections.

Other objects and advantages will be apparent from the following specification, which describes an embodiment of the present invention.

In the drawings forming a portion of this specification, and in which like numerals of reference indicate similar parts in the several views, Figure 1 is a side elevation of the present invention. Fig. 2 is an elevation showing portions of two stovepipe-sections disconnected. Fig. 3 is a transverse section through the connected portions of two stovepipe-sections.

Referring now to the drawings, there is shown two sections of stovepipe 5 and 6, the latter being arranged to enter the former, and the section 5 has a plurality of bayonet-slots 7, opening through its end. The section 6 has a plurality of pins 8, extending outwardly therefrom, and when the sections are joined these pins lie in the laterally-extending portions 7' of the slots 7, it being possible to detach the sections by first slightly rotating one of them and then withdrawing one section from the other.

A tongue 9 is secured to the outer surface of the section 5 adjacent to one of the slots 7, this tongue extending at right angles to the longitudinal dimension of the section, and the tongue has an opening 10 therein, which receives the outer end of the pin 8, lying in

the adjacent slot, the free end of the tongue being inserted in the slot and extending between the two sections 5 and 6. The tongue 9 is secured to the section 5 at the side of the adjacent slot 7 at which the portions 7' of this slot extend, it being thus impossible to disengage the tongue from the slot by rotating the section 6, and it will thus be seen that the tongue acts to hold the two sections against accidental disengagement.

What is claimed is—

1. In a pipe-joint the combination with a section having a bayonet-slot opening through one end, of a section engaged in the first-named section, a pin carried by the second-named section and lying in the lateral portion of the slot and a tongue secured to the first-named section and having an opening in which the pin is received, said tongue having one end inserted in the slot.

2. In a pipe-joint the combination with a section having a bayonet-slot therein opening through one end, of a section engaged in the first-named section, a pin carried by the second section and lying in the lateral portion of the slot and a tongue secured at one end to the outer surface of the first-named section and having an opening in which the pin is received, said tongue beyond its opening being engaged in the slot and lying with its free end between the sections.

3. In a pipe-joint the combination with a section having a bayonet-slot therein opening through one end, of a section engaged in the first-named section, a pin carried by the second section and lying in the lateral portion of the slot, a tongue secured at one end to the first-named section at the side of the slot at which the lateral portion thereof extends, said tongue having its free end engaged in the slot and having an opening therein in which the pin is received.

In testimony whereof I affix my signature in presence of two witnesses.

CARL C. P. LUND.

Witnesses:

S. WINDECKER,
C. A. WORTHING.