

No. 830,661.

PATENTED SEPT. 11, 1906.

E. G. GRESHAM.
PNEUMATIC KNEE PAD.
APPLICATION FILED JAN. 6, 1906.

Fig. 1.

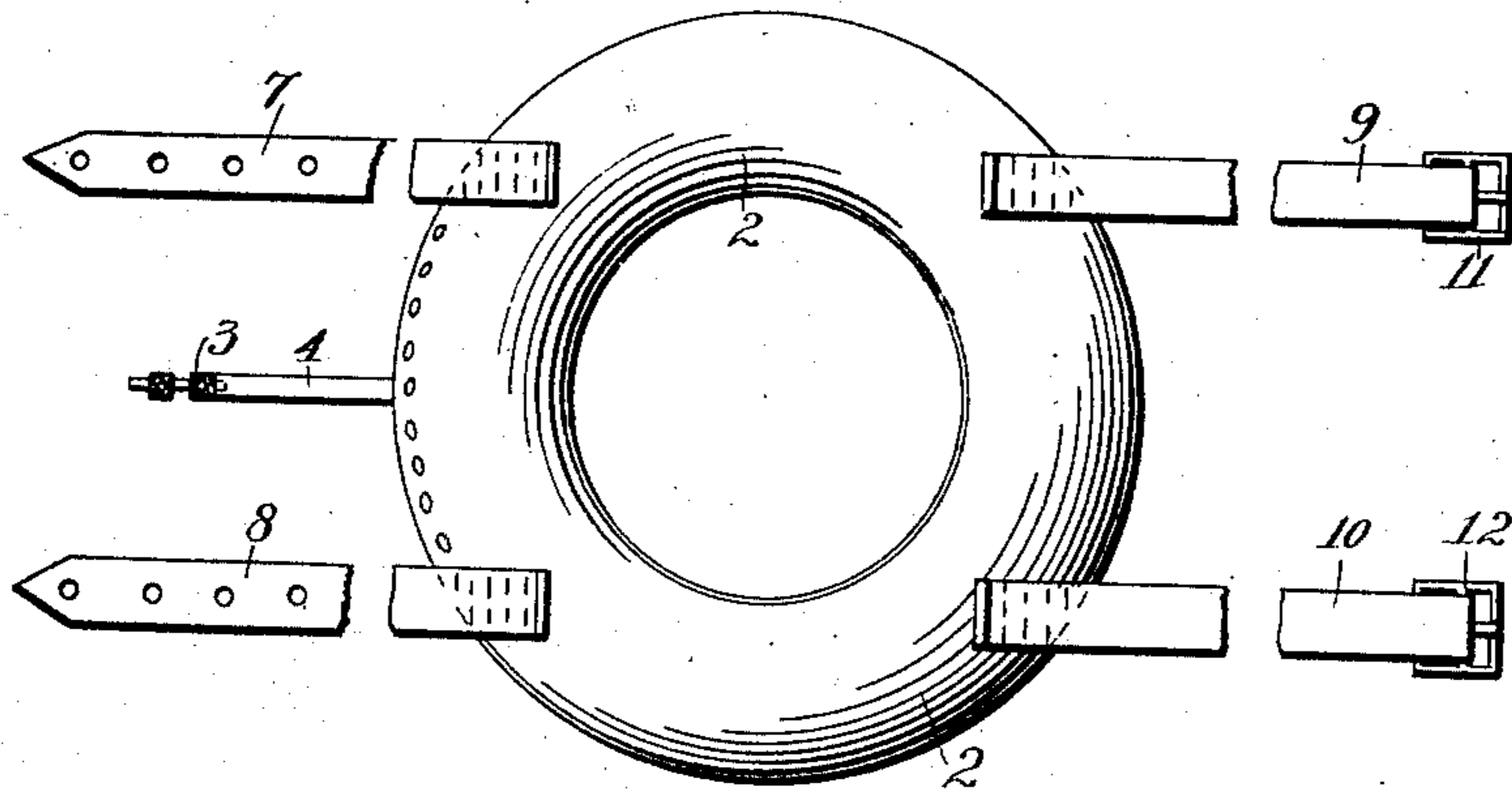


Fig. 2.

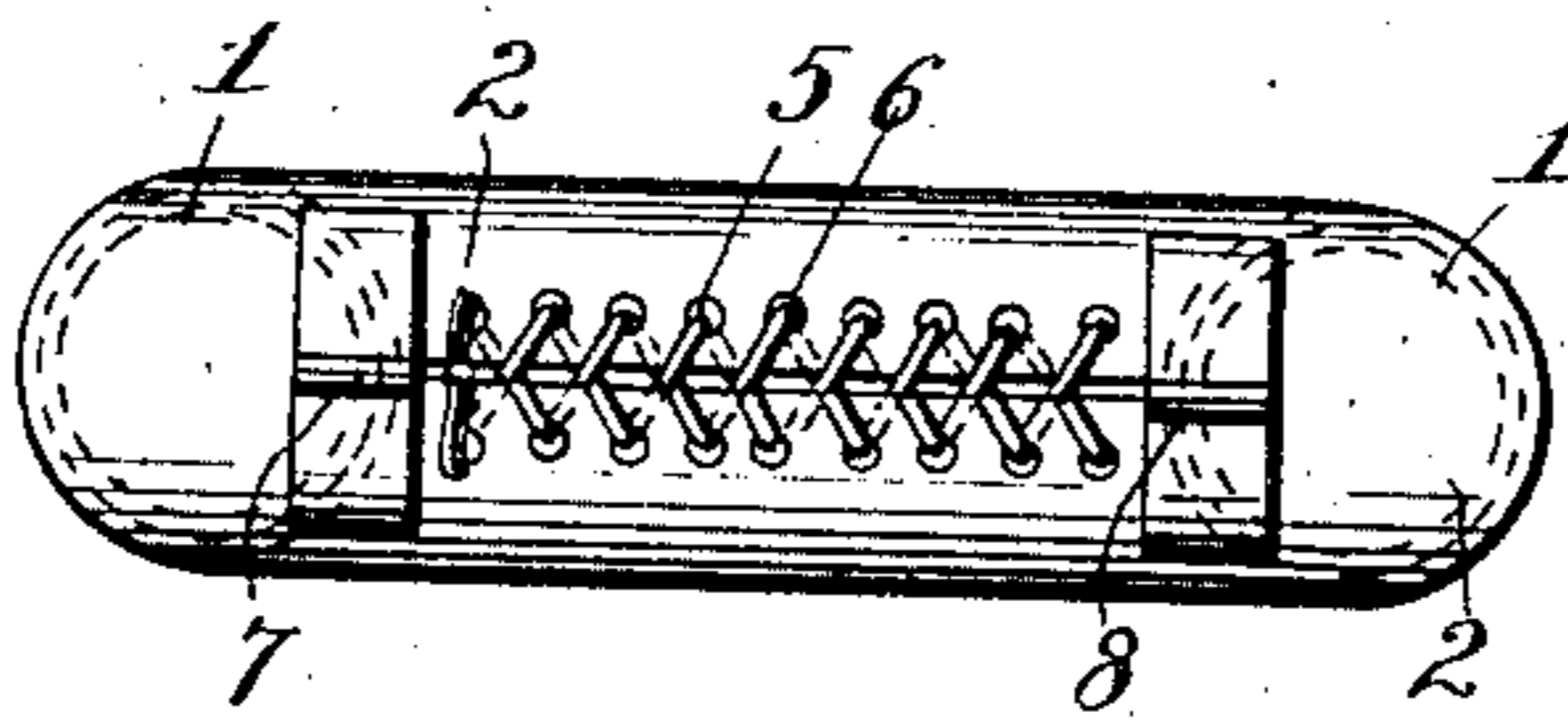



Fig. 3.



WITNESSES:

Wm. M. Cathman.

A. R. Hough.

INVENTOR

E. G. Gresham.

BY *Franklin D. Hough*

Attorney

UNITED STATES PATENT OFFICE.

ERNEST GROOME GRESHAM, OF DUNEDIN, NEW ZEALAND.

PNEUMATIC KNEE-PAD.

No. 830,661.

Specification of Letters Patent.

Patented Sept. 11, 1906.

Application filed January 6, 1906. Serial No. 294,970.

To all whom it may concern:

Be it known that I, ERNEST GROOME GRESHAM, a subject of the King of England, residing at Dunedin, Colony of New Zealand, have invented certain new and useful Improvements in Pneumatic Knee-Pads; and I do hereby declare the following to be a full, clear, and exact description of the invention, such as will enable others skilled in the art to which it appertains to make and use the same, reference being had to the accompanying drawings, and to the figures of reference marked thereon, which form a part of this specification.

This invention relates to new and useful improvements in pneumatic knee-pads; and the object of the invention is to produce a simple and efficient device which may be easily and quickly applied adjacent to the knee of a person and affording means for cushioning the same when a person has occasion to be upon his or her knees in scrubbing floors, nailing down carpets, and for various purposes.

The essential feature of the invention consists in the provision of a circular outlined tubular ring having a valve whereby the pad may be inflated and a canvas strip secured to the ring and adapted to be fastened by tapes or other convenient means about the knee of a person.

My invention is illustrated in the accompanying drawings, which, with the numerals of reference marked thereon, form a part of this application, and in which drawings similar numerals of reference indicate like parts in the views, in which—

Figure 1 is a face view. Fig. 2 is a side elevation of my improved knee-pad, and Fig. 3 is a cross-sectional view through the knee-pad.

Reference now being had to the details of the drawings by numeral, 1 designates a circular tubing, made, preferably, of rubber and provided with a valve 3, which is mounted upon a tube 4, whereby said pad may be inflated to form a cushioning effect.

2 is a piece of canvas, which is fastened in any suitable manner to the circular outlined tubing, as by means of lacings 5, passed through the series of apertures 6 in the edges thereof, and extends beyond the circumference thereof and affords means whereby the same may be held securely over the knee of a person without the circular outlined tubing coming in direct contact with the knee. To one edge of said canvas strip are secured straps or tapes 7 and 8, and 9 and 10 are straps which are fastened to said cover and have buckles 11 and 12 secured thereto, whereby the pad may be held about the leg of a person.

In order to adapt the pad for adjustment to knees of different sizes, a suitable buckle is preferably placed in the straps or tapes, or, if desired, any other suitable means for fastening the pad may be employed other than the detailed construction shown in the drawings, the essential feature of the invention comprising the pneumatic pad formed in the shape of a ring and having the canvas strip fastened thereto and adapted to be secured over the knee, thus forming a simple and efficient cushioning means for persons who are required to be on their knees while doing manual labor.

Having thus fully described my invention, what I claim as new, and desire to secure by Letters Patent, is—

A pneumatic pad for knees comprising a hollow tubular ring of elastic material, a pipe leading therefrom and a valve in the pipe for inflating the pad, a canvas covering fastened to said elastic ring, a lacing for holding said cover over the ring, straps secured to the under surface of said covering and adapted to hold the pad over the knee of a person, as set forth.

In testimony whereof I hereunto affix my signature in the presence of two witnesses.

ERNEST GROOME GRESHAM.

Witnesses:

CHAS. J. PAYNE,

WILL FORRESTER.