

No. 829,598.

PATENTED AUG. 28, 1906.

G. OHL.
MATCH BOX.

APPLICATION FILED FEB. 12, 1906.

Fig. 1

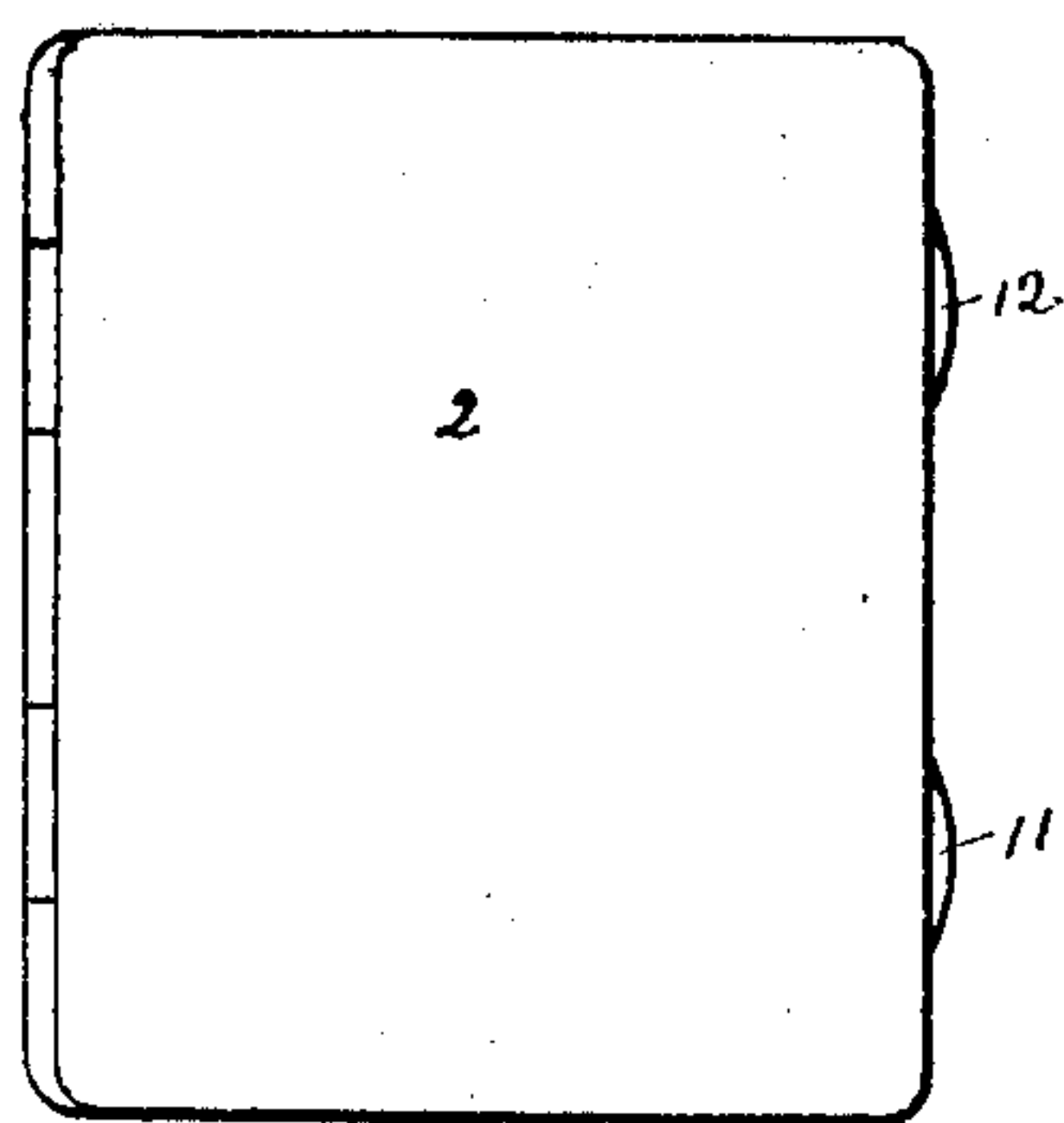


Fig. 2

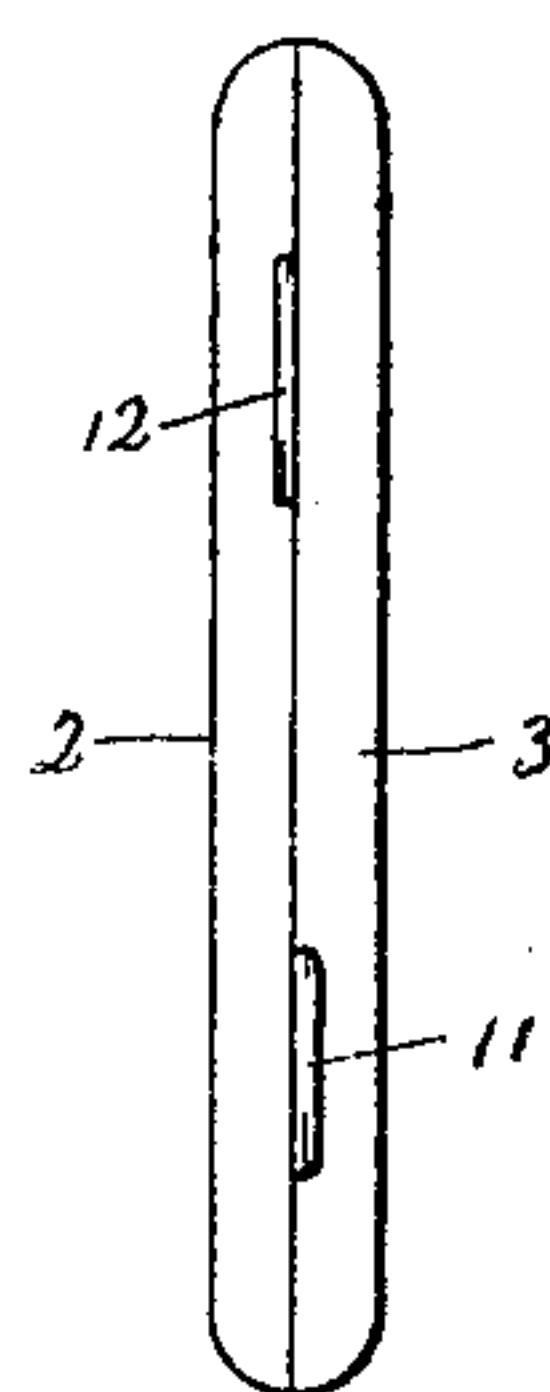


Fig. 3

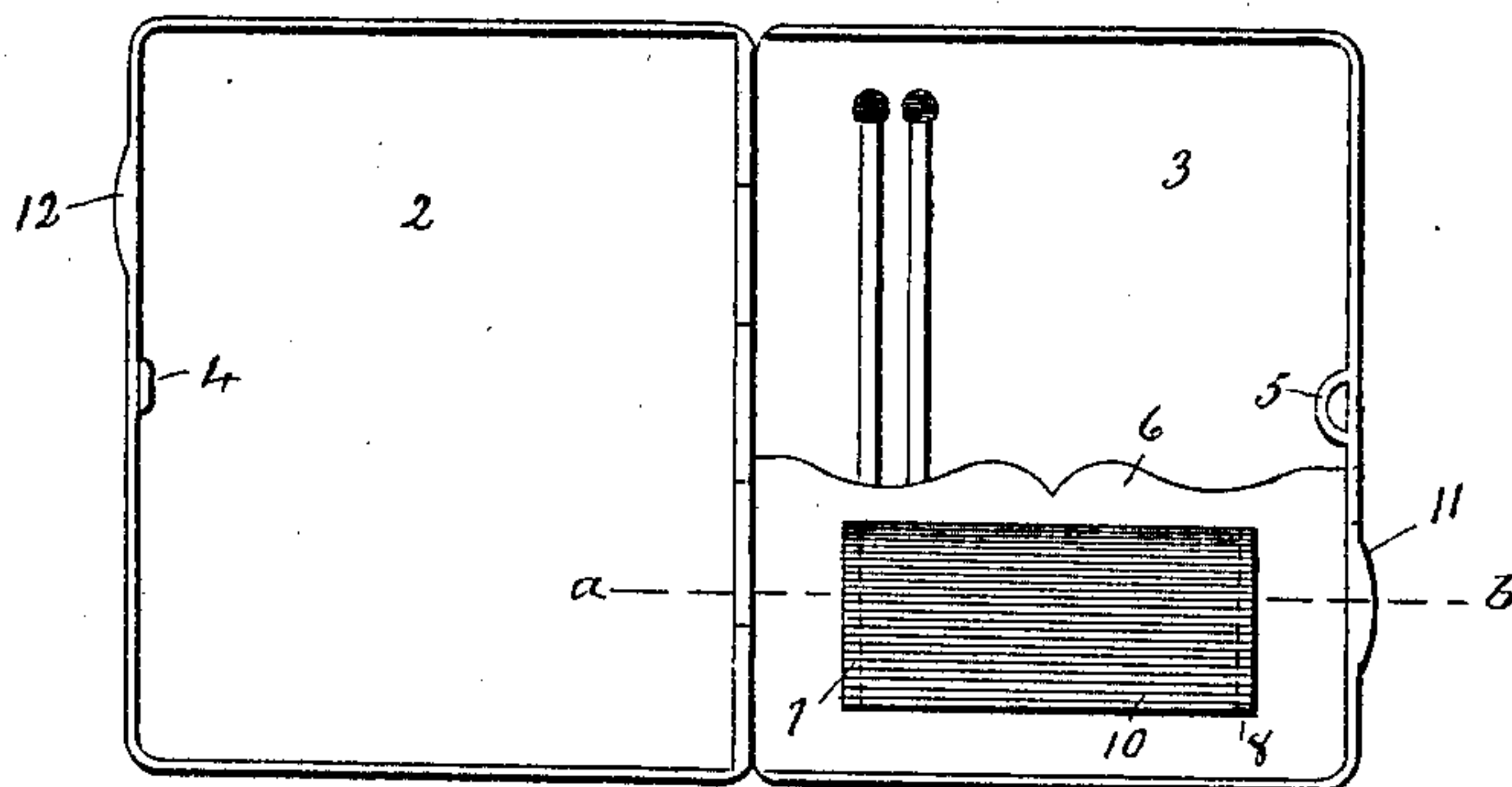
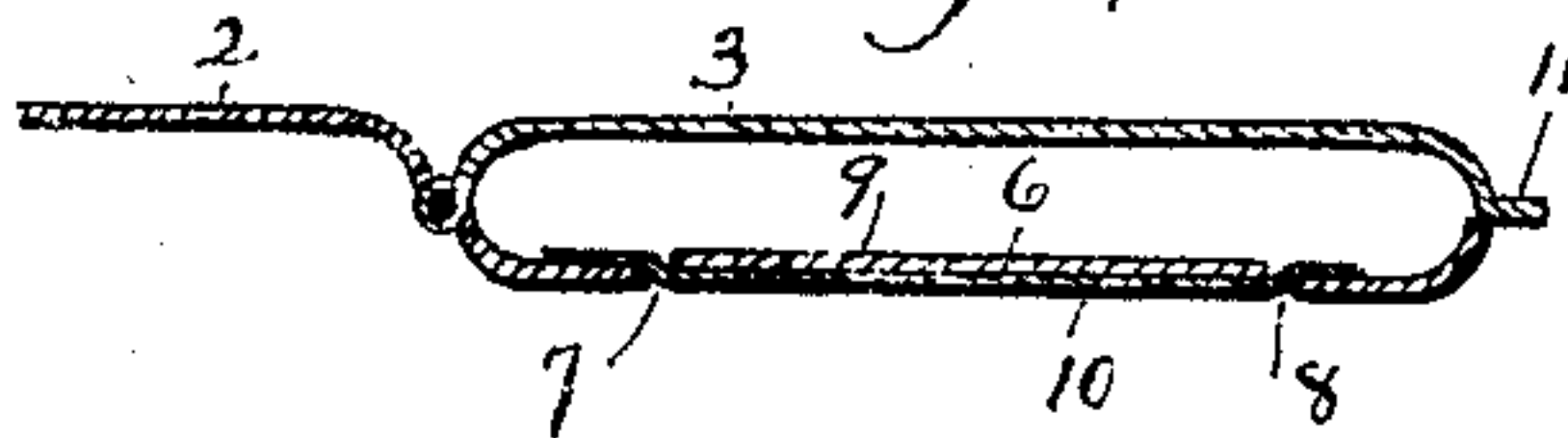


Fig. 4



Witnesses.
J. H. Shumway
C. L. Reed.

George Ohl.
Inventor.
Bath Seymour Stearns

UNITED STATES PATENT OFFICE.

GEORGE OHL, OF MERIDEN, CONNECTICUT, ASSIGNOR TO INTERNATIONAL SILVER CO., OF MERIDEN, CONNECTICUT, A CORPORATION OF CONNECTICUT.

MATCH-BOX.

No. 829,598.

Specification of Letters Patent.

Patented Aug. 28, 1906.

Application filed February 12, 1906. Serial No. 300,689.

To all whom it may concern:

Be it known that I, GEORGE OHL, a citizen of the United States, residing at Meriden, in the county of New Haven and State of Connecticut, have invented a new and useful Improvement in Match-Boxes; and I do hereby declare the following, when taken in connection with the accompanying drawings and the letters of reference marked thereon, to be a full, clear, and exact description of the same, and which said drawings constitute part of this specification, and represent, in—

Figure 1, a side view of a match-box constructed in accordance with my invention; Fig. 2, an edge view of the same; Fig. 3, a side view with the cover open; Fig. 4, a sectional view on the line *a b* of Fig. 3.

This invention relates to an improvement in match-boxes of the small type adapted to be carried in the pocket, the object being to produce a flat case in which matches may be conveniently carried and which is adapted also to carry a strip of material against which matches may be ignited, the strip, if necessary, being of such substance that will ignite the so-called "safety-match;" and the invention consists in the construction as hereinafter described, and particularly recited in the claims.

In carrying out my invention I form the box in two parts 2 and 3, hinged together at one side, one of the members being provided with a hook 4, adapted to engage with an eye 5 of the other member, whereby they may be locked together. Across the bottom of the member 3, which I will hereinafter call the "box" in contradistinction to the member 2, which I will term the "cover," I arrange a wall 6, which forms a pocket at the bottom of the box to retain the matches in position. In this wall I form two vertical slots 7 and 8 near the sides, and preferably and as herein shown the portion 9 of the metal between the slots is slightly depressed to receive a strip 10 of rough paper, the ends of which are inserted through the slots 7 and 8, whereby it is retained in place. As before stated, this construction permits the paper to be readily removed when it is desired to replace it by a new strip.

Preferably and as herein shown the box and cover are substantially duplicates of each other with respect to size, and the wall 6 may be bowed outward, so as to provide a sufficient space for the matches and yet fit within the cover. Preferably, also, and as herein shown the box and cover will be provided, respectively, with finger-pieces 11 and 12, by which the box may be conveniently opened. This construction provides a very flat box which can be conveniently carried in the pocket and provides a box in which the so-called "safety-matches" may be carried with convenience, as it may also include a surface on which they may be ignited.

I claim—

1. The herein-described match-box comprising a box and a cover hinged at one side thereof and means for holding it in a closed position, the box provided with a transversely-arranged wall at the lower end forming a pocket, the said wall provided with two vertically-arranged slots near each side combined with a strip of friction material corresponding in width to the length of said slots, the ends of the strips inserted through said slots, whereby the strip is retained in position, substantially as described.

2. The herein-described match-box comprising a box and a cover hinged thereto, and means for holding them in a closed position, said box provided at its lower end with a transversely-arranged retaining-wall forming a pocket for matches, said wall formed with vertical slots near each side, the metal between the slots compressed, combined with a strip of friction material corresponding in width to the length of the said slots, the ends of the strips inserted through said slots whereby the strip is retained in position and substantially flush with the outer face of the wall, substantially as described.

In testimony whereof I have signed this specification in the presence of two subscribing witnesses.

GEORGE OHL.

Witnesses:

FRARAY HALE,
L. S. RIES.