

No. 829,506.

PATENTED AUG. 28, 1906.

A. B. COLEMAN.  
FOLDING BERRY BOX.  
APPLICATION FILED JULY 3, 1906.

Fig. 1.

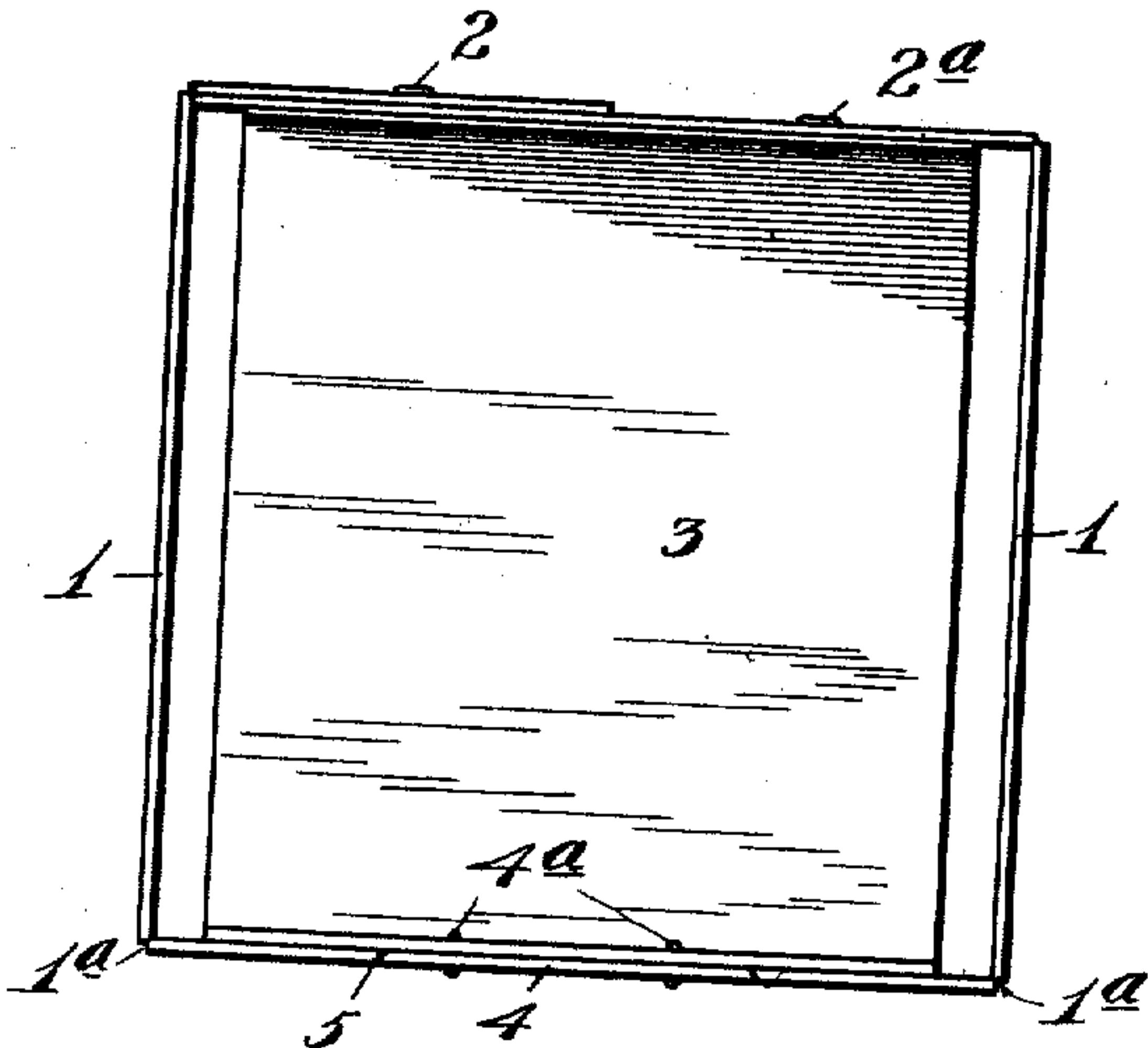


Fig. 2.

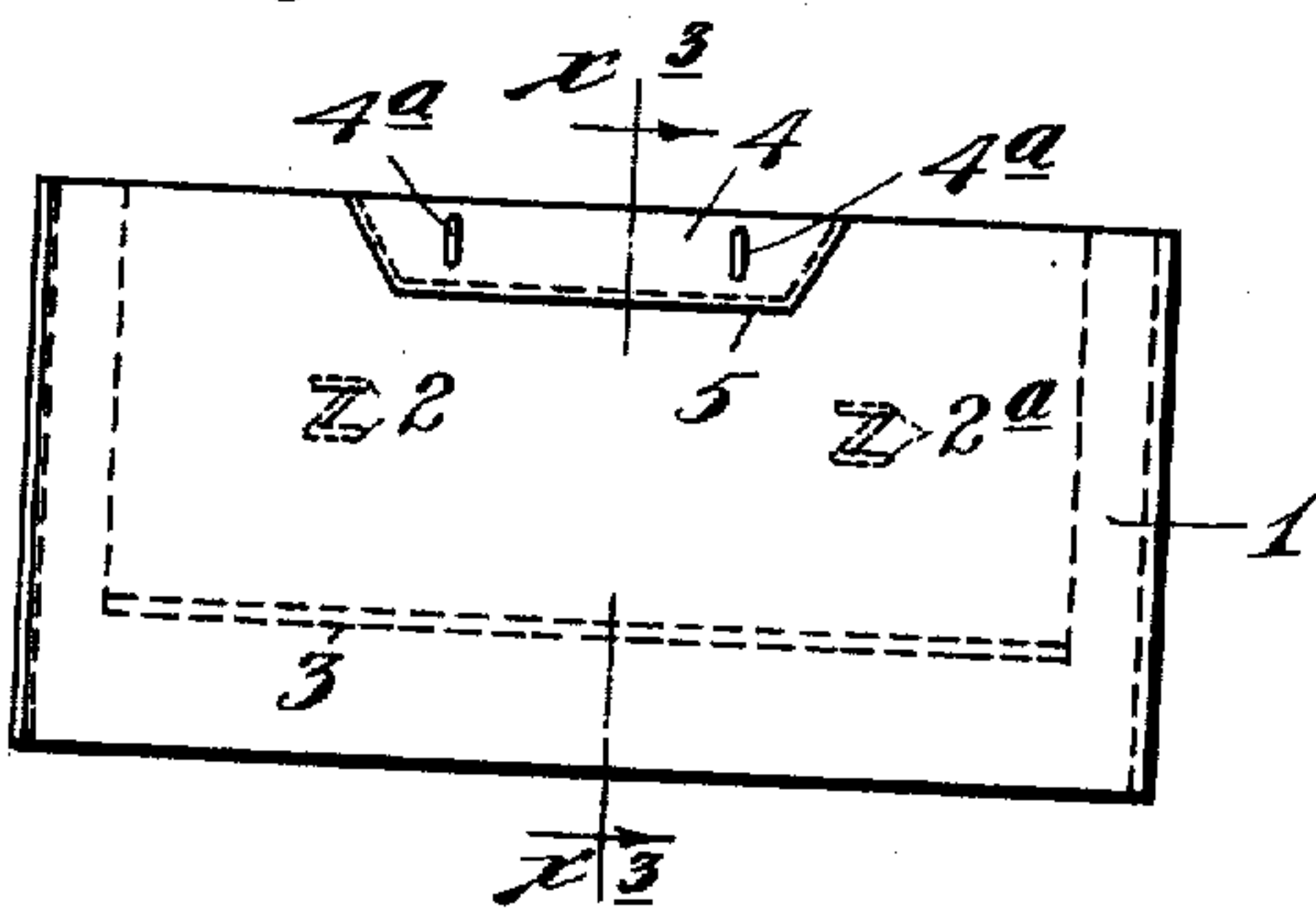
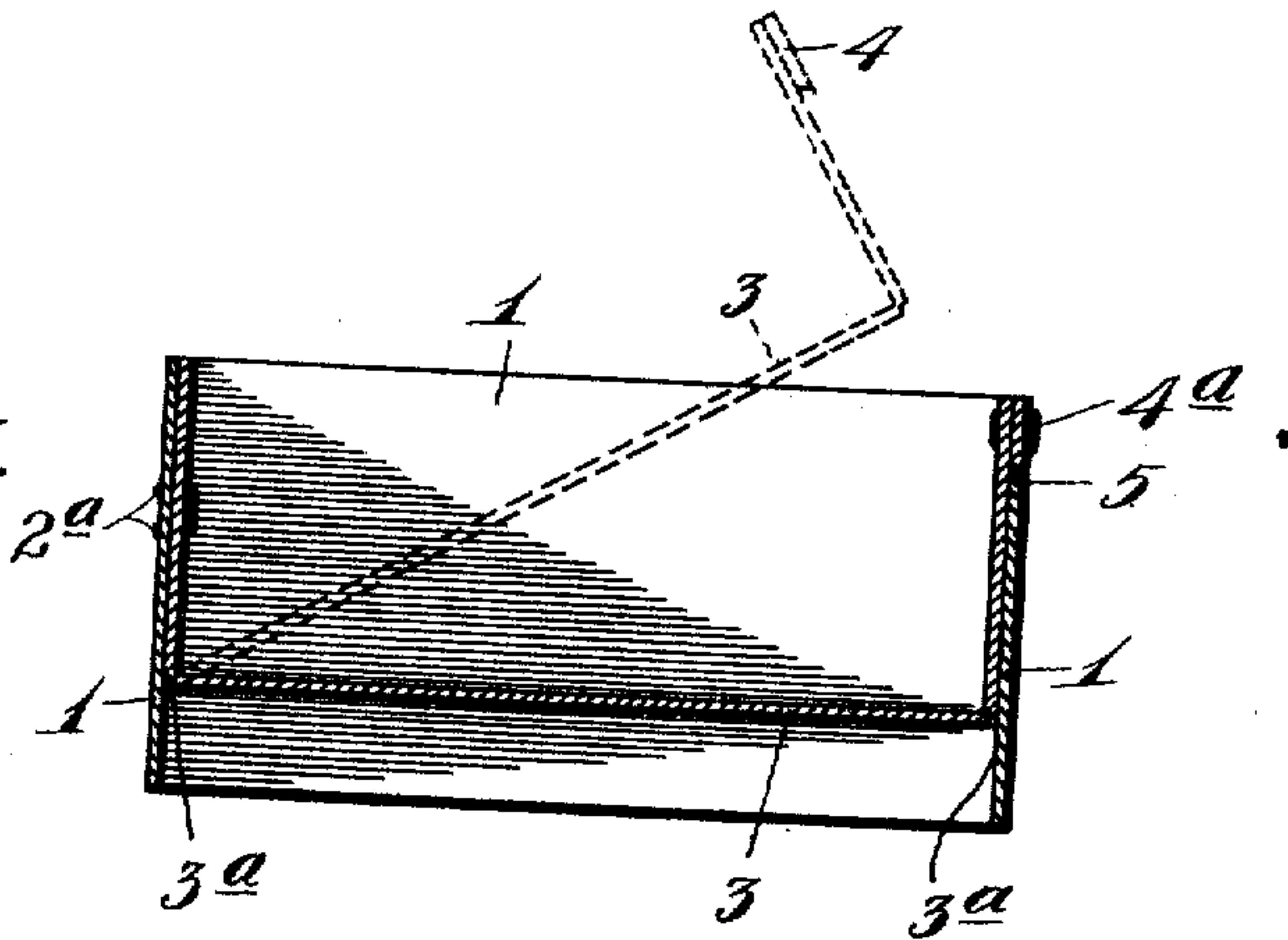


Fig. 3.



Witnesses.

C. W. Jepsen.

A. H. Opsahl.

Inventor.

Almon B. Coleman.  
By his Attorneys.

William M. Muck

# UNITED STATES PATENT OFFICE.

ALMON B. COLEMAN, OF LONG LAKE, MINNESOTA.

## FOLDING BERRY-BOX.

No. 829,506.

Specification of Letters Patent.

Patented Aug. 28, 1906.

Application filed July 3, 1905. Serial No. 268,037.

*To all whom it may concern:*

Be it known that I, ALMON B. COLEMAN, a citizen of the United States, residing at Long Lake, in the county of Hennepin and State of Minnesota, have invented certain new and useful Improvements in Folding Berry-Boxes; and I do hereby declare the following to be a full, clear, and exact description of the invention, such as will enable others skilled in the art to which it appertains to make and use the same.

My invention relates to folding boxes, and has for its especial object to provide an improved box for use in transportation of berries and other fruit.

To this end the invention consists of the novel devices and combinations of devices hereinafter described, and defined in the claim.

In the accompanying drawings, which illustrate my invention, like characters indicate like parts throughout the several views.

Figure 1 is a plan view showing the improved box. Fig. 2 is a front elevation of the box, and Fig. 3 is a vertical section taken through the box on the line  $x^3 x^3$  of Fig. 2.

The four sides of the box are made up of a strip 1 the ends of which are overlapped at one side of the box and are secured together by clenched wire staples 2. This strip 1 is formed of four parallel kerfs 1<sup>a</sup>, which adapt the strip to be folded at the four corners of the box.

The bottom of the box is formed by a thin flat plate or strip 3, having upturned end portions adapted to be folded on lines indicated at 3<sup>a</sup>, the said strips being formed with parallel transverse kerfs on such lines. One upturned end of the bottom strip 3 is secured to one side of the box, as shown by the staples 2 and by additional staples 2<sup>a</sup>. The other upturned end of the bottom plate 3 is loose from the adjacent side of the box, and to the upper edge of this loose end is rigidly secured a dovetailed lock-block 4. The lower

edge and end of this lock-block 4 are beveled or made flaring in an outwardly direction and are arranged to closely engage with the correspondingly-beveled edges of a seat 5, cut in the upper edge of the adjacent side of the box. As shown, the lock-block 4 is rigidly secured to the upturned free end of the bottom strip 3 by wire staples 4<sup>a</sup>. Also the ends of the block 4 and seat 5 are made to flare upward, so that the two may be tightly engaged by downturned pressure on the former. The so-called "lock-block" 4 is preferably made of wood of the same thickness as the sides of the box and may be conveniently made of the same material.

The box described, as is evident, is a so-called "knockdown" or "folding" box. When the loose end of the bottom strip is raised, the body of the box may be folded together flatwise into the same plane or approximately the same plane as the said bottom strip. The said box is of small cost and is efficient for the purposes had in view.

What I claim, and desire to secure by Letters Patent of the United States, is as follows:

A folding box comprising a side-forming strip 1 arranged to fold into flat form and to be opened up into rectangular form, and a bottom-forming strip 3 having folding ends, one folding end being permanently attached to one side of said box-forming strip, and the other folding end thereof having secured thereto the lock-block 4, fitting into a seat 5 formed in the upper edge of the adjacent side of said box-forming strip, said lock-block and seat having dovetailed or beveled engaging surfaces that prevent separation thereof by lateral movement, substantially as described.

In testimony whereof I affix my signature in presence of two witnesses.

ALMON B. COLEMAN.

Witnesses:

W. L. HURSH,  
GENEVIEVE WAKEFIELD.