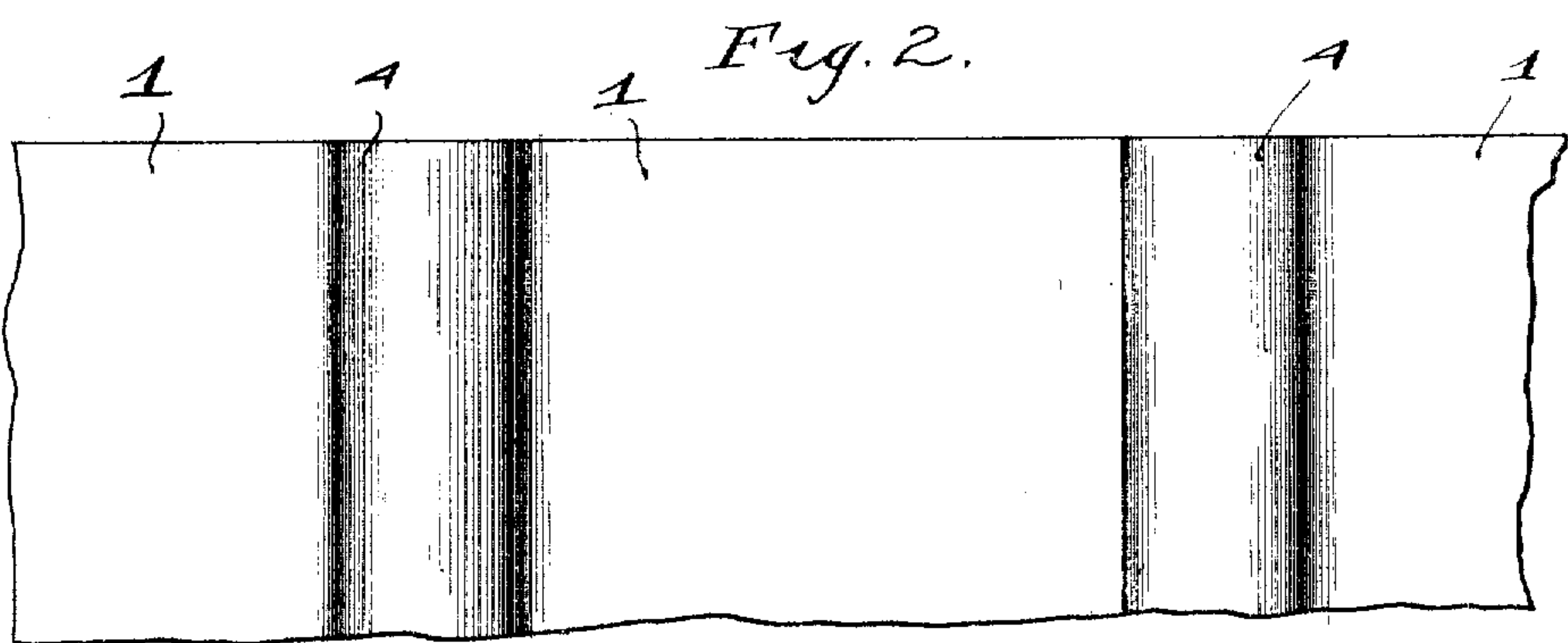
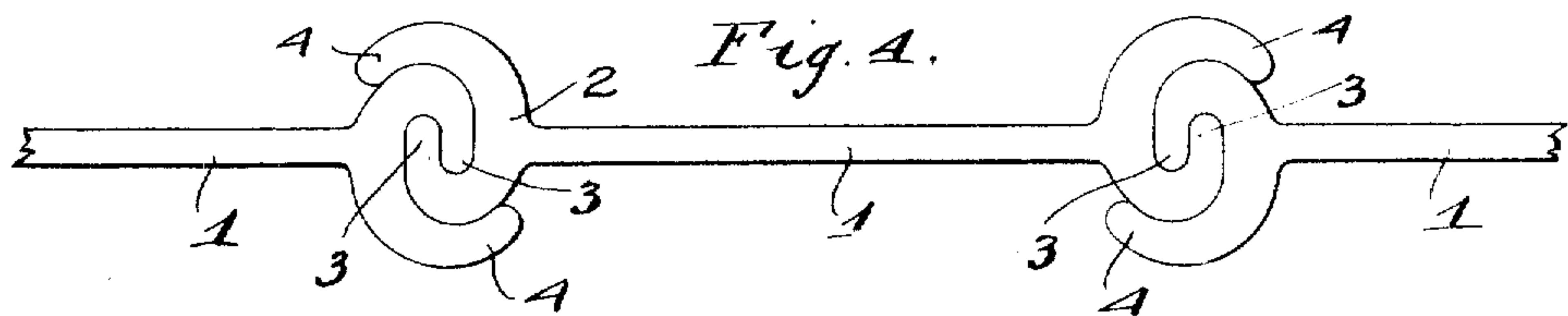

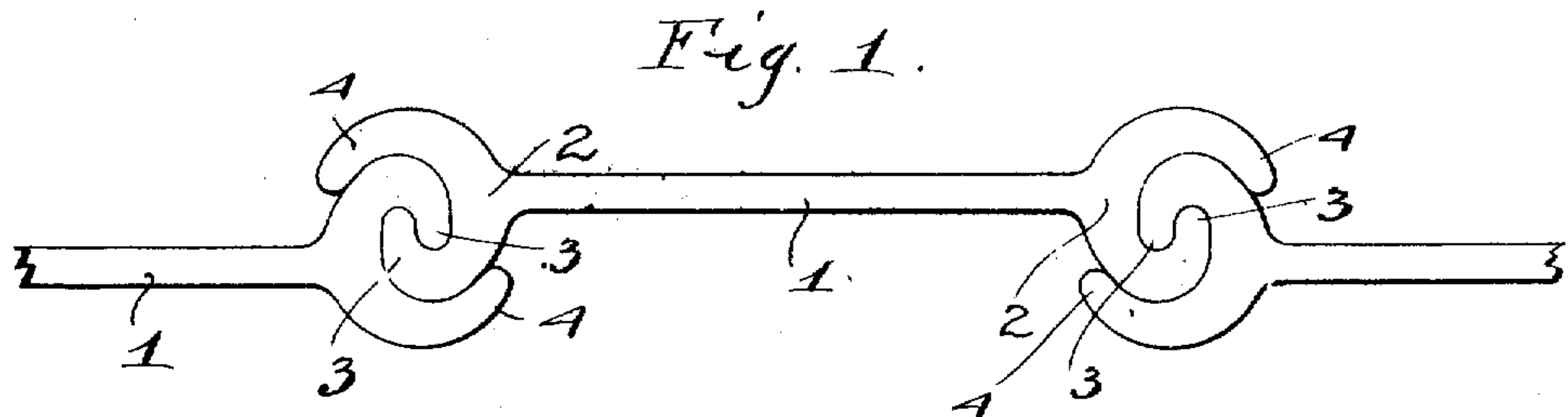


No. 829,399.

PATENTED AUG. 28, 1906.

T. HILL.
SHEET PILING SECTION.
APPLICATION FILED FEB. 9, 1906.



Witnesses:
Leonard W. Novander
Charles J. Schmidt,

Inventor
Truman Hill
By Charles A. Brown
Attorney

UNITED STATES PATENT OFFICE.

TRUMAN HILL, OF CHICAGO, ILLINOIS, ASSIGNOR TO VANDERKLOOT
STEEL PILING CO., OF CHICAGO, ILLINOIS, A CORPORATION OF
ILLINOIS.

SHEET-PILING SECTION.

No. 829,399.

Specification of Letters Patent.

Patented Aug. 28, 1906.

Application filed February 9, 1906. Serial No. 300,243.

To all whom it may concern:

Be it known that I, TRUMAN HILL, a citizen of the United States, residing at Chicago, in the county of Cook and State of Illinois, have invented a certain new and useful Improvement in Sheet-Piling Sections, of which the following is a full, clear, concise, and exact description, reference being had to the accompanying drawings, forming a part of this specification.

My invention relates to metal sheet-piling; and its object is to produce an integral section therefor which is more simple and which can be rolled more readily and which is therefore less expensive than sections in the prior art.

The section of my invention consists of a web portion with a flange at each end, one end of each flange being turned over to form a hook for engaging a similar hook on an adjacent section and the other end of each flange being rounded over to form a guard about the hook of the adjacent section, said hooks preventing longitudinal displacement of the sections while the guards prevent transverse or lateral displacement thereof, both hooks and guards acting conjointly to prevent buckling of the wall built up from the sections.

My invention will be better understood by reference to the accompanying drawings, in which—

Figure 1 shows a top view of a plurality of sections joined together to form a wall. Fig. 2 is an elevation view of the wall composed of the sections shown in Fig. 1, and Figs. 3 and 4 show a modified arrangement and construction.

Each section comprises a web portion 1, terminating in flanges 2 2. One end of each flange is bent over, as shown, to form a hook 3 for engagement with a similar hook of an adjacent section, the other end of each flange being rounded over to form a guard 4, each guard engaging about the hook of the adjacent section. The hooks serve to prevent longitudinal displacement of the built-up wall, while the guards prevent uncoupling of the sections and buckling or lateral displacement of the built-up wall. In the sections shown in Figs. 1 and 4 the hooks are on the same side of the web and the guards are at the opposite side thereof, while in the modification shown in Fig. 3 the hooks are at op-

posite sides of the web and the guards likewise. The section shown in Fig. 1 can be formed from any standard I-beam, and when the sections are built up alternate webs will lie in the same plane.

In Figs. 3 and 4 the construction is slightly modified, so that when the sections are built up the webs will all lie in the same plane. In sections like this built up from I-beams there is a gain in length over that of the I-beams, this gain in length being equal to the thickness of the ends of the engaging hooks, this distance being gained for each section used.

Other modifications may also be made within the scope of the invention, and I do not, therefore, wish to be limited to those shown.

I claim as new and desire to secure by Letters Patent—

1. A sheet-piling section comprising a web portion having a flange at each end, a hook at one end of each flange for engaging with the hook of an adjacent section, the other end of each flange being in the form of a guard to engage about the hook of the adjacent section, said hooks preventing longitudinal displacement of joined sections and the guards preventing lateral displacement thereof.

2. A section for metallic sheet-piling comprising a web having a hook and a guard member at each end, each hook and guard member forming a pocket for receiving the hook member of the adjacent section, said hook and guard members cooperating to prevent longitudinal and lateral displacement of joined sections.

3. A unitary sheet-piling section comprising a web portion, a hook and a guard member at each end of the web at opposite sides thereof, the hook and guard members at each end forming a pocket for the reception of the similar hook member of the adjacent section, said members cooperating to prevent longitudinal and lateral displacement of joined sections.

4. A sheet-piling section comprising a web portion, a hook at each end thereof for engaging with similar hooks of adjacent sections to lock the sections against longitudinal displacement, and guard members for preventing lateral displacement of the engaging section.

5. A sheet-piling section comprising a web

portion, a hook at each end thereof for engaging with similar hooks of adjacent sections to lock the sections against longitudinal displacement, and guard members opposite
5 each hook for engaging about the hook of the adjacent section to prevent lateral displacement of joined sections.

6. A sheet-piling section formed of I-beams, one end of each of the flanges being
10 turned over to form a hook for engagement with similar hooks on adjacent sections, the other end of the flanges being rounded over to form a guard for engaging about the engaged hook of the adjacent section.

15 7. A sheet-piling section formed from an I-beam, each flange terminating in a hook at one end and in a guard member at the other end.

8. A sheet-piling section formed from an I-beam, one end of each flange at opposite
20 sides of the web being turned over to form a hook, the other end of each flange being rounded over about the hook end to form a guard, the hooks of adjacent members engaging to prevent longitudinal displacement of a
25 built-up wall and the guards cooperating with the hooks to prevent lateral displacement of the built-up wall.

In witness whereof I hereunto subscribe my name this 1st day of February, A. D. 30
1906.

TRUMAN HILL.

Witnesses:

CHARLES J. SCHMIDT,
LEONARD W. NOOANDER.