

No. 828,854.

PATENTED AUG. 14, 1906.

R. J. KIDENEY.  
SHAVING MUG.

APPLICATION FILED MAR. 28, 1906.

Fig. 1.

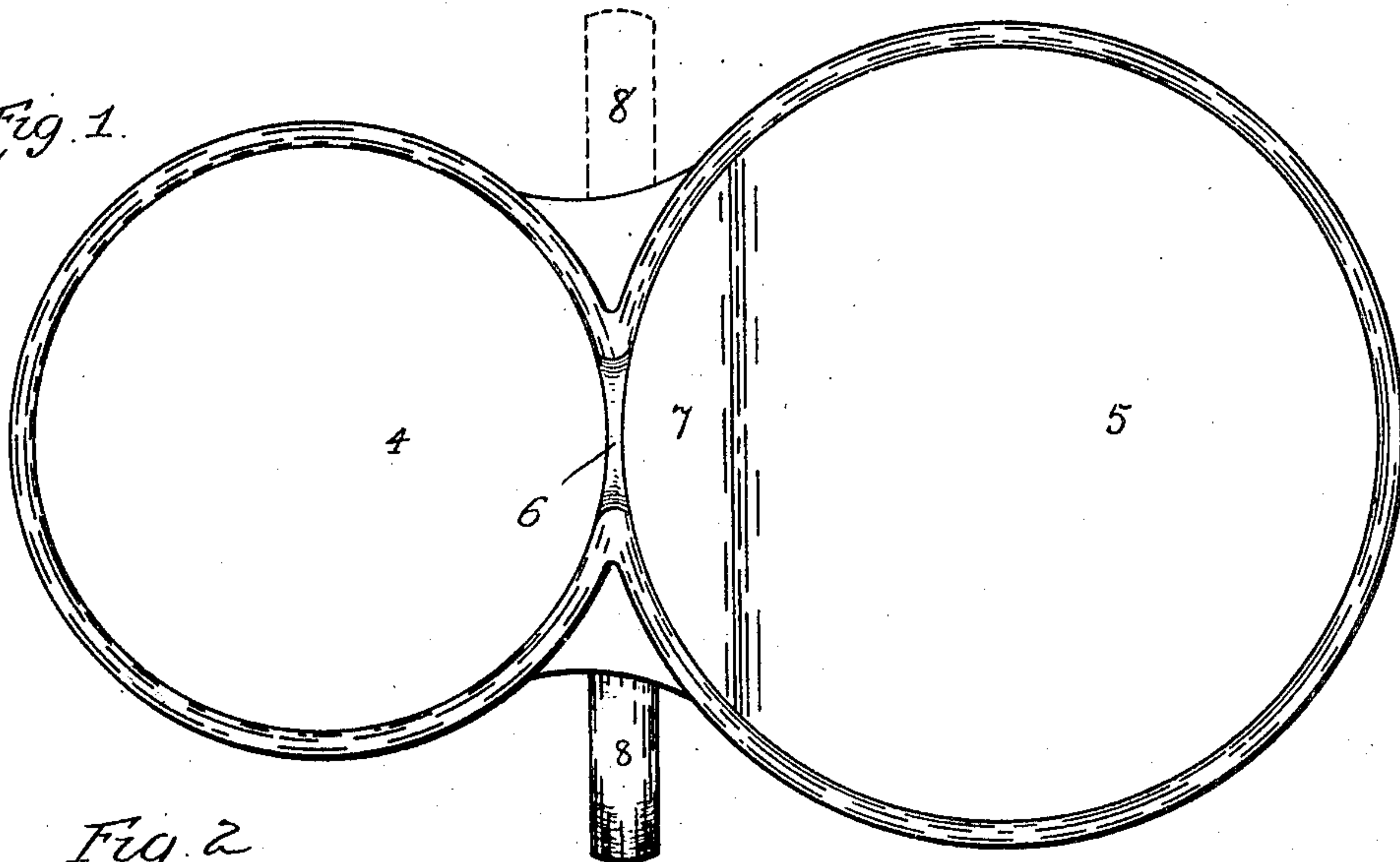


Fig. 2.

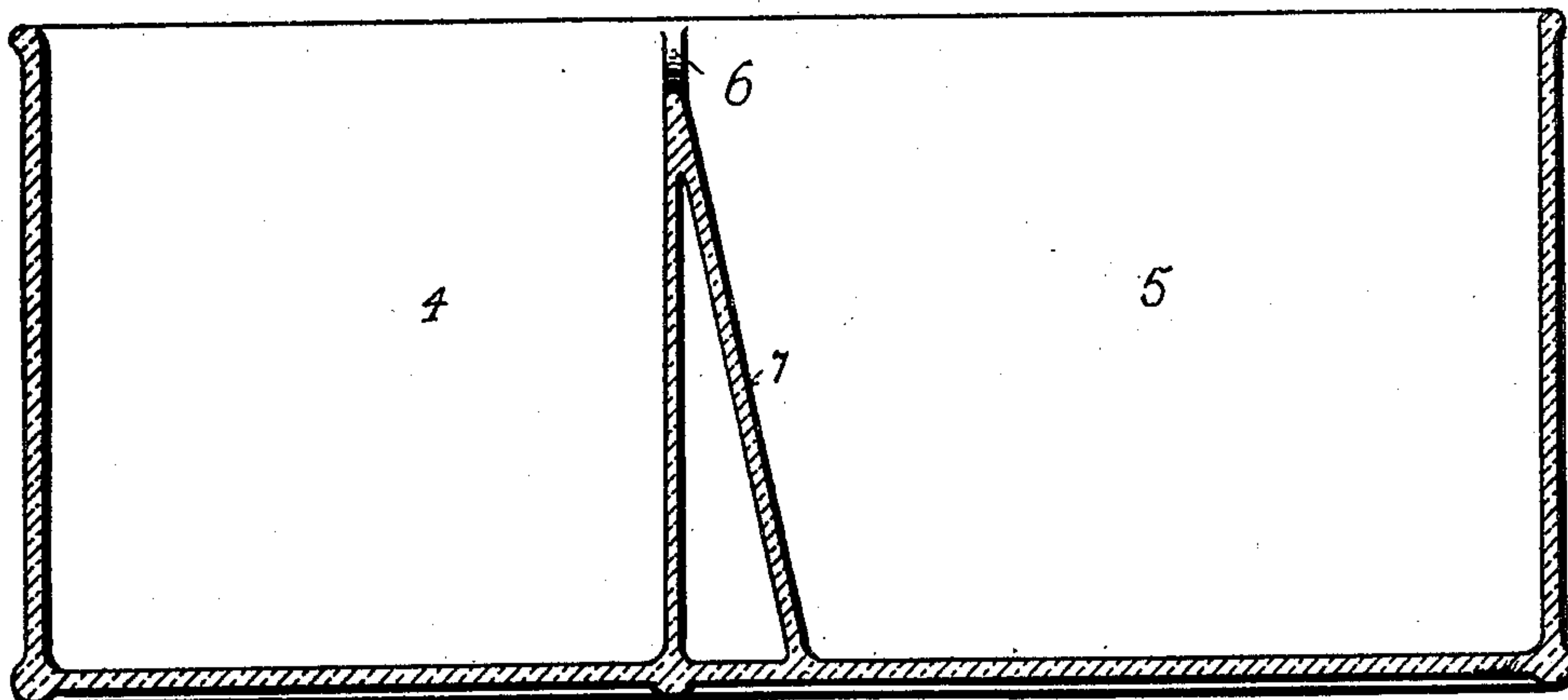
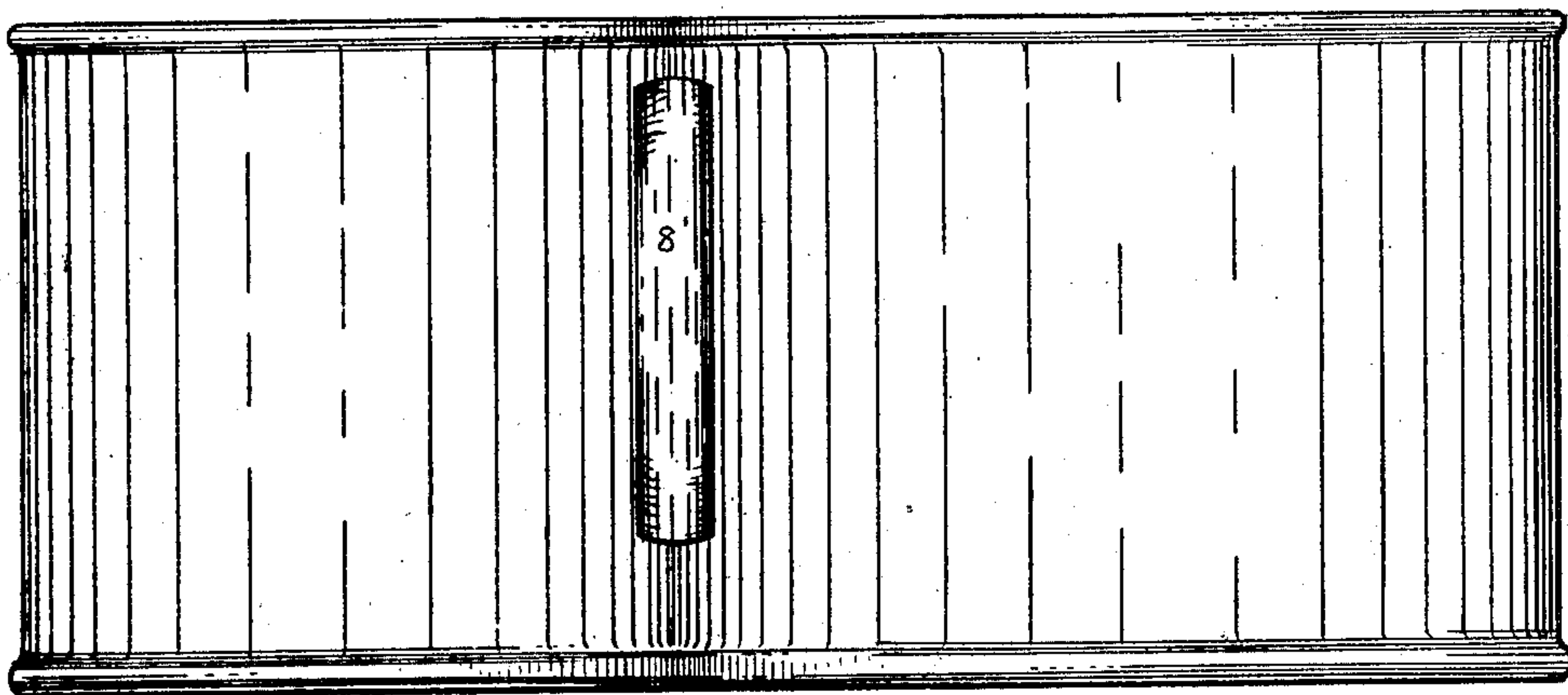


Fig. 3.

Witnesses  
C. S. Mearns  
Edward N. Sartor

Inventor  
Robert J. Kidney  
By Spear, Middleton, Donaldson & Spear  
Attys



# UNITED STATES PATENT OFFICE.

ROBERT J. KIDENEY, OF BUFFALO, NEW YORK.

## SHAVING-MUG.

No. 828,854.

Specification of Letters Patent.

Patented Aug. 14, 1906.

Application filed March 28, 1906. Serial No. 308,509.

*To all whom it may concern:*

Be it known that I, ROBERT J. KIDENEY, a citizen of the United States, residing at Buffalo, New York, have invented certain new and useful Improvements in Shaving-Mugs, of which the following is a specification.

My invention relates to toilet-articles, and particularly to an article for use by barbers in shaving, where it is desirable to have a shaving-mug and a finger-bowl. It has heretofore been common to have these articles—namely, shaving-mugs and finger-bowls—independent of each other, and in carrying on the work upon successive patrons a careless barber might use the same finger-bowl for one patron after the other, while at the same time exercising the necessary care as to the shaving-mugs, so that while each patron may be served with a fresh and clean mug the barber may use the same finger-bowl in working upon the different patrons.

The main object of my invention is to provide such an arrangement of shaving-mug and finger-bowl as will prevent the unsanitary conditions above mentioned and will insure the emptying of the finger-bowl at the same time that the shaving-mug is cleaned for use in connection with another patron.

My invention consists, therefore, of a combined shaving-mug and finger-bowl so attached together as to be movable as one article and having such features of construction as will necessarily insure the cleaning or emptying of the finger-bowl portion when the shaving-mug is emptied or cleaned for use with the next patron.

My invention is shown in the accompanying drawings, in which—

Figure 1 is a plan view of the invention; Fig. 2, a side elevation, and Fig. 3 is a sectional view taken longitudinally through the article.

In the drawings the shaving-mug portion of the article is shown at 4 and the finger-bowl portion at 5. Each are of substantially circular form when viewed in plan, and they are attached to each other by merging one rim into the other, forming a partition between them, the upper portion of which forms substantially a continuation of each of the rims or side walls of the receptacles, being of substantially the same thickness as the said side walls at the point where the walls join, forming the partition between the two

compartments, and at the top of the said partition an opening or notch 6 is formed, the lower edge of which is below the upper edge of the article, as is shown clearly in Fig. 3, so that if the finger-bowl contains the water and it is desired to transfer a portion of the water into the shaving-mug this can be readily done by simply tilting the article so that the water will run from the compartment 5 through the notch into the compartment 4. The circular form of the compartment aids materially in properly directing the water from the compartment 5 into the compartment 4 or the reverse, for it will be noticed in the plan view, Fig. 1, that the notch 6 is formed where the curved walls of the compartments or receptacles merge one into the other, so that when the article is tilted the water will seek the lowest point of the curve of the wall of the compartment 5, at which point it will find an outlet for the water into the compartment 4. It will be seen that the compartment 5, which answers for the finger-bowl, is considerably larger than the receptacle of shaving-mug portion 4, so that a considerable body of water may be held in the finger-bowl and being heated will better retain its heat because of the larger body held or maintained therein.

From Figs. 1 and 3 it will be noticed that I provide an inclined partitioned wall 7, extending from the notch 6, where it is connected with the main partition-wall, to the bottom of the finger-bowl. The purpose of this inclined partition is to insure the proper discharge and drainage of the contents of the finger-bowl when the article is tipped into a vertical position—as, for instance, when it is desired to clean or wash out the shaving-mug receptacle. It will be seen that when this is done the finger-bowl 5 must necessarily be tipped at the same time that the shaving-mug is tipped, and thus the water from the finger-bowl will be discharged and the inclined partition will prevent the lodgment of any water or sediment in the finger-bowl, which might be the case were the inclined partition 7 omitted and a square corner presented between the partition and the bottom of the receptacle 5. It will be seen also that the inclined partition directs the water or contents of the receptacle 5 to the notch 6.

In side elevation it will be noticed the article is of one height throughout. The handle



is shown at 8 arranged at the juncture of the two receptacles and extending at right angles to the longitudinal axis of the article.

5 A second handle may be provided, as shown in dotted lines, Fig. 1, so that the article may be used either by a right or left hand person.

10 It will be understood that the use of finger-bowls to barbers is a great convenience, but in the use of isolated vessels the careless barber falls into the unsanitary practice of failing to provide fresh water for each patron, thereby exposing the successive customers to the danger of possible infection. With my improvement, however, when the shaving-  
15 mug is being rinsed and dumped the finger-bowl will be emptied also, and it will then be necessary to refill it with fresh water. The body of hot water in the finger-bowl will aid

in keeping the lather warm in the shaving-mug.

I claim as my invention—

20 In combination, a shaving-mug of cylindrical form, a finger-bowl the same height, of larger diameter and of cylindrical form, said bowl and mug being united and a parti-  
25 tion between them extending from the bottom of the finger-bowl and inclining to the point of juncture between the mug and bowl with a notch at the top, substantially as described.

30 In testimony whereof I affix my signature in presence of two witnesses.

ROBT. J. KIDENEY.

Witnesses:

FRANK A. JAMES,  
EDWIN MERWIN.