

No. 828,729.

PATENTED AUG. 14, 1906.

L. S. FLATAU.
CAR DOOR SEAL.
APPLICATION FILED JUNE 23, 1905.

Fig. 1.

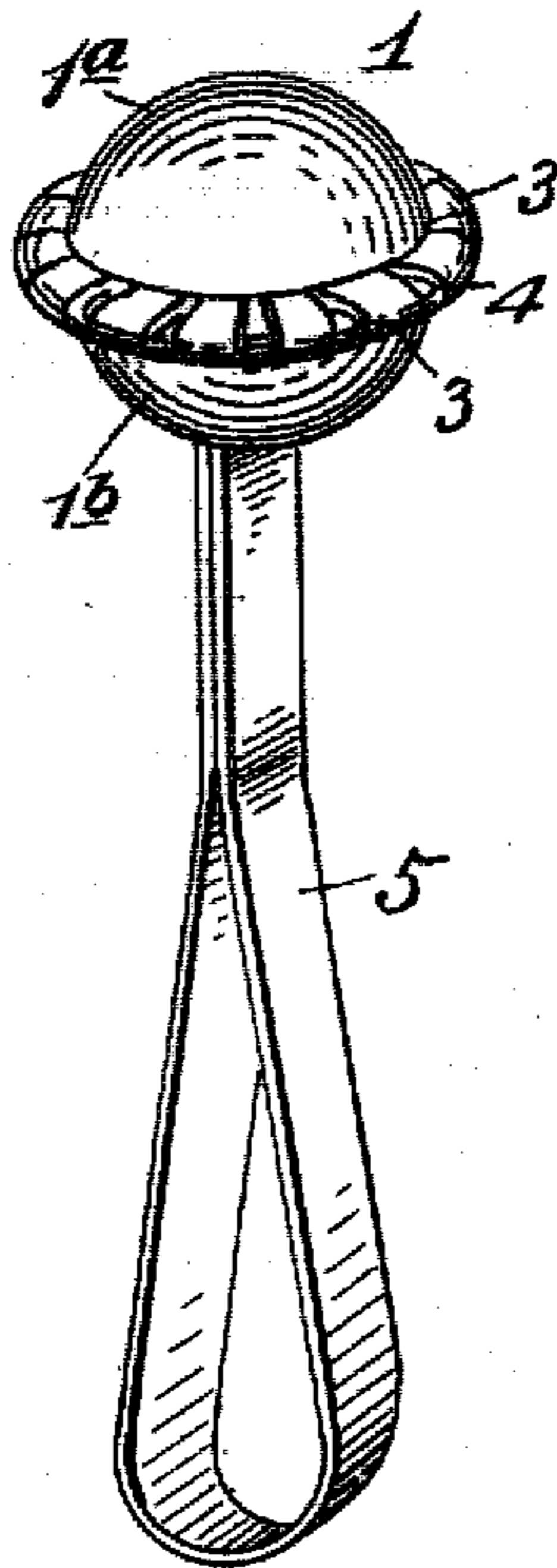


Fig. 3.

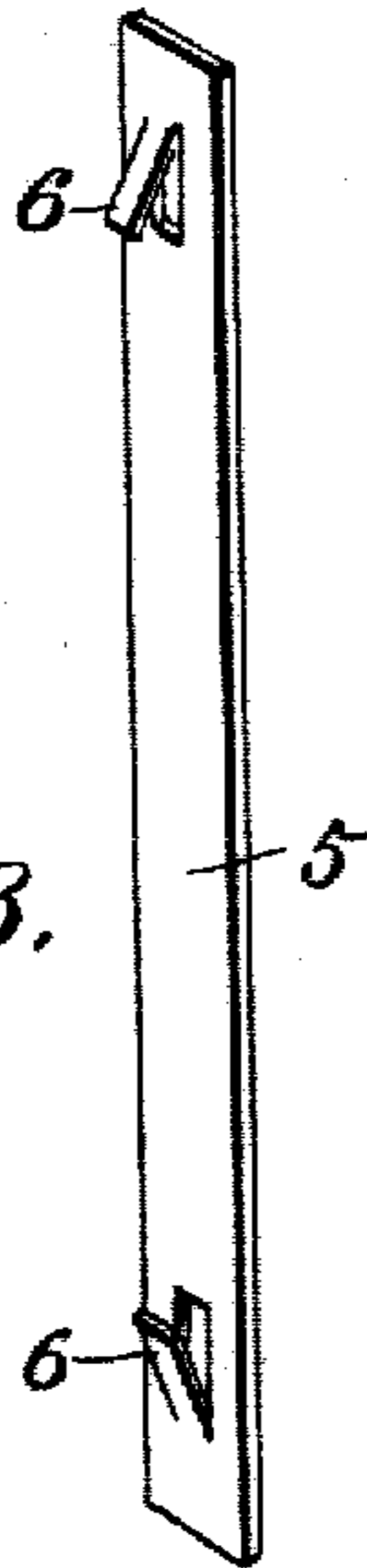


Fig. 2.

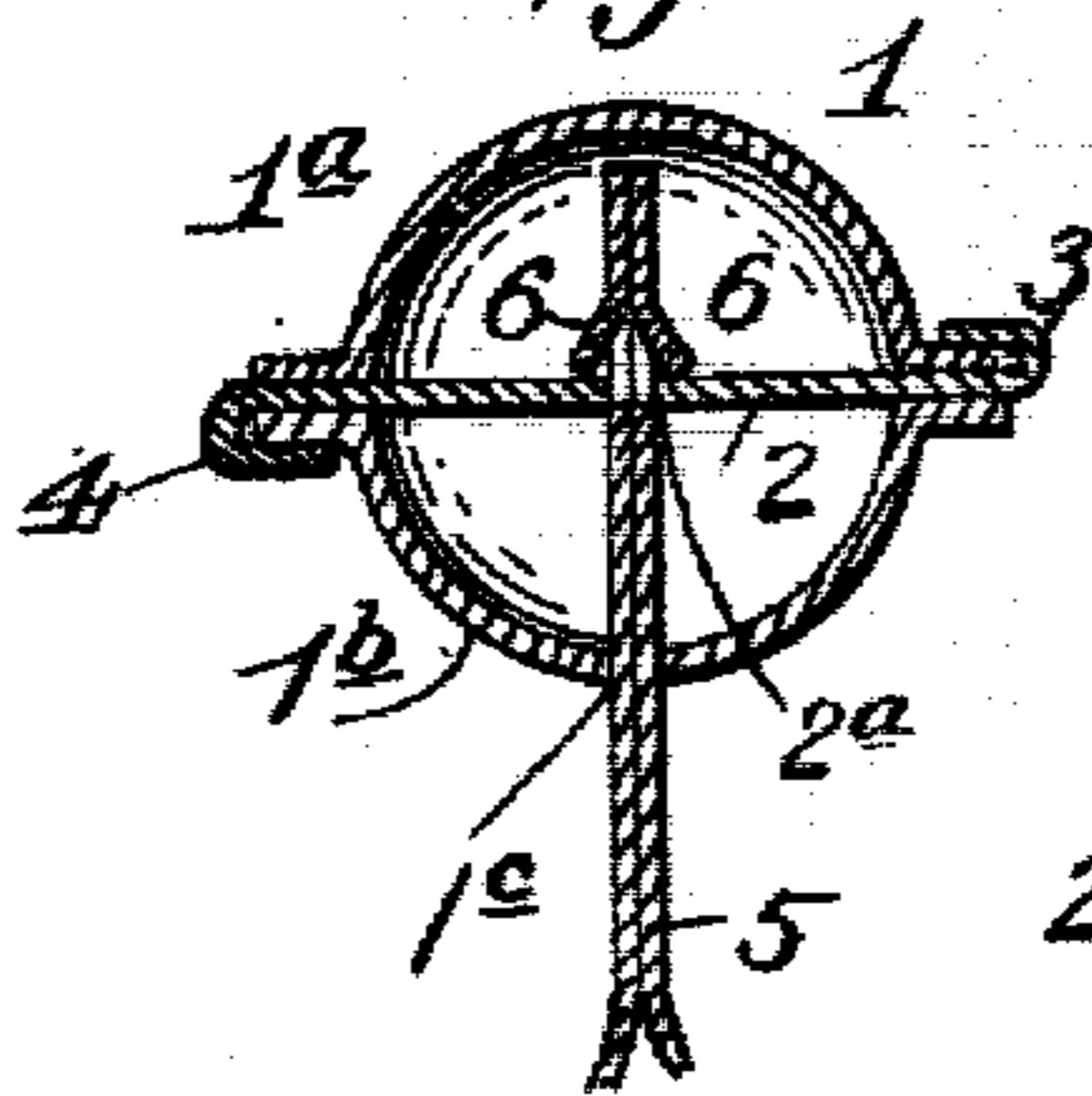
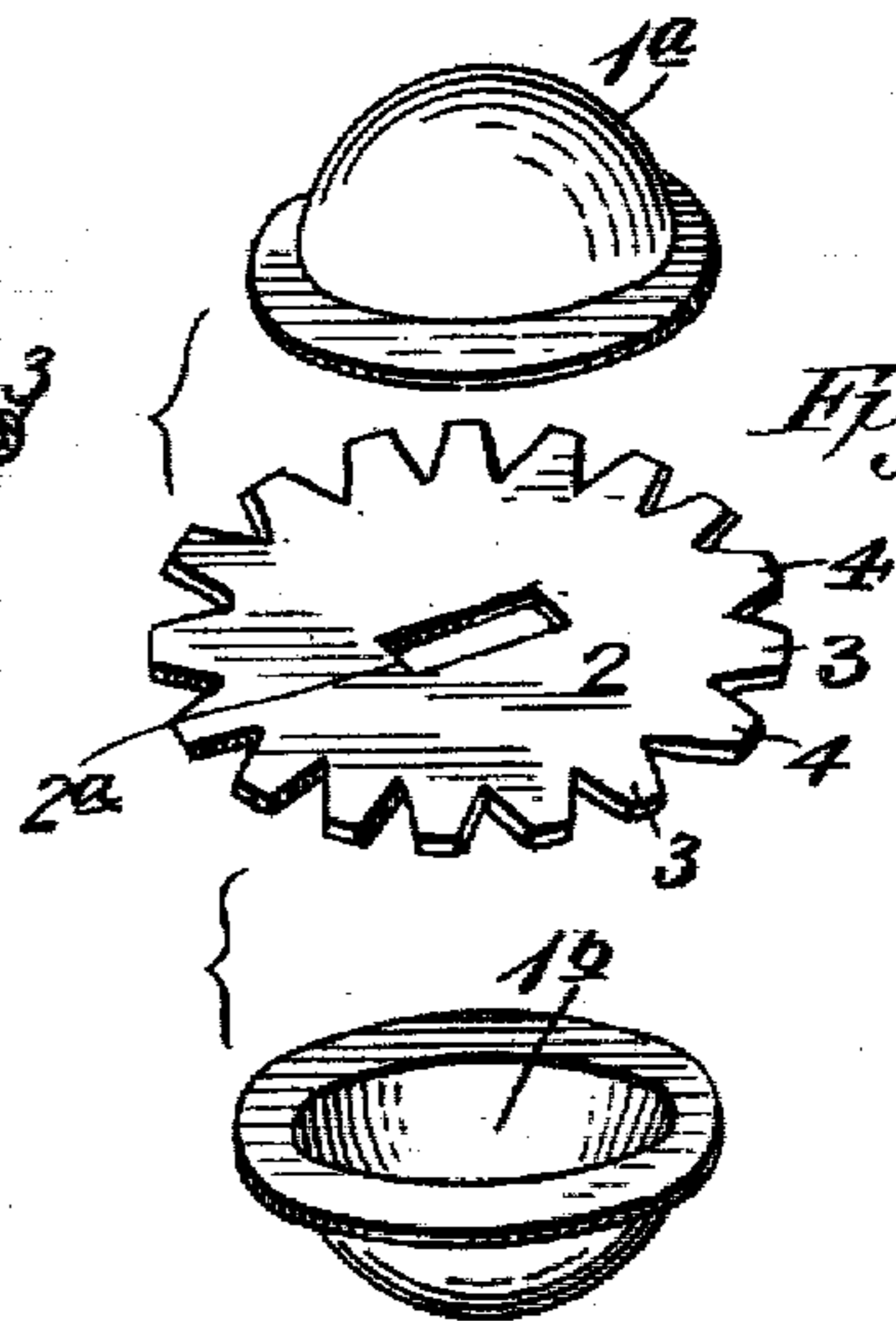


Fig. 4.



Inventor:

Louis S. Flatau,

Witnesses:

H. T. McQuinn.
J. H. Minter

By *L. S. Flatau*
Attorney

UNITED STATES PATENT OFFICE.

LOUIS SPENCER FLATAU, OF ST. LOUIS, MISSOURI, ASSIGNOR OF ONE-HALF TO GUSTAVE A. TEMPEL, OF ST. LOUIS, MISSOURI.

CAR-DOOR SEAL.

No. 828,729.

Specification of Letters Patent.

Patented Aug. 14, 1906.

Application filed June 23, 1905. Serial No. 266,635.

To all whom it may concern:

Be it known that I, LOUIS SPENCER FLATAU, a citizen of the United States, residing at St. Louis, State of Missouri, have invented
5 new and useful Improvements in Car-Door
Seals, of which the following is a specification.

My invention pertains to improvements in seals, especially for cars.

Objects of my invention are to provide for
10 guarding effectively against the accidental
or surreptitious tampering with the seal, and
accordingly the entering of the car, without
disclosing that fact and for carrying out these
objects in a simple and effective manner.

15 Said invention consists of certain structural
features substantially as hereinafter
fully disclosed and particularly specified.

In the accompanying drawings, illustrating
the preferred embodiment of my invention,
20 Fig. 1 is a perspective view thereof.
Fig. 2 is a broken vertical section of the
same. Fig. 3 is a detached perspective view
of the shackle member. Fig. 4 shows the
several constituent parts of the seal-body or
25 shell member all disassembled.

In the disclosure of my invention I construct
a hollow spherical member, forming
the body 1 of the seal, of two hemispheres or
sections 1^a 1^b, which are suitably flanged at
30 their meeting edges with the flanges effectively
joined, crimped, or seamed together in
any well-known way. One of these hemispheres
or sections 1^a has formed therein a preferably
rectangular or oblong slot 1^c.

35 A horizontal partition or diaphragm 2,
having a central rectangular slot 2^a, whose
function will be seen later, has numerous
flange extensions 3 4, which are bent so as to
alternately overlap and underlap the hemi-
40 spherical sections 1^a 1^b and clamped thereon
for effecting the conjoint securing together of
all these parts.

A shackle member 5 of preferably metal
strap form is adapted to be bent upon
45 itself with its thus-folded or brought-to-
gether end portions struck or punched up
with outstanding lateral lips or lugs 6, which
are of a springy character and which will be
again later referred to.

50 It will be noted that with the folded or

bent-together end portions of the shackle
member 5 inserted through the slot 1^c in the
spherical member 1 and through the slot 2^a
of the diaphragm or partition 2 the lips or
lugs 6 of said shackle member will spring 55
into their normal deflected position beyond
and bear upon said partition, and thus provide
for securing or locking the shackle
member in place within said spherical member.
Also it is apparent that said lips or lugs 60
will be removed remotely from the entrance
opening or slot 1^c of the spherical member,
and thus evade being tampered with by any
improvised means. Also it is further noted
that, as shown in Fig. 2, with the ends of the 65
shackle member 5 practically in contact with
the spherical member and the lips or lugs 6
engaging the partition or diaphragm 2, it
would be a matter beyond possibility to
manipulate in any conceivable way the 70
shackle member so as to dislodge or withdraw
it from the latter.

I claim—

1. A contrivance of the character described,
comprising a hollow body or member 75
constituted of sections with a subdividing
partition or diaphragm therebetween, a
shackle member or strap folded upon itself
and having its thus-brought-together end
portions equipped each with a single opposi- 80
tely-deflected lug standing back to back,
said hollow member or body having a common
entrance opening or slot for the insertion
of said folded-together shackle-member
end portions, said diaphragm also having an 85
opening for the passage therethrough of said
shackle member or strap and forming a retaining
means for said shackle member or strap
in connection with said deflected lugs.

2. A contrivance of the character de- 90
scribed, comprising a hollow body or shell
formed of shell-sections having meeting horizontal
flanges at their perimeters, and a partition
or diaphragm, having numerous lug
extensions at its edge alternately overlapping 95
and underlapping said flanges, and a shackle
member or strap folded or looped upon itself
and having its thus-folded-together end portions
equipped with oppositely-deflected
lugs standing back to back, said hollow body 100

or shell having a common entrance-slot for
the passage of said folded-together shackle-
member end portions, said diaphragm also
having an opening for the passage there-
5 through of said shackle member or strap and
forming, in connection with said deflected
lugs, the retaining means for said shackle.

In testimony whereof I affix my signature
in presence of two subscribing witnesses

LOUIS SPENCER FLATAU.

Witnesses:

B. J. BUSS,

J. S. CARPREW.