

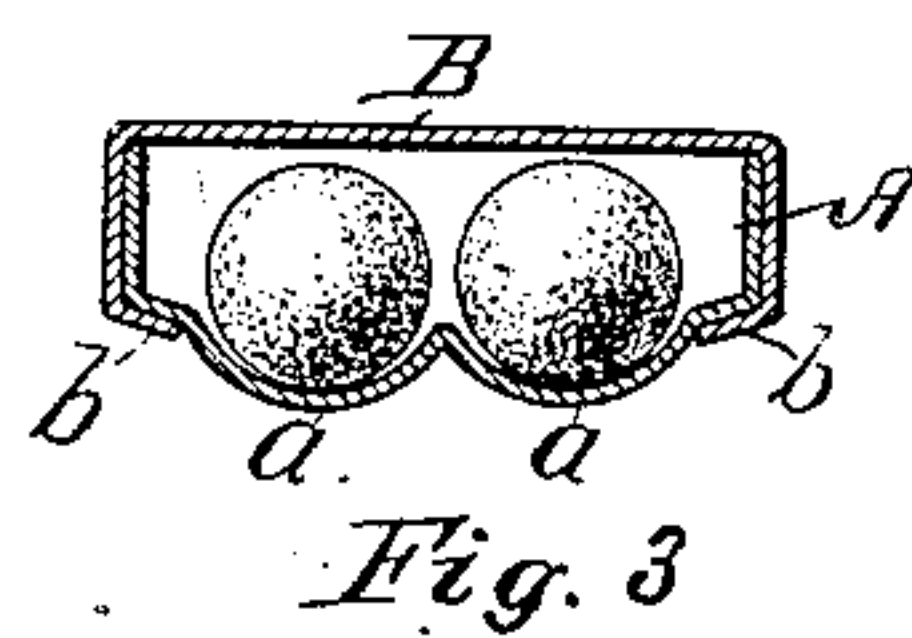
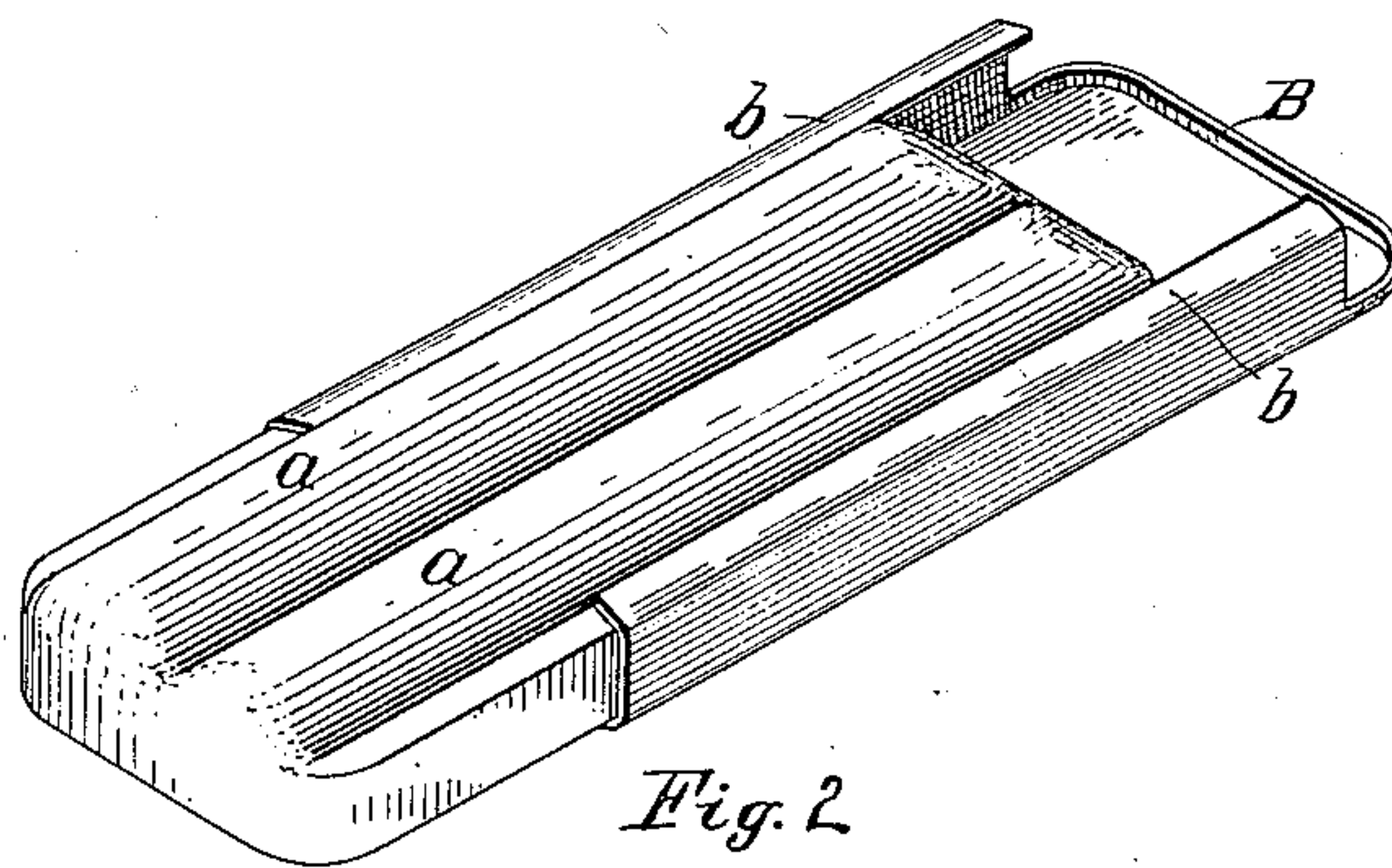
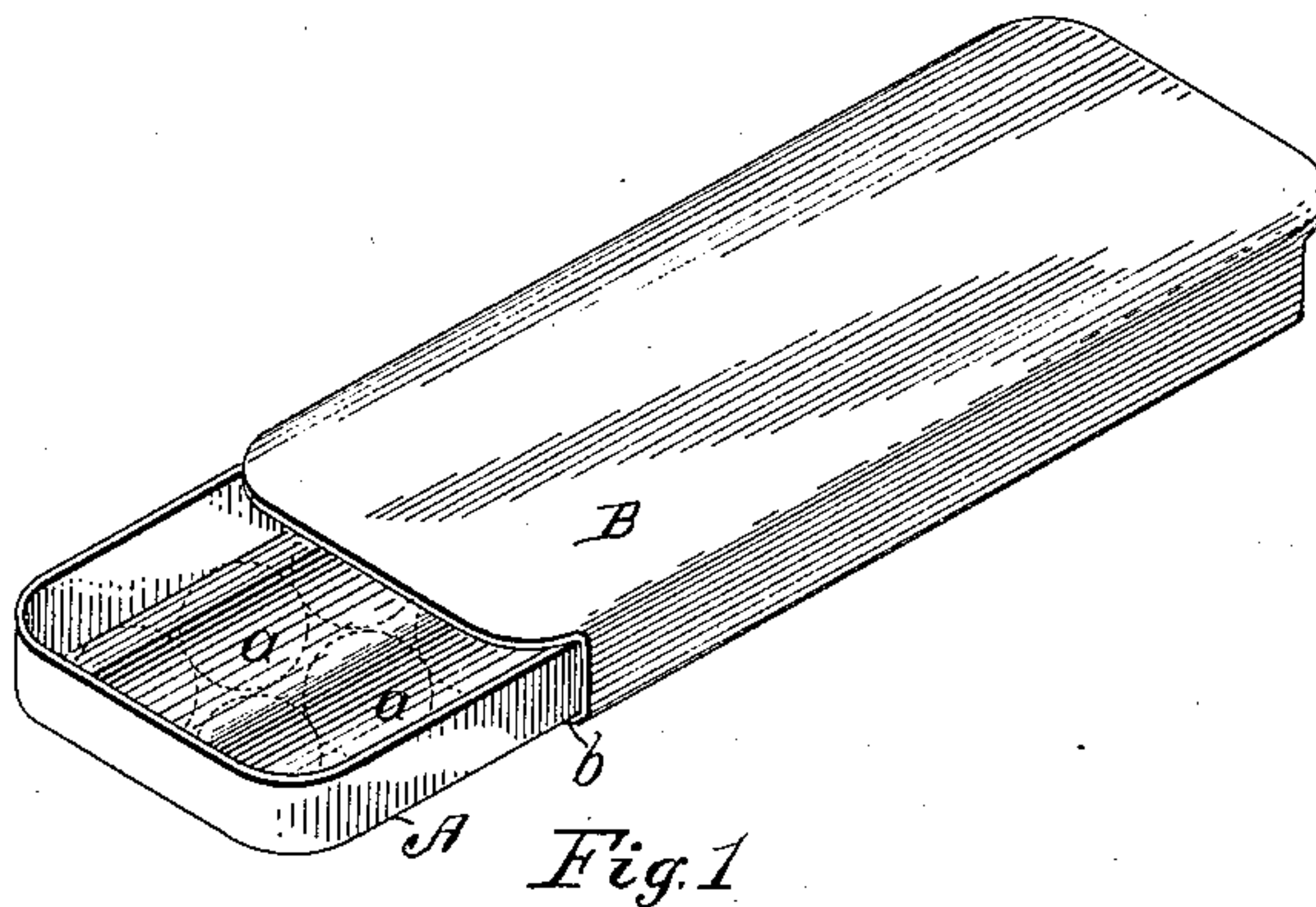
No. 828,151.

PATENTED AUG. 7, 1906.

F. L. UPJOHN.

BOX.

APPLICATION FILED JULY 11, 1904.



Witnesses:

Otis A. Earl
Ethel A. Teller

Inventor,

Fredrick Lawrence Upjohn
By Fred L. Chappell
Att'y.

UNITED STATES PATENT OFFICE.

FREDRICK LAWRENCE UPJOHN, OF NEW YORK, N. Y., ASSIGNOR TO THE
UPJOHN COMPANY, OF KALAMAZOO, MICHIGAN.

BOX.

No. 828,151.

Specification of Letters Patent.

Patented Aug. 7, 1906.

Application filed July 11, 1904. Serial No. 216,091.

To all whom it may concern:

Be it known that I, FREDRICK LAWRENCE UPJOHN, a citizen of the United States, residing in the city of New York, county of New York, State of New York, have invented certain new and useful Improvements in Boxes, of which the following is a specification.

This invention relates to improvements in boxes.

10 It relates particularly to improvements in slide-boxes for pills.

In using the common construction of slide boxes or receptacles for pills the pills are frequently wedged together and crushed or ruptured or the coating ground off in opening and closing the boxes. This is particularly true of friable pills.

20 It is the object of this invention to provide an improved slide-box for pills which may be repeatedly opened and closed without liability of crushing, rupturing, or grinding off the coating, in which the pills are at the same time readily accessible.

25 Further objects and objects relating to structural details will definitely appear from the detailed description to follow.

I accomplish the objects of my invention by the devices and means described in the following specification.

30 The invention is clearly defined, and pointed out in the claim.

35 A structure embodying the features of my invention is clearly illustrated in the accompanying drawings, forming a part of this specification, in which—

40 Figure 1 is a perspective view of my improved box partially open, the pills being indicated in position therein by dotted lines. Fig. 2 is a perspective view of the box shown in Fig. 1 in an inverted position. Fig. 3 is a transverse sectional view of my improved box, illustrated with the pills in position therein.

45 In the drawings similar letters of reference refer to similar parts throughout the several views.

50 Referring to the drawings, A is the body or receptacle portion, and B the cover portion, of my improved box. The sides of the cover portion embrace the sides of the receptacle or body portion and are turned inwardly at their lower edges to engage the bottom of the

body, thereby retaining the parts slidably together. (See Fig. 2.)

The bottom of the receptacle A is corrugated longitudinally to form longitudinal troughs *a* for the pills. These troughs are of such size as to permit the pills to rest in the bottom thereof in a single row and keep them out of contact with the pills in the adjacent troughs when the cover is closed. In closing the cover, as the pills are supported in rows, the pills of one row being entirely out of contact with the pills of the adjacent row, there is no possibility of the same wedging, thereby grinding or crushing the same. All the pills in the box are readily accessible, as they are free to run to one end when the box is open.

My improved box may be opened and closed as frequently as desired without liability of rupturing or grinding the coating from the pills, although the same may be quite friable.

I have illustrated a box having two troughs or corrugations therein, although it is evident that their number may be varied as desired.

My improved box is also a very desirable display-box for pills, as the pills are of necessity arranged therein in a neat and attractive manner.

Having thus described my invention, what I claim as new, and desire to secure by Letters Patent, is—

A box consisting of a body portion having longitudinal parallel troughs therein formed by depressing portions of the bottom thereof, each trough being adapted to contain a single row of pills, said troughs being spaced to hold the pills in adjacent troughs out of contact, and a sliding cover, the sides of which embrace the sides of the body portion and are provided with inwardly-turned flanges which engage the bottom of the said body, said flanges being so arranged that their edges lie close to the outer troughs and are protected thereby.

In witness whereof I have hereunto set my hand and seal in the presence of two witnesses.

FREDRICK LAWRENCE UPJOHN. [L. s.]

Witnesses:

C. B. REKEY,

O. B. HACHENBERGER.