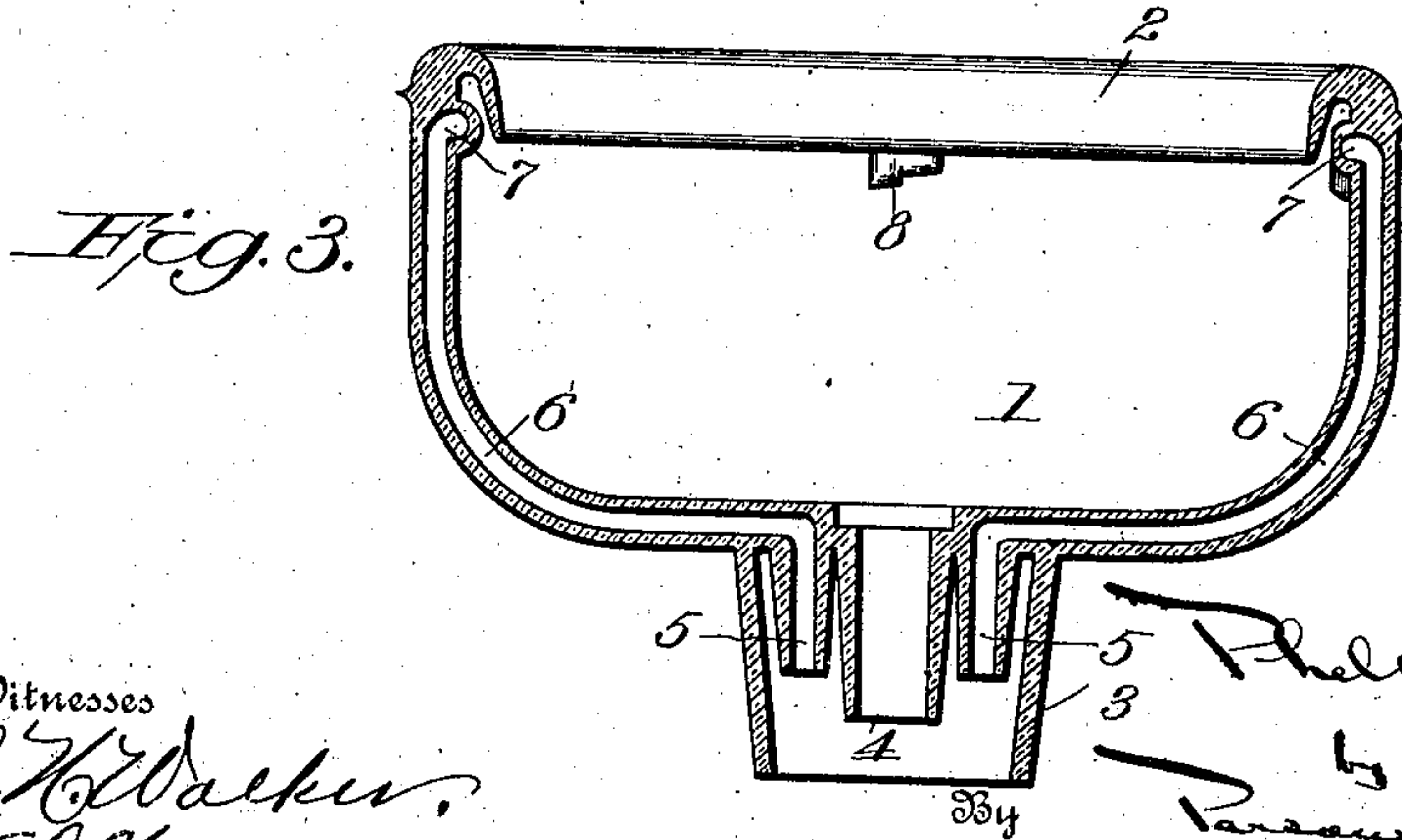
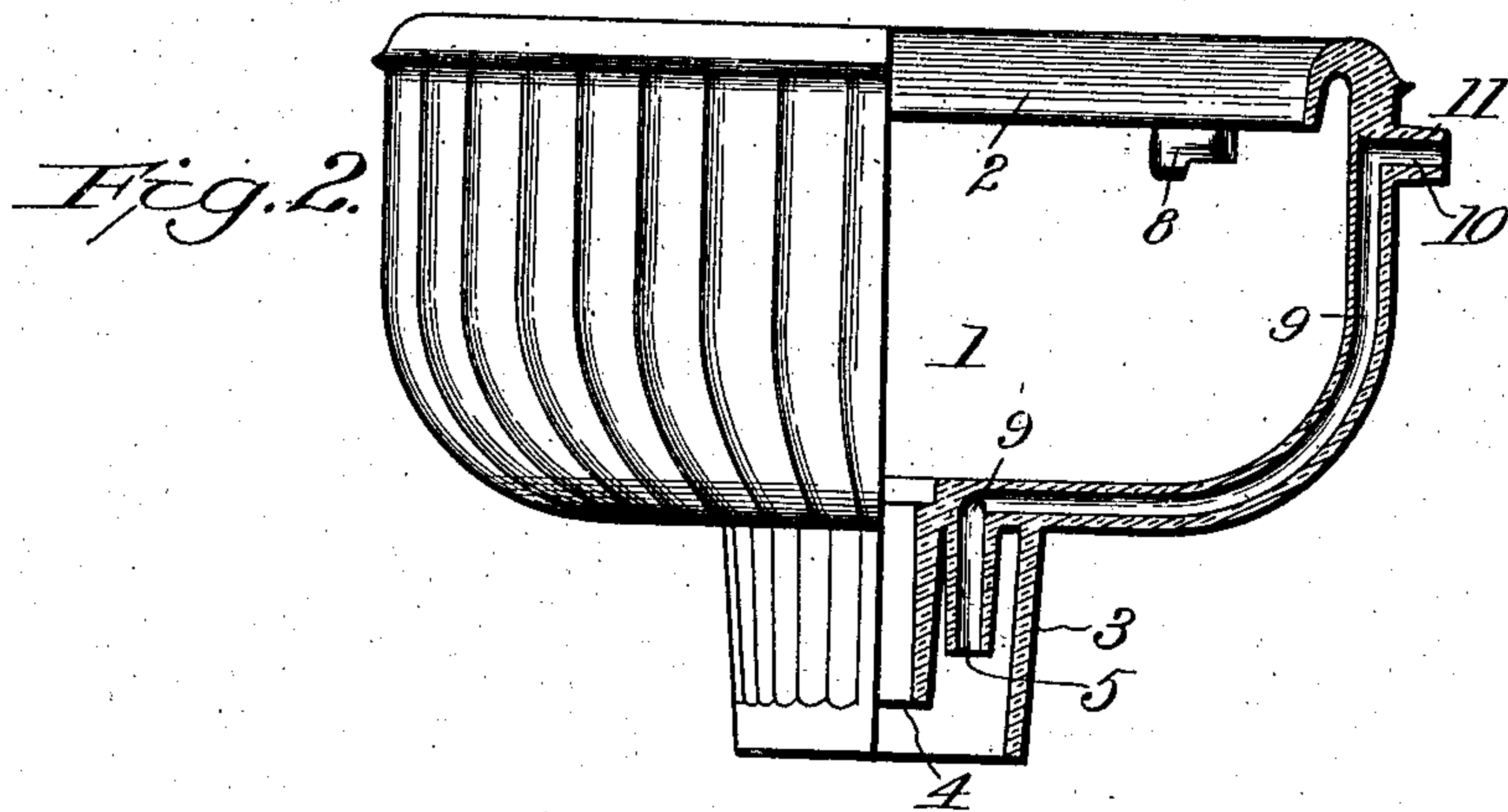
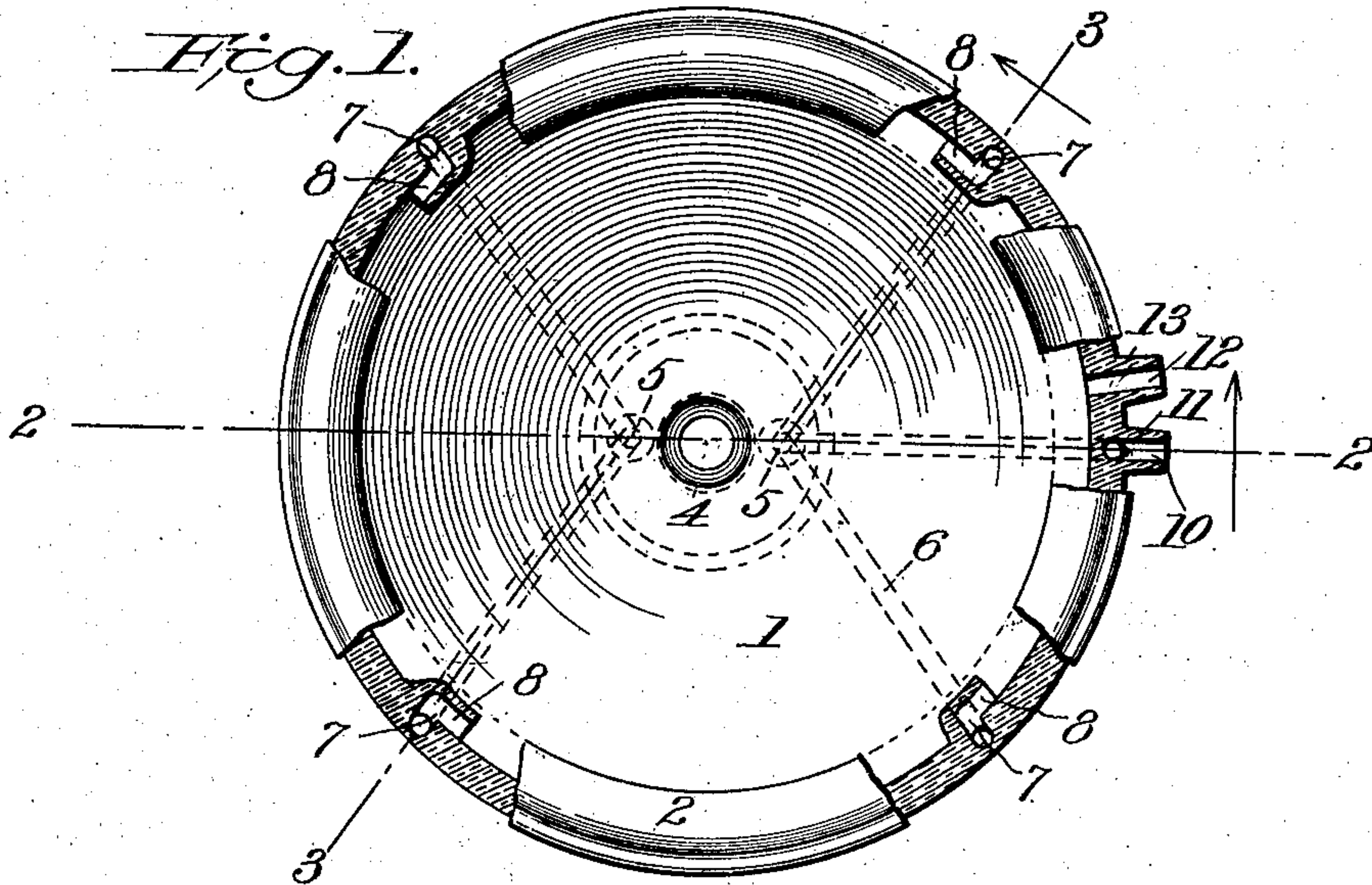


No. 827,228.

PATENTED JULY 31, 1906.

P. M. FREER.
CUSPIDOR OR SPITTOON.
APPLICATION FILED SEPT. 26, 1905.



Witnesses
C. H. Walker.
W. S. Woody.

Inventor
P. M. Freer
By
Ransom & Bunch
James W. Bevan
Attorneys

UNITED STATES PATENT OFFICE.

PHELPS M. FREER, OF AKRON, OHIO.

CUSPIDOR OR SPITTOON.

No. 827,228.

Specification of Letters Patent.

Patented July 31, 1906.

Application filed September 26, 1905. Serial No. 280,157.

To all whom it may concern:

Be it known that I, PHELPS M. FREER, a citizen of the United States, residing at Akron, in the county of Summit and State of Ohio, have invented certain new and useful Improvements in Cuspidors or Spittoons, of which the following is a specification.

This invention relates to improvements in cuspidors or spittoons, and the object is to provide an improved construction in which the water is so discharged as to thoroughly cleanse the entire interior of the bowl and in which pipes or fittings for conducting the water to the discharge or to the saliva-ejector in the case of a dental cuspidor are dispensed with. I accomplish these results by constructing the bowl of the cuspidor substantially as hereinafter fully described, particularly pointed out in the claims, and clearly illustrated by the accompanying drawings, in which—

Figure 1 is a top plan view, partly in section, of a bowl constructed in accordance with my invention; Fig. 2, a view partly in side elevation and partly in section, the section being taken on the line 2 2 of Fig. 1; Fig. 3, a vertical section on the line 3 3 of Fig. 1.

Referring now more particularly to the drawings, 1 designates the bowl having its upper end open and formed with a downwardly-extending flange 2, which extends around the interior thereof and serves to prevent splashing of the water therefrom.

The bowl is formed centrally with a neck or collar 3, surrounding the inlet and drain connections. This collar serves to protect the said connections and also serves to form means for readily holding the bowl in position in the bracket by which it is attached to the dental chair. Depending centrally in the collar or neck 3 is a drain connection or nipple 4, communicating with the bottom of the bowl by means of an outlet formed therein. The drain-pipe is connected to this nipple 4, the latter being formed tapering, so that the pipe may be fitted thereon. Depending within the collar 3 and disposed on opposite sides of the nipple 4 are the water-inlet connections 5, which communicate by passages 6, formed in the wall of the bowl with discharges 7, disposed about the interior of the bowl in close proximity to the flange 2. At each discharge-opening 7 a mouth 8 is formed, arranged to deflect the water and discharge the same horizontally. The inlet connections or nipples 5 are connected with a source of water-supply by suitable pipes which are

inserted thereon, the nipples being tapered to receive the pipes. In the case of a dental cuspidor or spittoon one of the connections or nipples also communicates with a passage 9, formed in the wall of the bowl, which passage communicates at its opposite end with the exterior of the bowl by an outlet 10, which is provided with a nipple or connection 11, to which the pipe from a saliva-ejector is attached.

Formed near the outlet 10 is an inlet 12, communicating with a nipple or connection 13, formed upon the exterior of the bowl for connection with the pipe of the saliva-ejector. The water passing through passage 9 into the saliva-ejector and back through inlet 12 into the bowl produces a suction, as in the ordinary construction of dental fountain, causing the saliva to flow therethrough into the bowl.

By discharging the water which flushes the bowl at points near the upper edge thereof its entire interior is thoroughly flushed by the flowing water. Also by forming the bowl with the passages and connections or nipples as herein described separate pipes for conveying the water are dispensed with, thereby producing a less expensive cuspidor and also one which is neater in appearance and not complicated in its construction.

It will thus be seen that I have provided a simple and effective cuspidor or spittoon for use by dentists or physicians or in hotels, residences, billiard-rooms, and the like, the same being thoroughly flushed by water and the supply-passages being entirely within the bowl, thereby doing away with outside pipes or appliances.

Having thus fully described my invention, what I claim as new, and desire to secure by Letters Patent of the United States, is—

1. In a cuspidor or spittoon, a bowl formed with a water-inlet and a discharge, a passage connecting said inlet and discharge formed in the wall of the bowl, a water-outlet, nipples, or connections formed on said inlet and outlet for the attachment of pipes thereto, and a collar or neck surrounding said nipples.

2. In a dental cuspidor or spittoon, a bowl formed with a water-inlet and a discharge, a connection for a saliva-ejector pipe, and passages formed in the wall of the bowl connecting said water-inlet with the discharge and the saliva-pipe connection, said bowl formed with an inlet for connection with the saliva-ejector.

3. As a new article of manufacture, a bowl

for dental cuspidors, formed at its upper edge with an inturned flange, a discharge-opening located in close proximity to the said flange, a water-inlet opening, a passage connecting said inlet with the discharge formed in the wall of the bowl, a drain-opening formed in the bottom of the bowl, nipples depending from the under side of said bowl at said water-inlet and drain-openings for the attachment of pipes, a collar or neck depending from the under side of the bowl, and surrounding said nipples, a connection for a saliva-pipe, a passage formed in the wall of the bowl communicating with said water-inlet and saliva-pipe connection and an inlet formed in the bowl for connection with the saliva-ejector.

4. A bowl for dental cuspidors or spittoons comprising a body portion formed with

a drain-opening and a water-inlet in its bottom wall, nipples depending from said body portion at said drain-opening and water-inlet for the attachment of pipes, a neck depending from said body portion and surrounding said nipples, a water-discharge and an outlet-opening for connection with a saliva-ejector formed in the body of the bowl, water-passages formed in the wall of the bowl connecting said water-inlet and water-discharge and outlet-opening for the saliva-ejector, and a water-inlet formed in the body of the bowl for connection with the saliva-ejector.

In testimony whereof I affix my signature in presence of two witnesses.

PHELPS M. FREER.

Witnesses:

J. H. ADAMS,
F. M. ROOSE