

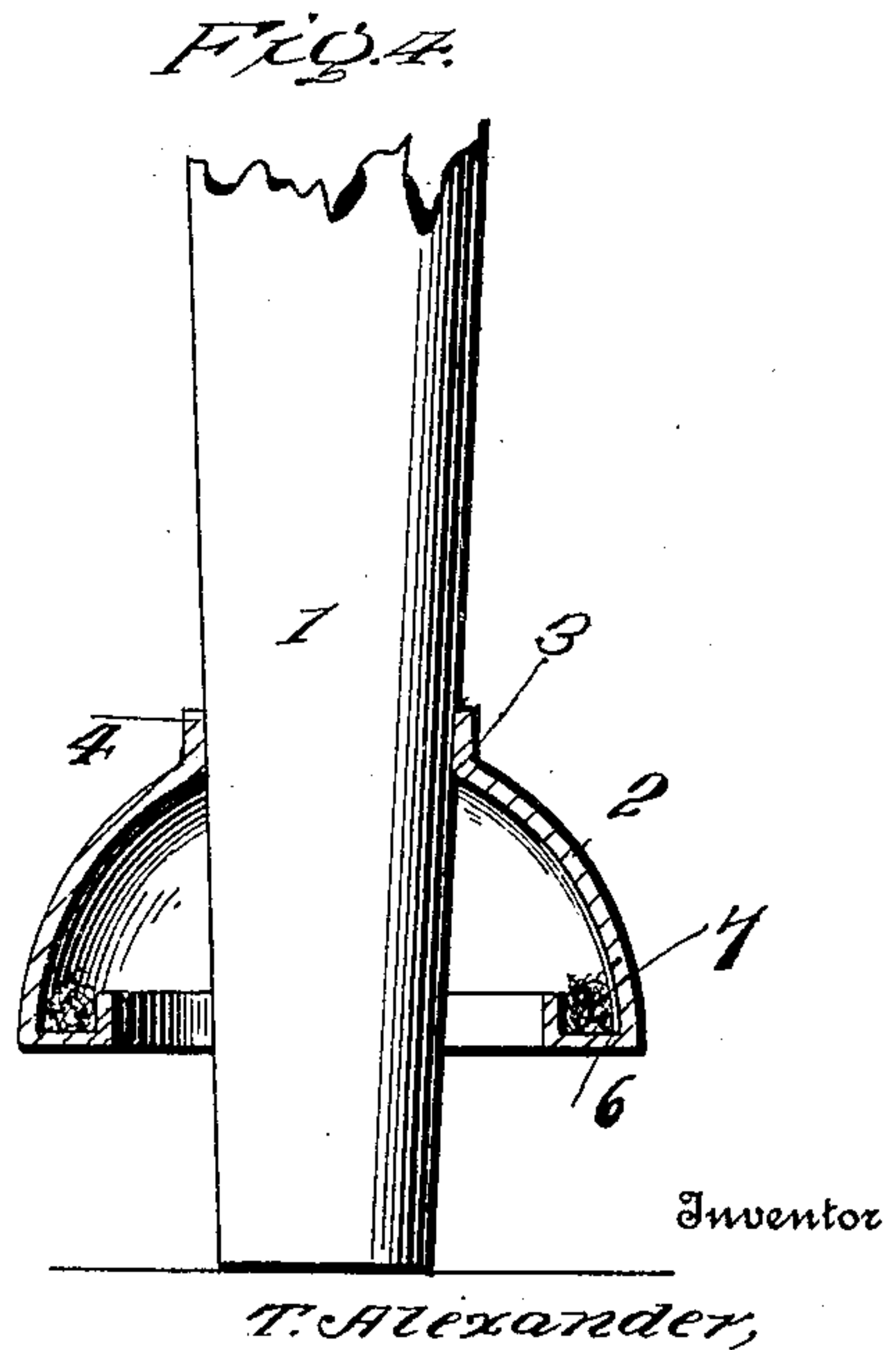
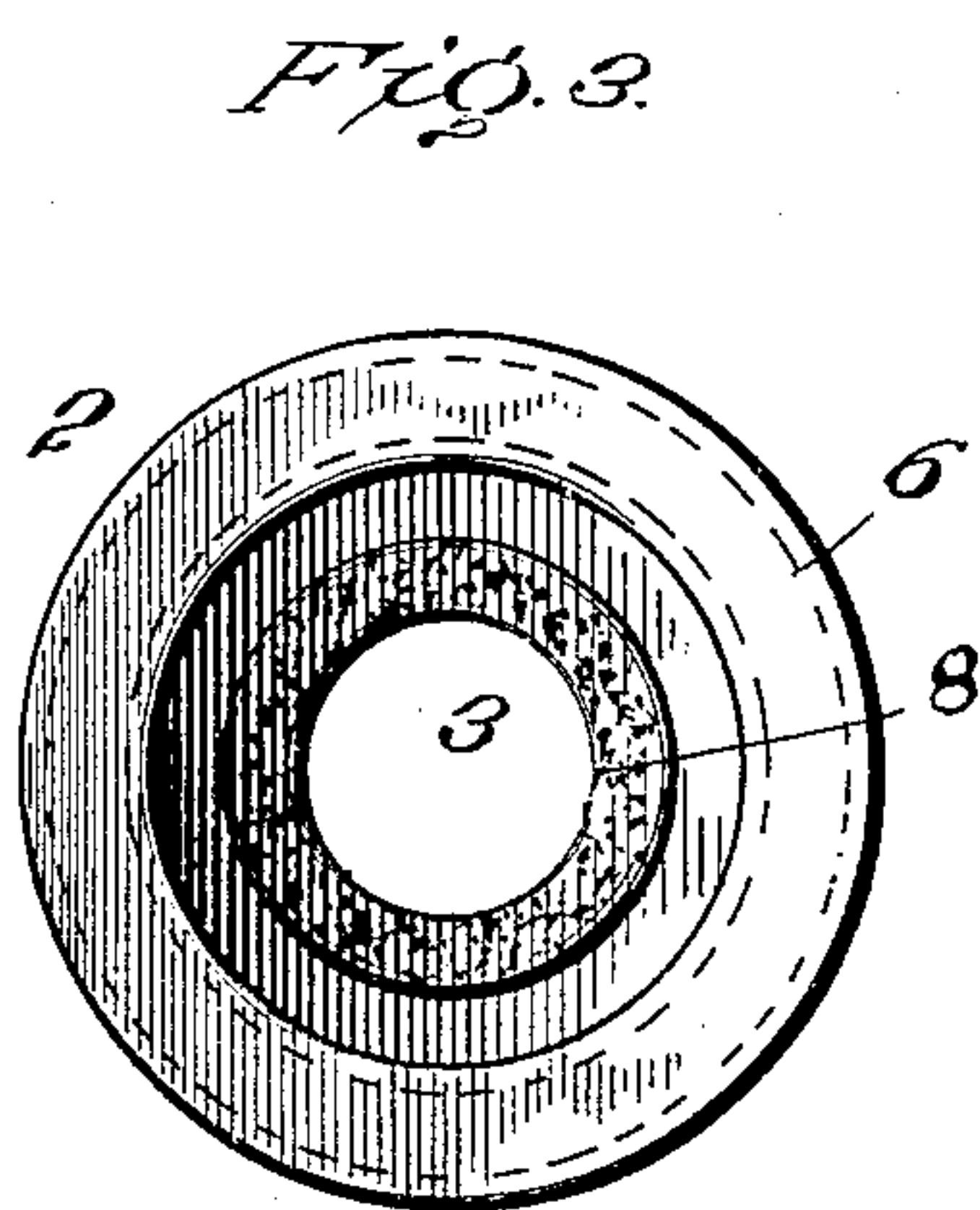
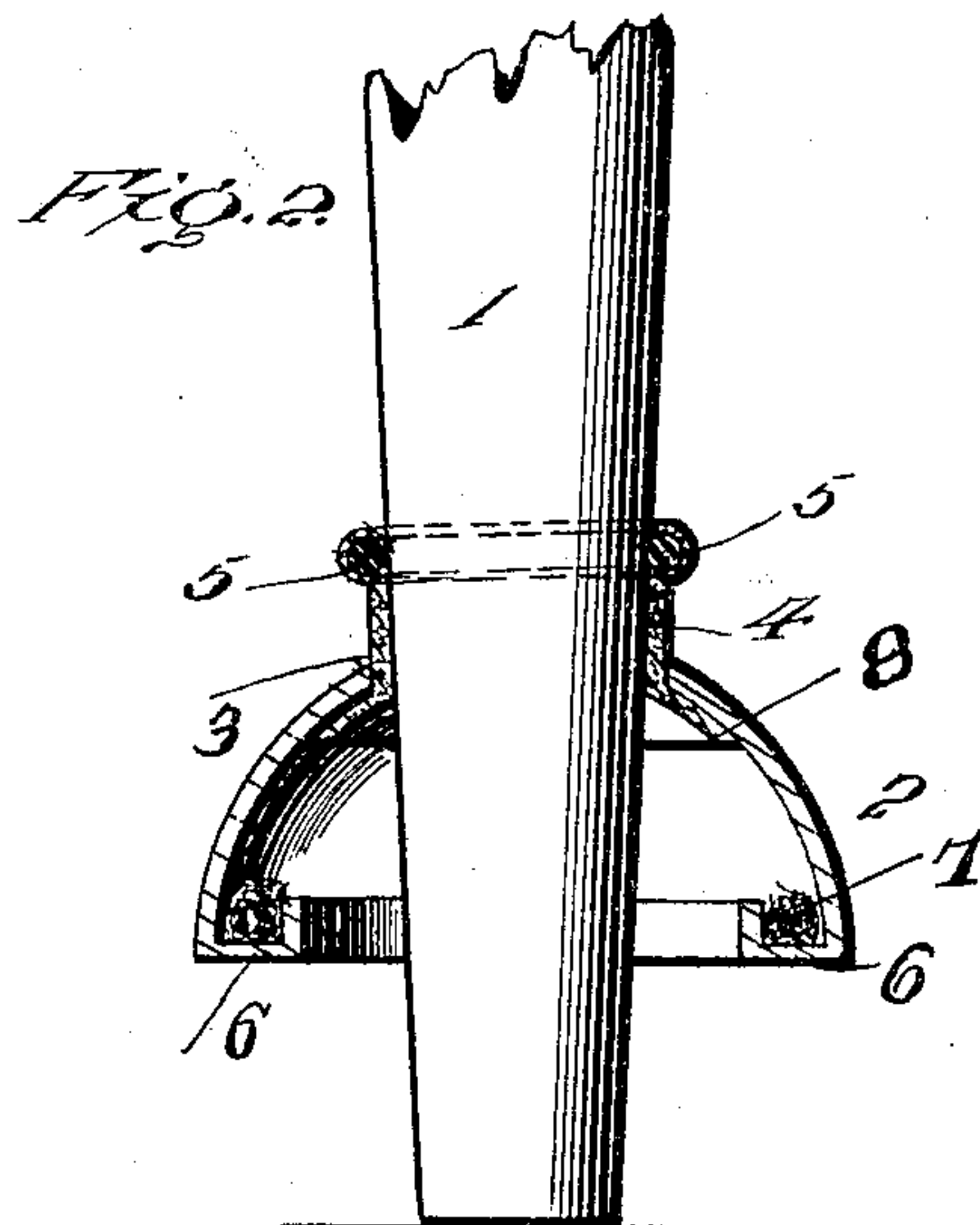
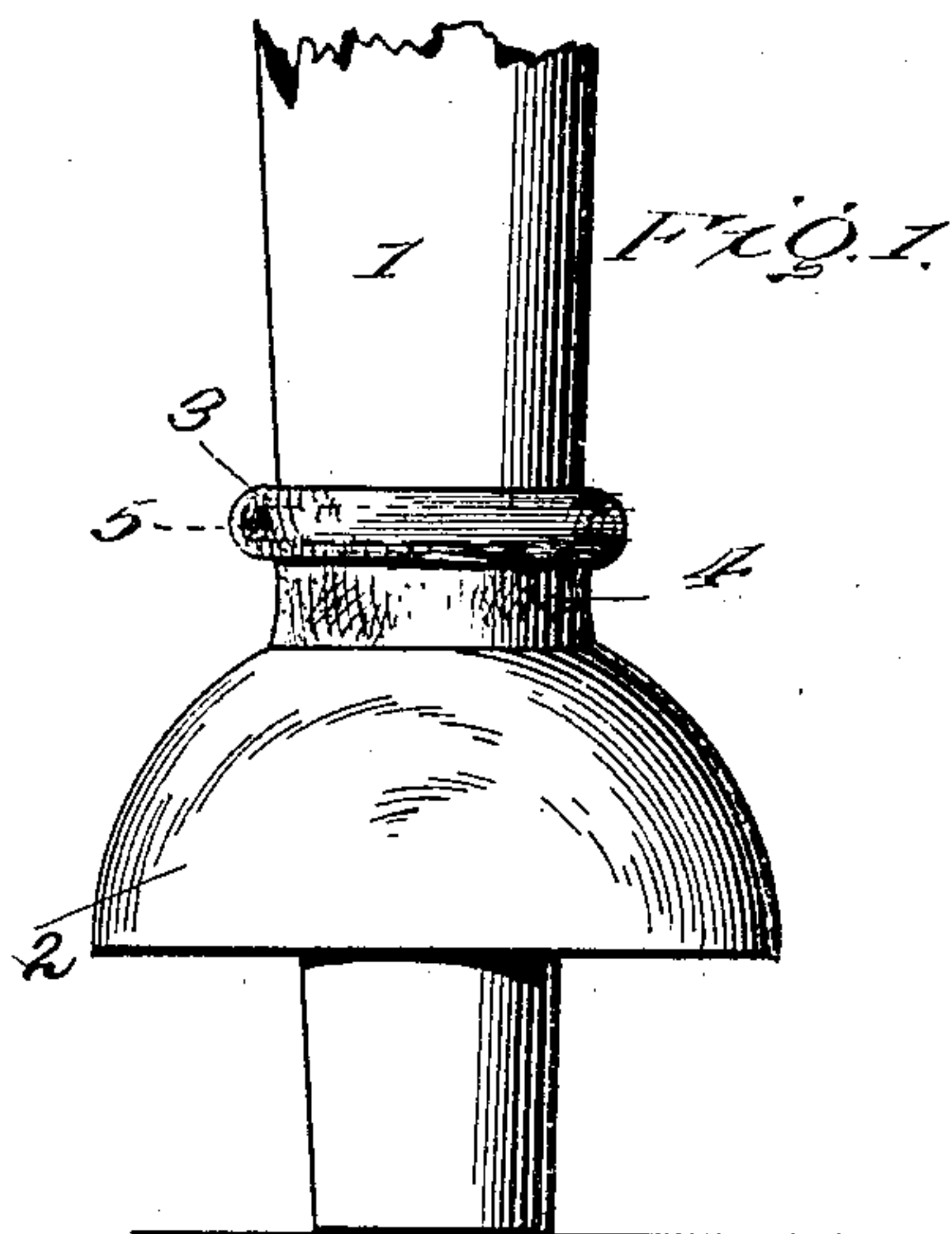
No. 824,272.

PATENTED JUNE 26, 1906.

T. ALEXANDER.

INSECTICIDE HOLDING ATTACHMENT FOR FURNITURE.

APPLICATION FILED AUG. 1, 1905.



Witnesses

W. N. Woodson
I. H. Johnston,

By

W. H. Racey, Attorneys.

UNITED STATES PATENT OFFICE.

TONY ALEXANDER, OF BROOKHAVEN, MISSISSIPPI.

INSECTICIDE-HOLDING ATTACHMENT FOR FURNITURE.

No. 824,272.

Specification of Letters Patent.

Patented June 26, 1906.

Application filed August 1, 1905. Serial No. 272,229.

To all whom it may concern:

Be it known that I, TONY ALEXANDER, a citizen of the United States, residing at Brookhaven, in the county of Lincoln and State of Mississippi, have invented certain new and useful Insecticide-Holding Attachments for Furniture, of which the following is a specification.

The invention, in common with devices of kindred nature, aims to protect provision-safes and furniture generally from the inroads of ants, cockroaches, and like insects which are destructive to food and otherwise objectionable.

The invention consists, essentially, of a protector of approximately bell form, having an inner trough at its lower end to receive an insecticide and having its upper end apertured to receive the leg or other form of support of the safe, bed, or other article of which said leg forms a part.

The invention further consists of the novel features and the details of construction, which hereinafter will be more fully described and claimed, and shown in the accompanying drawings, in which—

Figure 1 is a detail view in elevation of a protector embodying the invention, showing it applied to a leg or support. Fig. 2 is a view of the parts illustrated in Fig. 1, showing the protector in vertical central section. Fig. 3 is a view of the protector inverted or as it appears when seen from the lower end. Fig. 4 is a view similar to Fig. 2 of a modification.

Corresponding and like parts are referred to in the following description and indicated in all the views of the drawings by the same reference characters.

The numeral 1 designates a leg or support of a provision-safe or other article to be equipped with a protector constructed in accordance with the invention. The protector 2 is approximately of bell form and is provided at its upper end with a centrally-disposed opening 3 to receive the leg or support 1. A trough 6 is provided at the lower end of the protector and extends inward and is adapted to receive an insecticide, such as commonly employed in connection with devices of this character.

In the event of a liquid, such as kerosene, being employed it is preferred to utilize an absorbent 7, which may consist of waste cotton or sponge placed in the trough 6 and saturated with the liquid insecticide. The

trough 6 is preferably an integral part of the protector and is housed thereby in the position indicated. A band 4 surrounds the opening 3 and projects outward from the protector to form a collar which is adapted to embrace the sides of the leg or support 1 with sufficient frictional engagement to retain the protector in position. The band or collar 4 may be an integral part of the protector, as indicated in Fig. 4, or may be separate therefrom, as shown in the remaining figures, the latter construction being preferred, since it admits of a wider range of application of the protector because when said band or collar is constructed of rubber it is adapted to stretch and pass over enlarged portions of a leg or support and again contract so as to hold the protector in any desired position.

The collar or band 4 is preferably of rubber and is provided at one end with an outer flange 8 to underlap the upper portion of the protector adjacent to the opening 3 and support said protector. A rib or reinforcement 5 is provided at the opposite end of the collar or band 4 to strengthen the same and supply convenient means for the hand to obtain a purchase upon when drawing the protector upon the leg or support 1 or when it is required to remove said protector from the said leg. The reinforcement 5 prevents splitting of the collar or band when the latter is subjected to a high tension, as when stretched to encircle a leg or support 1 of greater diameter than the normal diameter of the said collar or band. The outer flange 8 conforms to the outline of the inner wall of the protector, so as to maintain a close fit and exclude dust and present a neat appearance. The elastic collar or band provides a flexible connection between the protector and the leg or support 1 and insures the protector occupying a given position. Should the protector receive a blow or knock, it will yield by reason of the flexible connection and will return to normal position by said flexible connection, regaining itself when recovering from the effect of the blow or other disturbing influence. In this respect the flexible connection is superior to the rigid connection shown in Fig. 4, because a protector of the latter construction being moved from a normal position by means of a blow or knock will remain in the abnormal position until readjusted. The flexible or elastic connection provides for automatic readjustment or resetting of the protector when disturbed or

moved from a given position by reason of a knock or other disturbing force.

Having thus described the invention, what is claimed as new is—

5 1. A protector for provision-safes, articles of furniture and the like, of approximately bell form provided at one end with an inner trough to receive an insecticide and having a centrally-disposed opening at the other end
10 surrounded by a band and adapted to receive the leg or other support to which the protector may be fitted.

2. A protector comprising a body of approximately bell form constructed of rigid
15 material, having an inner trough at one end and a central opening at the opposite end, and having a flexible or elastic connection surrounding said opening and projected in line therefrom to serve as securing means for
20 attaching the device to the support to which it may be fitted and to hold it in normal position.

3. A protector of the character described provided at its lower end with an inner
25 trough to receive an insecticide and having a centrally-disposed opening at its upper end, and a flexible or elastic band or collar surrounding said opening and extended therefrom and serving as attaching means and an
30 automatic readjuster to maintain the protector in normal position.

4. A protector of the character set forth having a centrally-disposed opening at one end, and a flexible collar passed through said
35 opening and having an outer flange to underlap the protector and form a support therefor, said flexible collar constituting attaching

means for securing the protector to a leg or other support.

5. A protector of the character specified
40 having an opening to receive the leg or support of the article to which the protector may be applied, said protector having a flexible collar projected therefrom in line with said opening and terminating in an outer bead or
45 reinforcement.

6. In combination, a protector of approximately bell form having an inner trough at one end and an opening at the opposite end to receive a support, and a flexible band in-
50 serted in the opening of the protector and provided at one end with an outer flange to underlap the portion of the protector bordering upon the opening thereof and form a support for said protector, and having an outer
55 bead or reinforcement at its opposite end.

7. The herein-described protector for the purposes set forth, the same comprising a body of approximately bell form having an
60 inner trough at its lower end to receive an insecticide and having a centrally-disposed opening at its upper end and a flexible band passed through the opening of the protector and having an outer flange at its lower end to underlap and form a support for the pro-
65 tector, and having an outer rib or reinforcement at its upper end.

In testimony whereof I affix my signature in presence of two witnesses.

TONY ALEXANDER. [L. s.]

Witnesses:

EDGAR M. CAHN,
S. S. PRENTISS.