

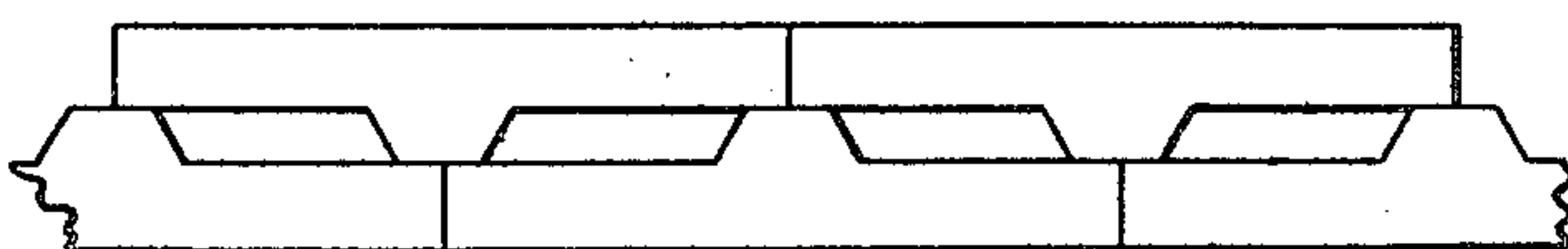
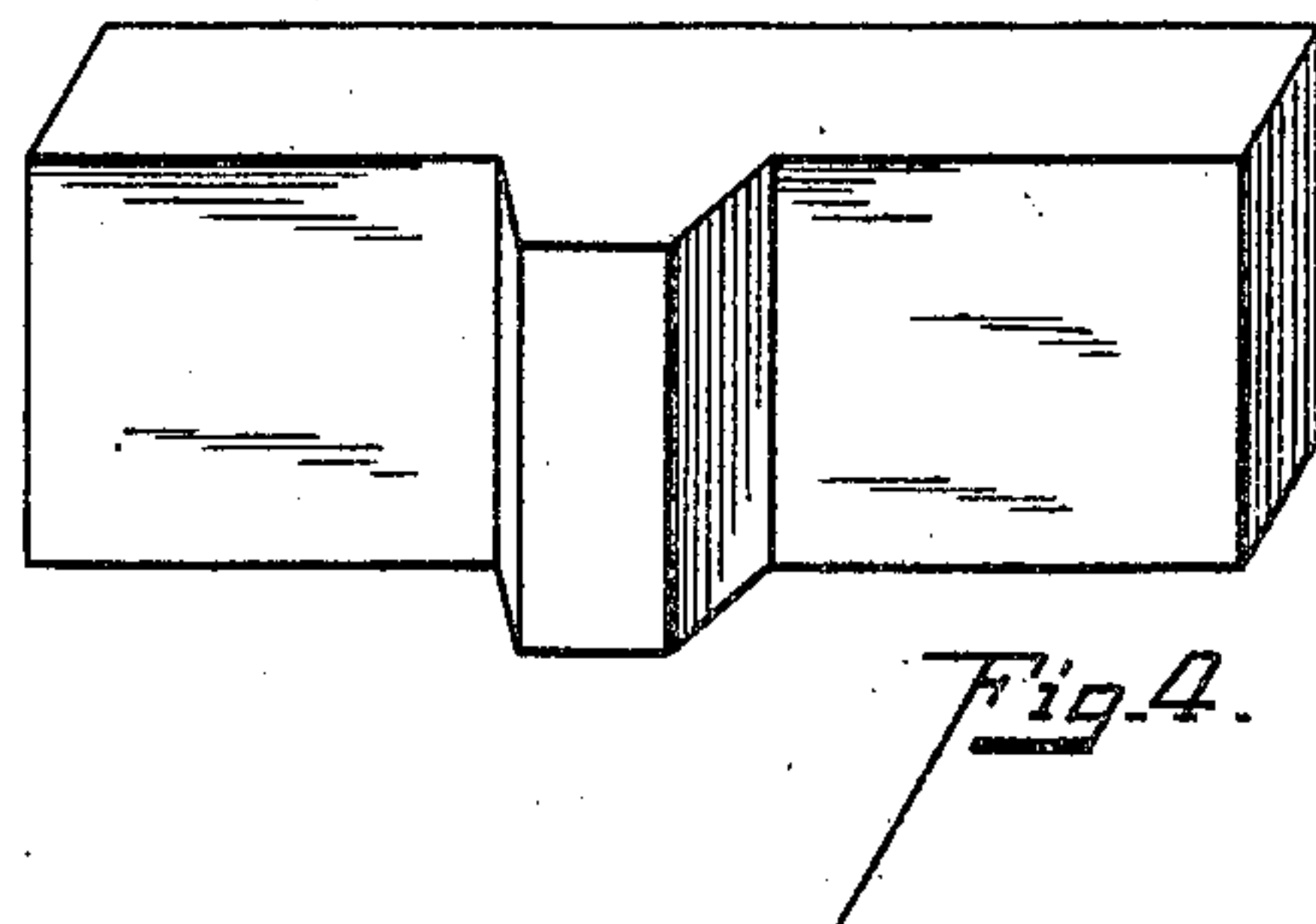
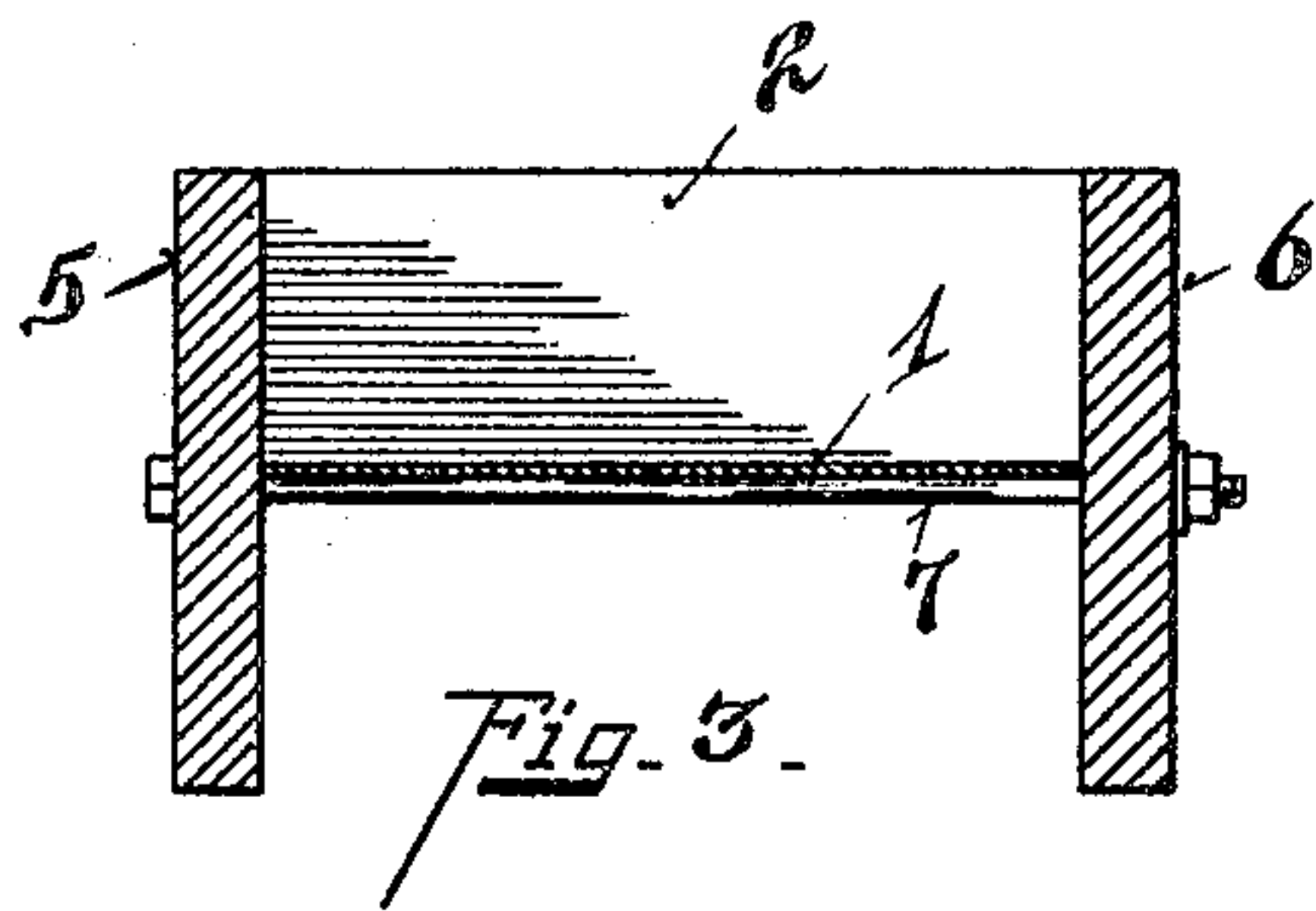
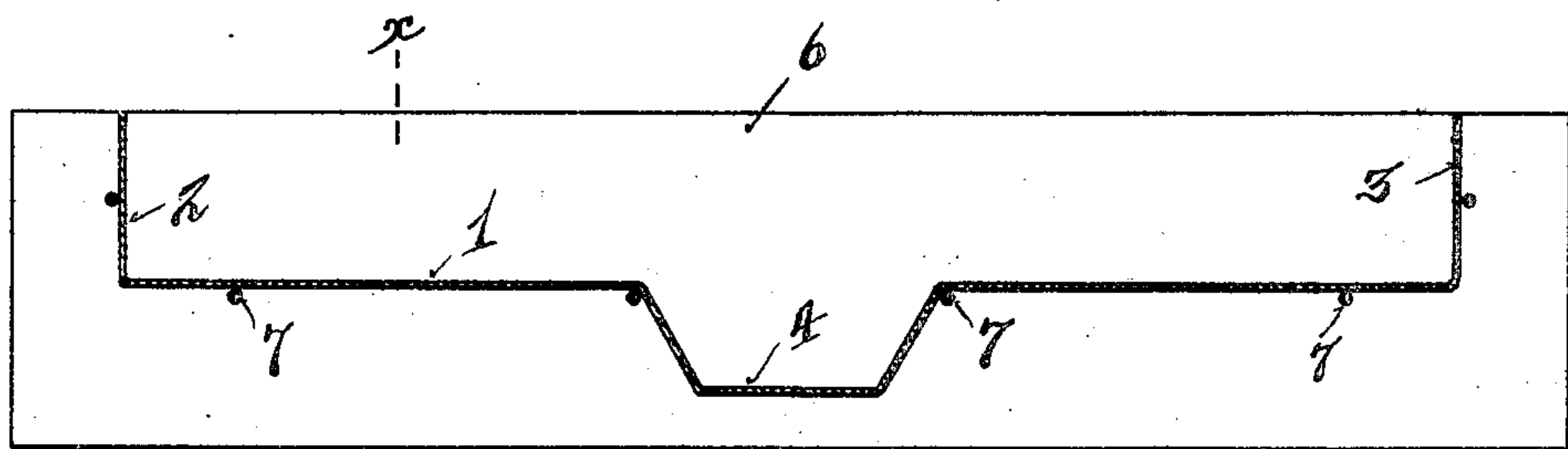
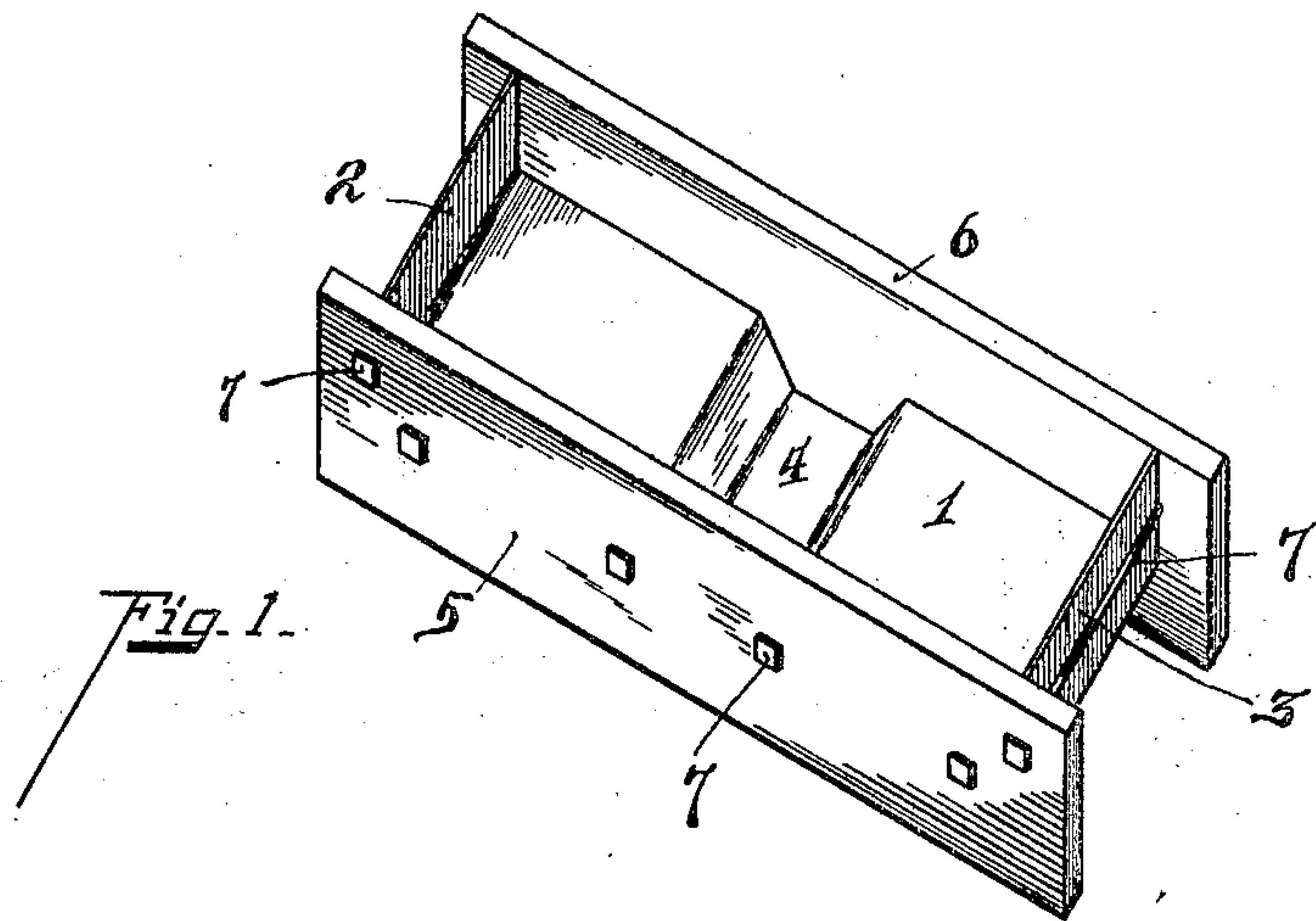
No. 822,524.

PATENTED JUNE 5, 1906.

O. B. KAISER.

MEANS FOR MAKING ARTIFICIAL BUILDING STONE.

APPLICATION FILED JAN. 24, 1906.



Witnesses

Lee Donnell  
Lurie Beck

Fig. 5. 334

Inventor

O. B. Kaiser  
Wood & Wood  
Attorneys



# UNITED STATES PATENT OFFICE.

OLIVER B. KAISER, OF NORWOOD, OHIO.

## MEANS FOR MAKING ARTIFICIAL BUILDING-STONE.

No. 822,524.

Specification of Letters Patent.

Patented June 5, 1906.

Application filed January 24, 1906. Serial No. 297,617.

*To all whom it may concern:*

Be it known that I, OLIVER B. KAISER, a citizen of the United States, residing at Norwood, in the county of Hamilton and State of Ohio, have invented certain new and useful Improvements in Means for Making Artificial Building-Stone, of which the following is a specification.

My invention relates to improved means for the manufacture of artificial building-stones made from sand and cement or like material.

One object of my invention is to provide apparatus for making artificial stone which shall be devoid of complicated and expensive machinery, thus providing for the quick, easy, and cheap production of building-stone.

Another object of my invention is to provide apparatus for making artificial building-stone of a liquid or semiliquid artificial-stone compound and in which the face of the stone can be troweled.

Another object of my invention is to provide apparatus for making artificial stone in which the face of the stone can be made true and symmetrical.

Another object of my invention is to provide the apparatus with means whereby the same can be easily detached for withdrawing the finished stone and, further, also enabling the same to be shipped knockdown.

Another object of my invention is to provide means for making artificial-stone blocks of such construction that when the blocks are set up in a wall a hollow construction will be formed.

The features of my invention are more fully set forth in the description of the accompanying drawings, forming a part of this specification, in which—

Figure 1 is a perspective view of my improved means for making artificial building-stone. Fig. 2 is an enlarged central vertical section of the same. Fig. 3 is a section on line *x x*, Fig. 2. Fig. 4 is a perspective view of a building-block formed by my apparatus. Fig. 5 is a top plan view of a number of blocks set up for wall construction.

Much has already been done in the manufacture of artificial-stone building-blocks in the matter of shape and in appliances for their construction. These appliances as a rule are chiefly for those desiring to engage in the manufacture of building-blocks and not for one to make building-blocks for his own

home and at his leisure, for it would be cheaper for one in such instance to purchase the manufactured block than to invest in such appliances.

With my improved means, which is in the nature of a mold, a building-block can be formed of a liquid or semiliquid compound and in which the face of the stone can be troweled, thereby rendering the same more impervious to moisture than a block made under the various known processes.

1 represents the base of the mold, preferably formed of sheet metal, having the upwardly-extended ends 2 3, forming the ends of the building-block. 4 represents a depression formed in said base with its walls preferably inclined, such base depression forming an extension to the body of the block, rendering possible the construction of a hollow building-wall. 5 6 represent side plates, preferably made of wood, adapted to form the side walls of the mold, one edge of said plates being in plane with the edges of the upwardly-extended ends 2 3 of the base 1. 7 represents bolts passing through the side plates 5 6 and adjacent to the outer surface of the base 1 and its upward extensions 2 3 for detachably securing the parts together and upon which the base rests, thereby permitting it to recede from its normal position when the mold is filled.

The side plates are preferably made larger than the depth of the base, thereby forming a substantial support, insuring alinement, and enabling the use of irregular-shaped base.

After the mold has been set up in the position shown in Fig. 1 the liquid or semiliquid compound is filled into the mold. The face of the block is trued and symmetrically alined to the edges of the side plates by passing a trowel or like instrument with one stroke along the edges of the side plates. Such operation is all that would be required in the production of blocks used for inside facing of a wall. Of course if a troweled finish is desired the same process as in finishing cement sidewalks must be pursued. After the block in the mold has set the nuts or thumb-screws of the bolts are loosened, releasing the side plates from the base, after which the block can be easily removed and the mold again set up for a second operation.

Having described my invention, I claim—

1. In a mold for making artificial stone, a base formed of a sheet of metal, provided



with upwardly-projecting ends, side plates detachably connected to said base, one edge of said side plates being in alinement with the edges of the base ends, and means for detachably connecting said base and side plates, substantially as described.

2. A mold for making artificial stone having a base formed of a sheet of metal provided with a central depression and upward extensions at each end, side plates detachably connected to said base, one edge of each of said side plates alined with the edges of the base extensions, and means for detachably connecting said base and side plates, substantially as described.

3. A mold for making artificial stone having a base formed of a sheet of metal provided with a central depression and upward extensions at each end, side plates detachably connected to said base, one edge of each of said side plates alined with the edges of the base extensions, the opposite edges of the

side plates forming a support, and means for detachably connecting said base and side plates, substantially as described.

4. A mold for making artificial stone comprising a sheet of metal formed with upward extension at each end and a central depression, side plates detachably connected to said base, one edge of each of said side plates alined with the edges of the base extensions, the opposite edges of the plates projecting beyond the base depression forming a support, and bolts passing through said side plates upon which said base is supported and detachably connected, substantially as described.

In testimony whereof I have hereunto set my hand.

OLIVER B. KAISER.

Witnesses:

LUISE BECK,  
LEO O'DONNELL.