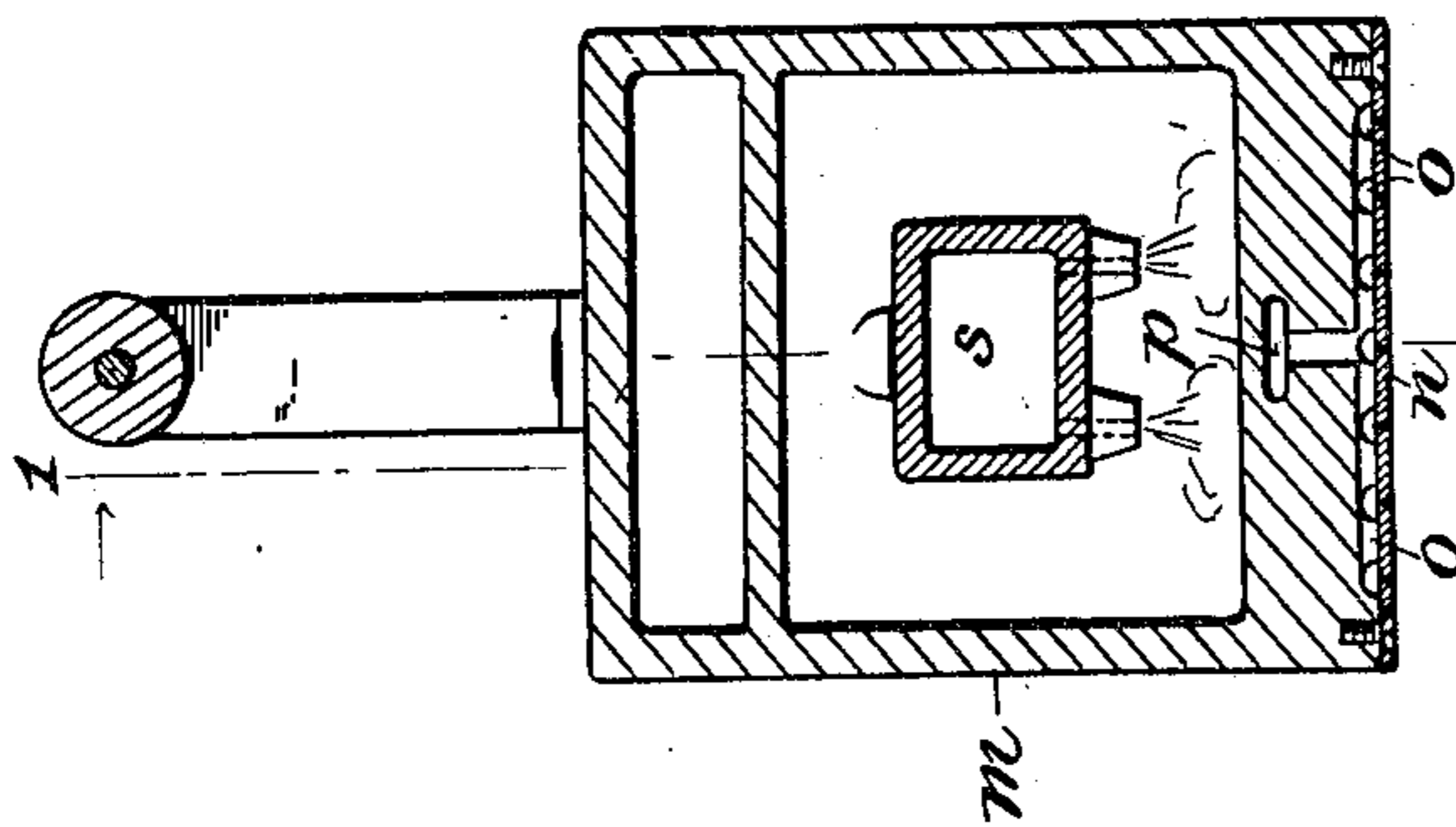


No. 819,761.

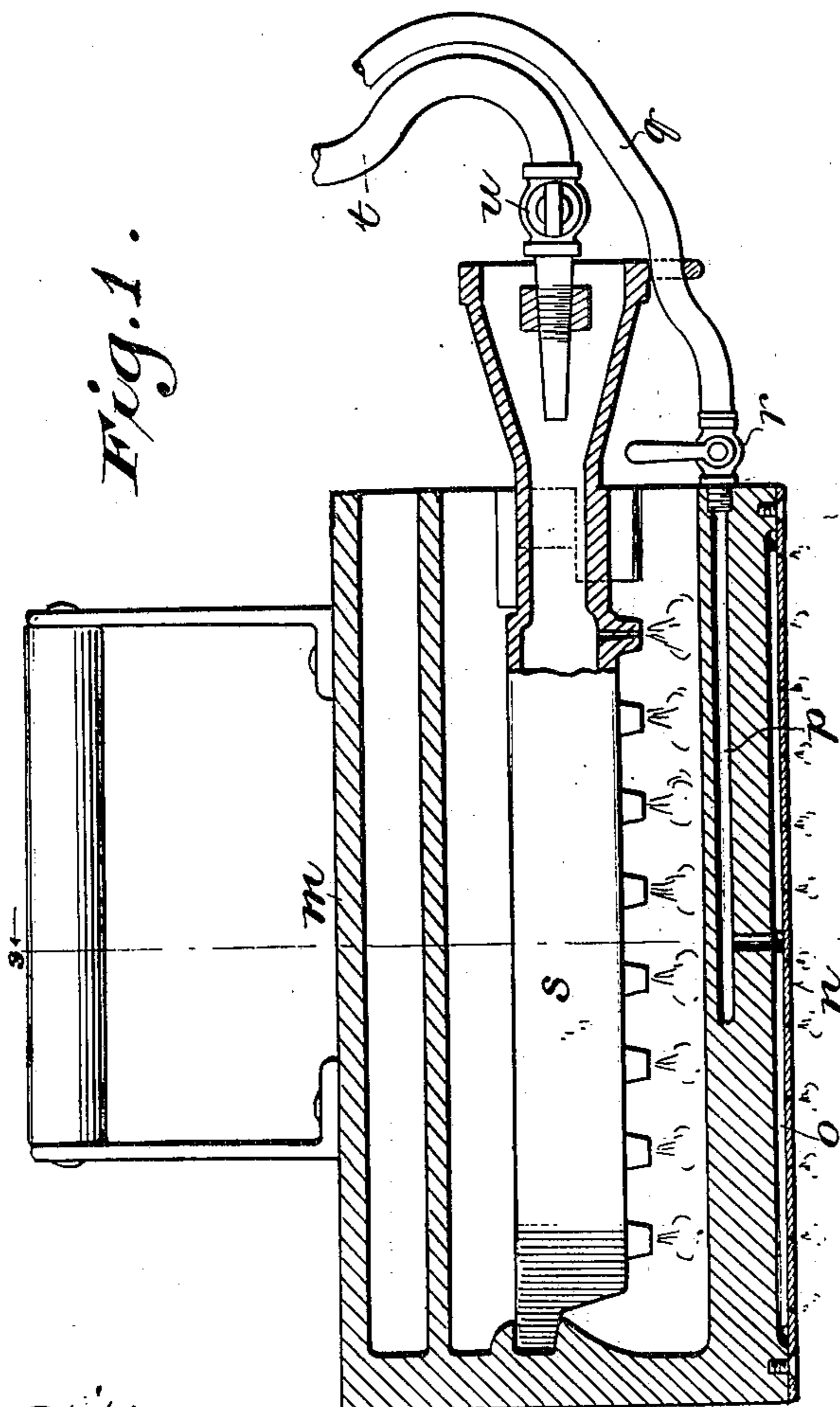
PATENTED MAY 8, 1906.

F. JOHNSON.  
FLAT IRON.

APPLICATION FILED MAR. 3, 1905.

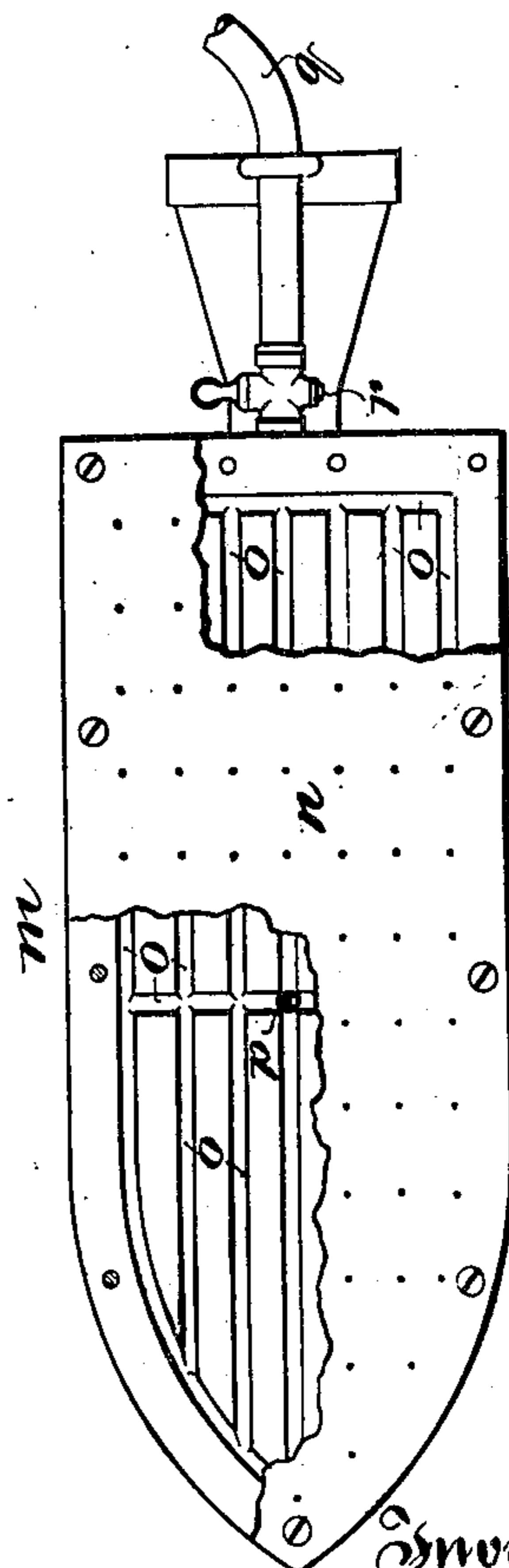


*Fig. 3.*



*Fig. 1.*

*Fig. 2.*



Witnesses:  
Geo. W. Young.  
Chas. L. Goss.

Inventor:  
Fritz Johnson  
By Harkle Flower Smith Arthur Fawcett  
Attorneys.

# UNITED STATES PATENT OFFICE.

FRITZ JOHNSON, OF RACINE, WISCONSIN, ASSIGNOR TO JOHNSON  
COMBINED PRESSING & REFINISHING CO., OF RACINE, WISCON-  
SIN, A CORPORATION OF WISCONSIN.

## FLAT-IRON.

No. 819,761.

Specification of Letters Patent.

Patented May 8, 1906.

Application filed March 8, 1905. Serial No. 248,345.

*To all whom it may concern:*

Be it known that I, FRITZ JOHNSON, a citizen of the United States, residing at Racine, in the county of Racine and State of Wisconsin, have invented certain new and useful Improvements in Flat-Irons, of which the following is a specification, reference being had to the accompanying drawings, forming a part thereof.

The main objects of this invention are to moisten clothes or textile fabrics effectively and evenly while they are being pressed, to do more and better work, and generally to improve the construction and operation of devices of this class.

It consists in certain novel features of construction and in the peculiar arrangement and combinations of parts hereinafter particularly described, and pointed out in the claims.

In the accompanying drawings like letters designate the same parts in the several figures.

Figure 1 is a vertical longitudinal section on the line 1 1, Fig. 3, of a flat-iron embodying the invention. Fig. 2 is an inverted plan view of the flat-iron, portions of its perforated smoothing-face being broken away; and Fig. 3 is a vertical cross-section of the flat-iron on the line 3 3, Fig. 1.

Referring to the drawings, *m* is a chambered flat-iron having a perforated smoothing-face *n*, which may consist of a thin metal plate screwed to the base of the iron near its margin. The bottom of the iron is recessed or formed with intersecting channels *o*, adjacent to the perforations in the smoothing face or plate *n* and communicating with a passage pin the body of the iron. This passage *p* is connected by a flexible tube *q* with a steam or water pipe or other convenient source of steam-supply. A cock *r* is connected to said tube for controlling and regulating the supply of steam or water to the iron and the delivery of steam through its perforated smoothing-face to the article which is being pressed.

The iron is preferably chambered and pro-

vided with a gas-burner *s* or other means for heating it while it is in use. The gas-burner when used for this purpose is connected by a flexible tube *t*, having a controlling and regulating cock *u* with a gas-pipe or other convenient source of gas or fuel supply.

In the operation of the flat-iron the cloth or fabric as it is pressed is evenly moistened by steam delivered to it in fine jets through the perforated smoothing face or plate *n* of the iron. The supply of steam and the degree of moisture imparted to the cloth or fabric are easily controlled and regulated by means of the cock *r*. This method of moistening cloth or fabric as it is being pressed facilitates the operation of pressing or smoothing and results in more even and better work. The method herein shown and described of moistening the cloth or fabric by means of steam delivered thereto from the flat-iron itself avoids the danger of overheating the smoothing-face of the iron and of scorching the cloth or fabric.

Various changes in details of construction and arrangement of parts may be made without materially affecting the operation and principle of the device and without departing from the spirit and intended scope of the invention.

I claim—

1. A flat-iron having a recessed base, perforations opening therefrom through its smoothing-face, a separate heating-chamber within its body and a flexible connection for supplying a moistening medium to its recessed base, substantially as described.

2. A flat-iron having a heater-chamber within its body and intersecting channels in the bottom, a perforated smoothing-plate attached thereto with its perforations in communication with said channels, and a flexible connection for supplying a moistening medium to said channels, substantially as described.

3. In a flat-iron the combination of a chambered body having a perforated smoothing-face, a burner for heating the iron within its chambered body, and flexible tubes for

supplying fuel and a moistening medium to the burner and to the perforated smoothing-face, substantially as described.

4. In a flat-iron the combination of a  
5 chambered body having a recessed base and a perforated bottom smoothing-surface, a burner in the chambered body for heating the iron, and flexible tubes provided with regulating-valves for supplying fuel and a

moistening medium to the burner and to the recessed base of the iron, substantially as described.

In witness whereof I hereto affix my signature in presence of two witnesses.

FRITZ JOHNSON.

Witnesses:

FLORA HOFMEISTER,

E. G. H. WANDT.