

No. 818,854.

PATENTED APR. 24, 1906.

C. ROSSDAM.
HEAD SUPPORT OR BOLSTER FOR BATH TUBS.
APPLICATION FILED OCT. 26, 1903.

Fig. 1

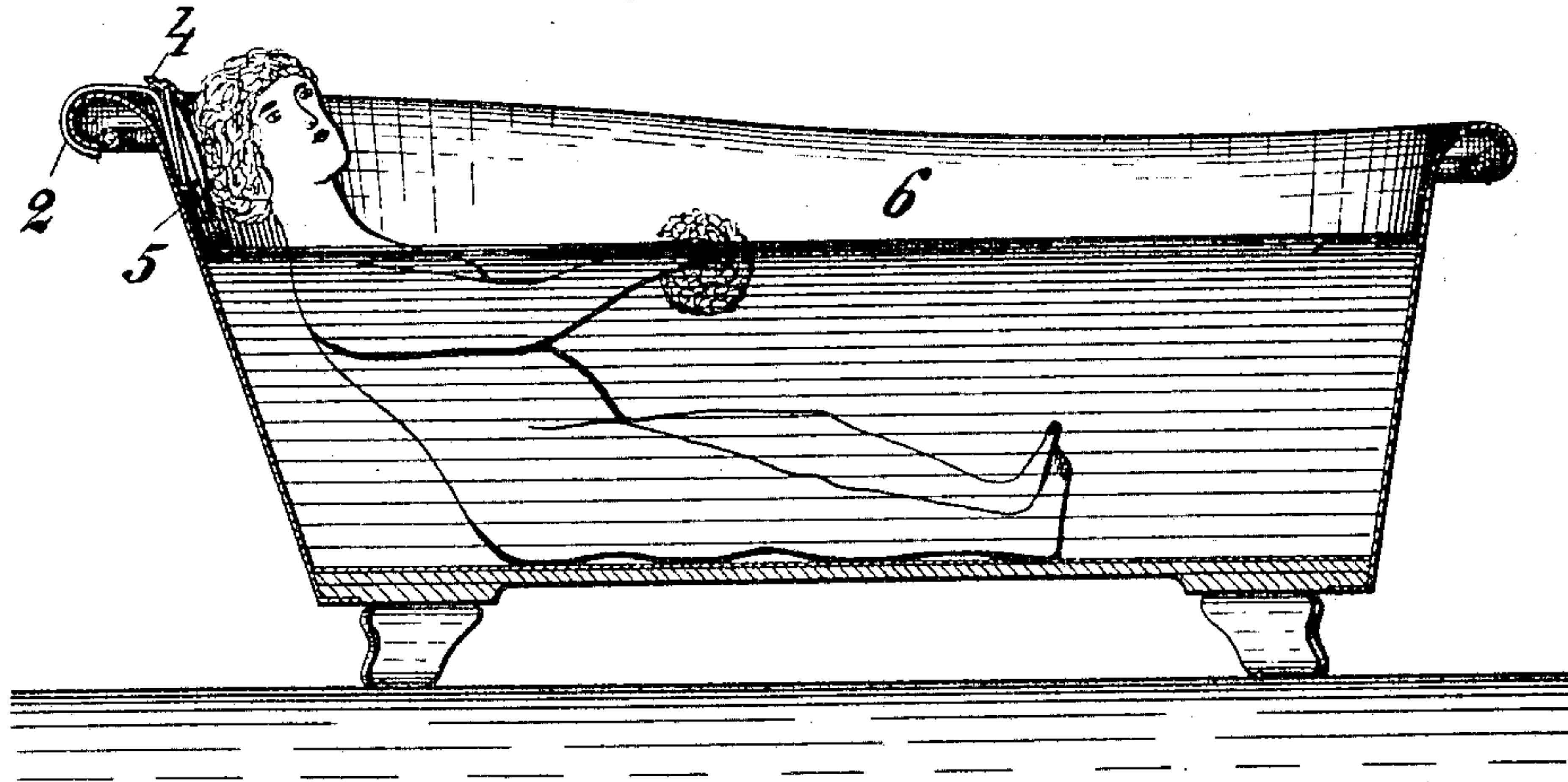


Fig. 2


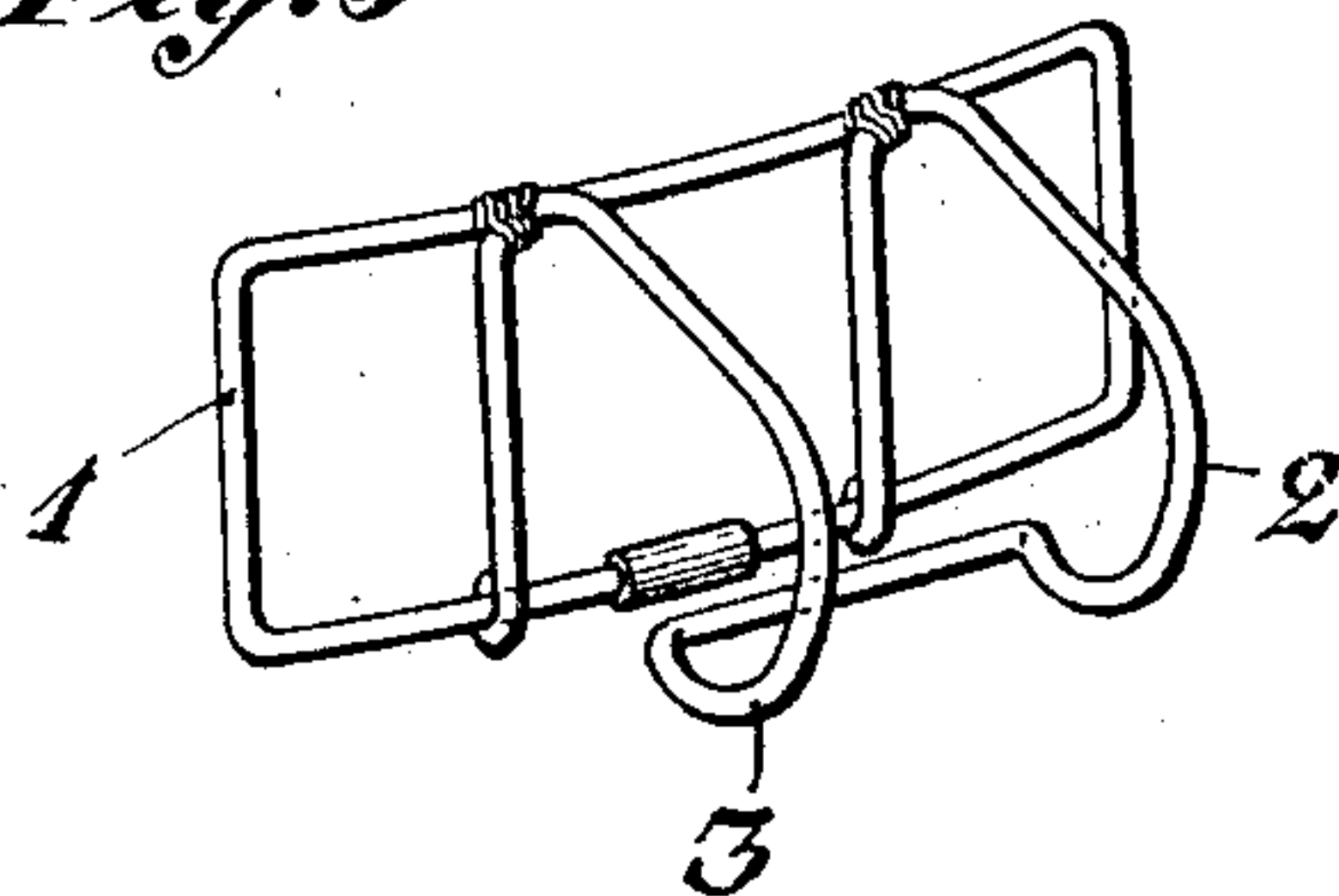


Fig. 3



WITNESSES:

Paul Lange.
Charles McKinnis

INVENTOR:

Clara Rosdani

UNITED STATES PATENT OFFICE.

CLARA ROSSDAM, OF BERLIN, GERMANY.

HEAD-SUPPORT OR BOLSTER FOR BATH-TUBS.

No. 818,854.

Specification of Letters Patent.

Patented April 24, 1906.

Application filed October 26, 1903. Serial No. 178,519.

To all whom it may concern:

Be it known that I, CLARA ROSSDAM, gentle-
woman, residing at Berlin, Germany, have in-
vented certain new and useful Improvements
5 in Head-Supports or Bolsters for Bath-Tubs,
of which the following is a specification.

My invention relates to certain new and
useful improvements in bath-tub outfittings,
and has for its object to improve said bath-
10 tubs in such a manner that to the person
bathing are offered two points of support for
the body instead of only one, as is the case
with all the outfits in use till up to date.

A further object of my invention is to en-
15 able the bather to immerse a larger portion
of the body than otherwise, since by leaning
back against the head-rest the entire body
up to the neck can be brought under water.
Without a head-rest a person attempting to
20 so recline would soon become tired.

I obtain these objects by the mechanism
illustrated in one modification in the accom-
panying drawings, in which—

Figure 1 shows a longitudinal section
25 through a bath-tub equipped with my inven-
tion—viz., with the improved head-support
or bolster. Fig. 2 illustrates the latter apart
in a perspective front view, while Fig. 3
shows a perspective back view of said bolster.

30 Similar numerals refer to similar parts
throughout the description.

My invention consists of a frame-like sup-
port 1 of suitable form and construction, as
well as of suitable material—as, for example,
35 of wood, iron, brass, reed, or the like. Said

frame 1 projects on its top side into the hook-
like prolongations 2 and 3, which in the
modification drawn are rigidly connected to
the frame. The latter may in respect to the
frame 1 as well be adjustably arranged for 40
the purpose of which any suitable adjusting
device may be used.

The frame 1 is further connected, prefer-
ably by means of easy untieable ribbons 4 or
the like, with a cushion or bolster 5 of suit- 45
able construction and preferably waterproof
material.

When using my new invention, the pro-
longations 2 and 3 are hooked in the most
simple manner over the top edge of the tub, 50
as seen in Fig. 1. The person bathing in a
stretched-out position will then have two
points of support—viz., the usual at the pos-
teriors and a second one at the head or neck.

Having now particularly described and as- 55
certained the nature of my invention and in
what manner the same is to be performed, I
declare that what I claim is—

A head-rest for bath-tubs, consisting of a
frame made of a single rectangularly-bent 60
wire, and a hook likewise made of a single bent
wire secured to the frame and adapted to grip
over the bath-rim, and a bolster fastened to
the frame, substantially as described.

In testimony whereof I have hereunto set 65
my hand in presence of two witnesses.

CLARA ROSSDAM.

Witnesses:

HENRY HASPER,
WOLDEMAR HAUPT,