

No. 818,818.

PATENTED APR. 24, 1906.

L. C. COLLINS.  
SKIRT AND WAIST SUPPORTER.

APPLICATION FILED MAY 24, 1905.

Fig. 1.

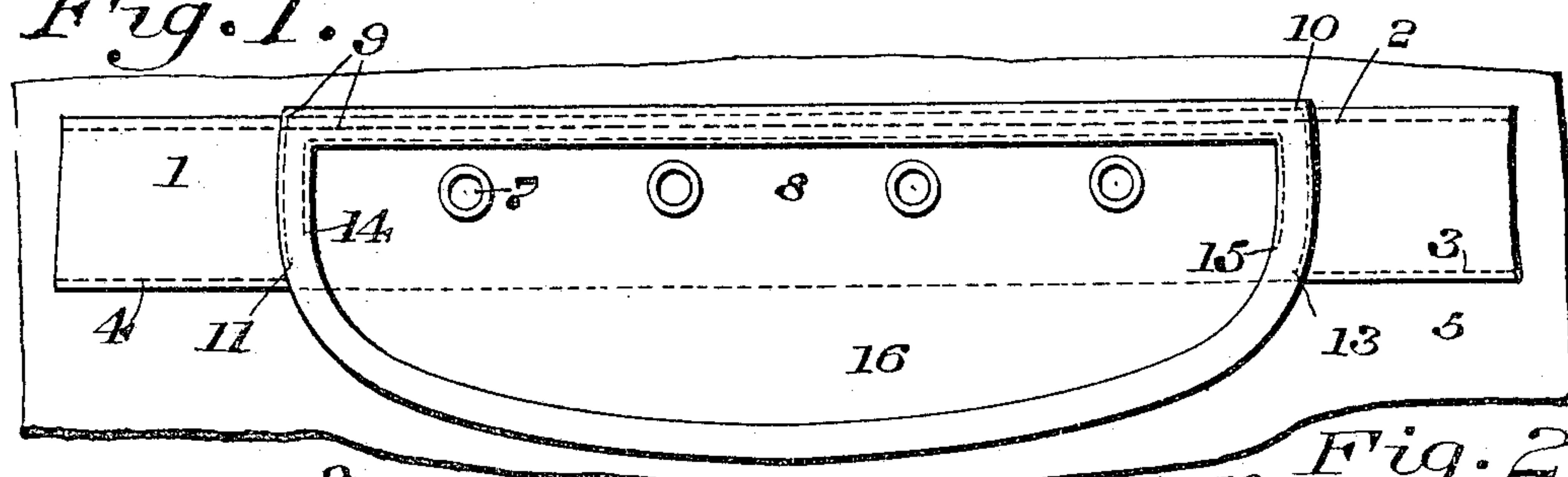


Fig. 2.

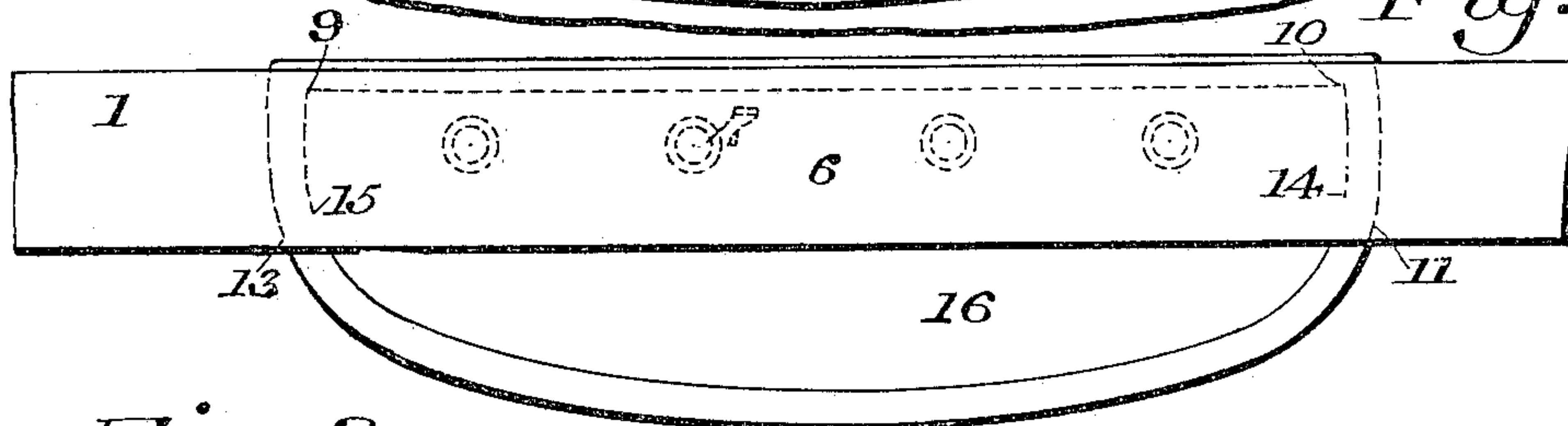


Fig. 3.

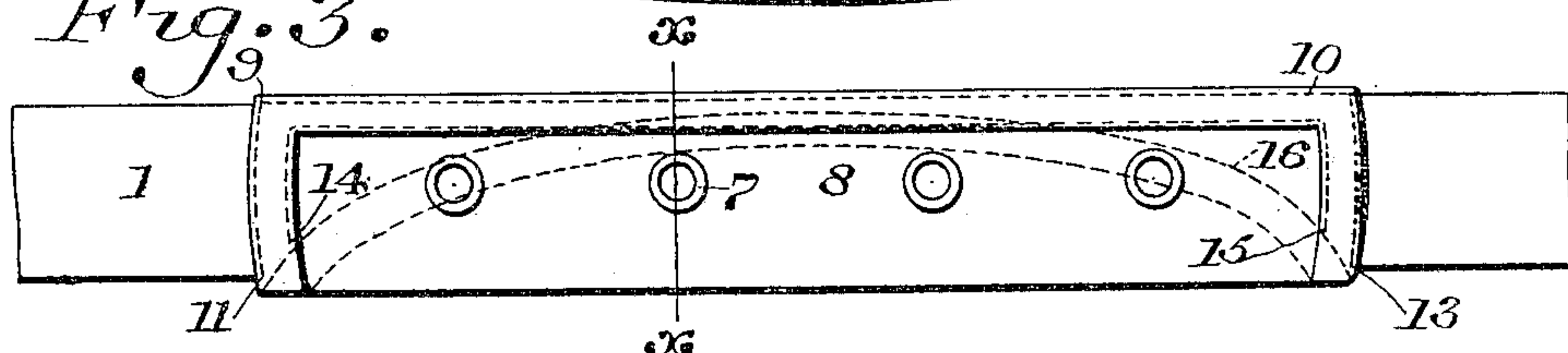


Fig. 4.

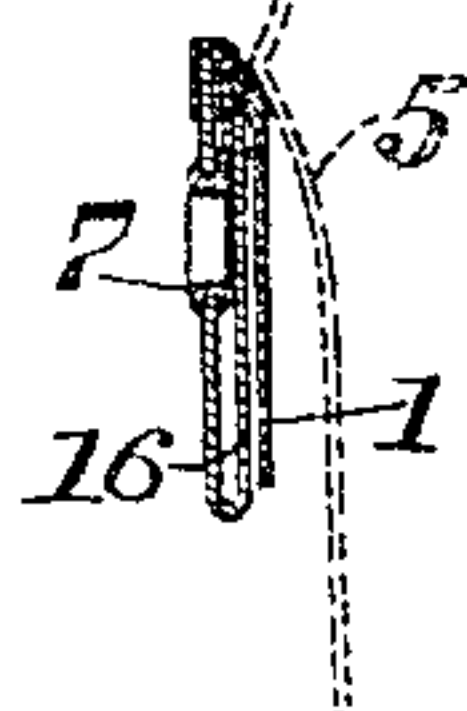


Fig. 6.

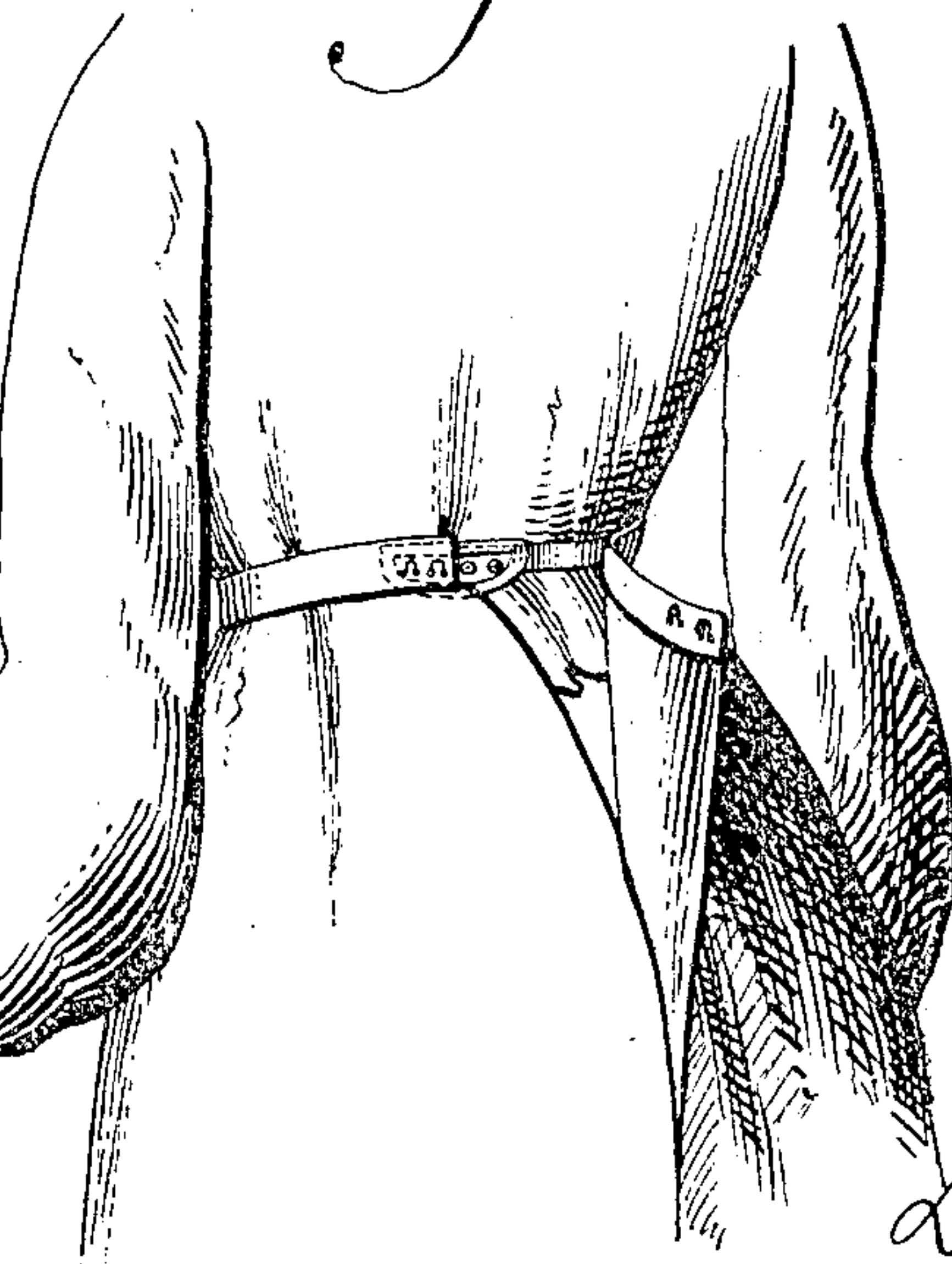


Fig. 5.

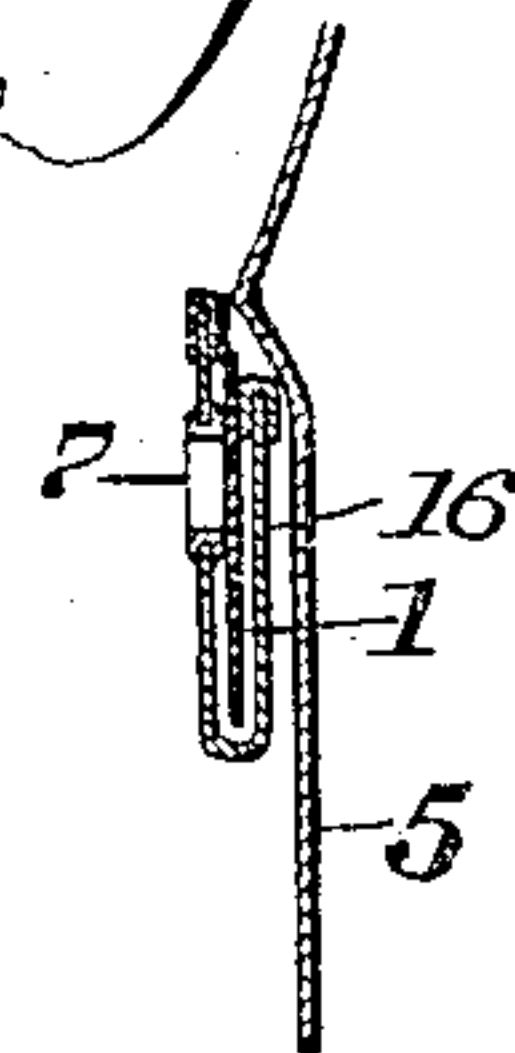
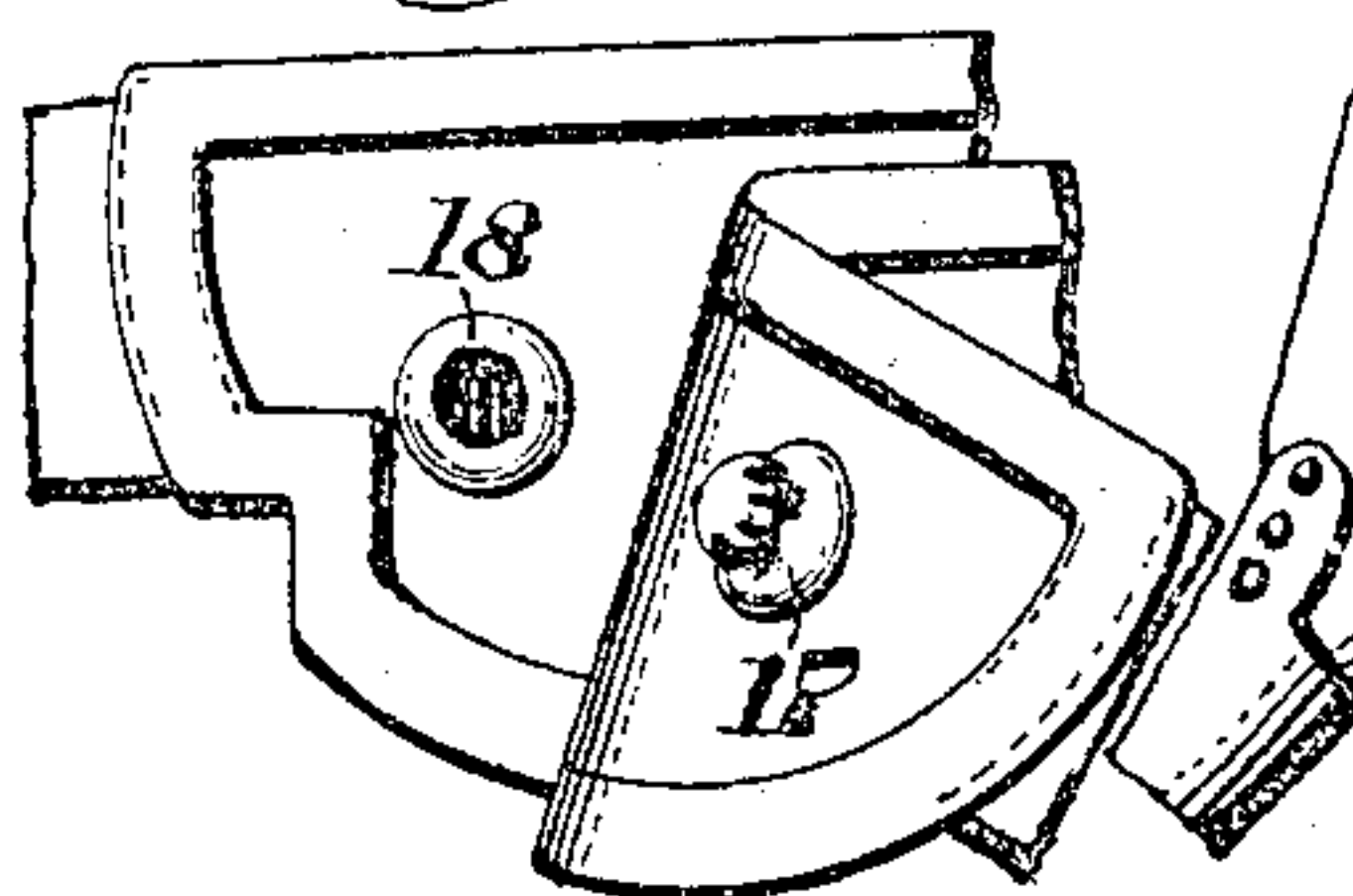


Fig. 7.



Witnesses

P. F. Nagle.  
L. Rouville.

Inventor

L. C. Collins.

By

Wiedersheim & Fairbanks.

Attorneys



# UNITED STATES PATENT OFFICE.

LEVA C. COLLINS, OF PHILADELPHIA, PENNSYLVANIA.

## SKIRT AND WAIST SUPPORTER.

No. 818,818.

Specification of Letters Patent.

Patented April 24, 1906.

Application filed May 24, 1905. Serial No. 261,991.

*To all whom it may concern:*

Be it known that I, LEVA C. COLLINS, a citizen of the United States, residing in the city and county of Philadelphia, State of Pennsylvania, have invented a new and useful Skirt and Waist Supporter, of which the following is a specification.

My invention relates to a new and useful waist-attached garment-supporter intended to secure the skirt or other clothing thereto.

A further object of my invention is to form the same of flexible material so constructed as to be laundriable with the waist.

My invention further consists of novel details of construction, all as will be hereinafter fully set forth.

Figure 1 represents a fragmentary elevation of a skirt and belt embodying my invention. Fig. 2 represents a rear view of the belt and pad of Fig. 1 removed from the skirt. Fig. 3 represents a fragmentary front elevation of my device with the flap of the pad folded back and up to form a cushion for the eyelets. Fig. 4 represents a cross-section upon line *x x*, Fig. 3. Fig. 5 represents a similar cross-section showing the flap back of the belt. Fig. 6 represents a fragmentary view of the garment in position, illustrating the mode of attachment to my support. Fig. 7 represents other forms of fastening which may be used upon the pad.

Similar numerals of reference indicate corresponding parts in the figures.

Referring to the drawings, 1 designates the belt, which is sewed or otherwise suitably secured, preferably along almost its entire upper portion at 2 and through a part of its lower portion, as at 3 and 4, respectively, to the waist 5. The belt is preferably continuous beneath the pad at 6, and this part normally forms a backing to the eyelets 7. The pad 8 may be secured to the belt and to the waist, at the top thereof, between the points 9 and 10, and at the ends between the points 10 and 11 and 9 and 13, respectively. A double row of stitching is preferably used; but the stitching is desirably not continued quite to the bottom of the belt, as at 14 and 15, except in such a form as shown in Fig. 7, which is notched to prevent the part of the material removed from engaging the stitching in order to permit the folding up of the lower part or flap 16 of the pad between the body of the pad and the portion 6 of the belt or between the belt and waist in order to

form a cushion in either form, and in the former case also to substitute this eyelet-backing for the belt. It will be seen that the pad need not be stitched at the upper edge thereof in order to form a pocket for the reception of the flap 16, it being sufficient for this purpose to have the ends of the pad secured to the belt. Any strain upon the belt and correspondingly upon the pad, such as is natural to the wearing of the belt, will hold the flap in place between the belt and the body or eyeletted part of the pad or between the belt and waist.

It will be evident that under the normal strain the belt forms a sufficient protection to the waist against injury from the fastening devices upon the pad or skirt and suitably protects the wearer against discomfort therefrom. For heavier skirts or lighter waists and underclothing additional cushioning is secured by flap 16, forming also additional backing, which protects the belt from wear where this is desired by substituting the interior of the flap for the belt at this point to receive the wear and to form the required cushion. It will be unnecessary to secure the flap 16 in place as the cushion, inasmuch as it will be held within the pocket with sufficient reliability for the purpose. The flap may at any time be readily placed in position by the wearer and held by the reasonable friction of the materials to accomplish the cushioning and additional backing function when desired. It will be evident that it is immaterial which member of the cooperating fastenings is attached to the pad and which to the garment (thus either the hooks or the eyelets may be attached to the pad if the eyelets and hooks, respectively, be then attached to the garment to be secured) and that resilient heads 17 may be attached to one part and cooperating sockets 18 upon the other, as illustrated in Fig. 7.

It will be evident that various changes may be made by those skilled in the art which may come within the scope of my invention, and I do not, therefore, desire to be limited in every instance to the exact construction herein shown and described.

Having thus described my invention, what I claim as new, and desire to secure by Letters Patent, is—

1. In a garment-supporter the waist-attached flexible depending pad and flap, fastening devices on the pad and a belt secured

to the waist and to the pad and lying between them and forming a pocket for securing the flap between the waist and pad.

2. In a garment-supporter, a waist-  
5 tached belt, a pad secured to the belt and waist at its top and ends in such a manner as to form an inverted pocket between the pad

and waist-fastening devices on the pad and a flap on said pad adapted to be inserted in and retained within said pocket.

LEVA C. COLLINS.

Witnesses:

H. A. COPELAND,  
W. S. JACKSON.