

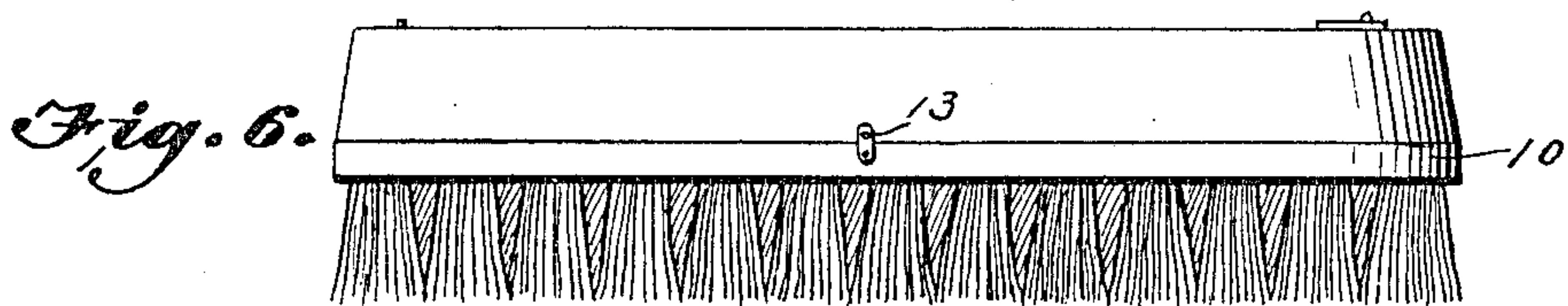
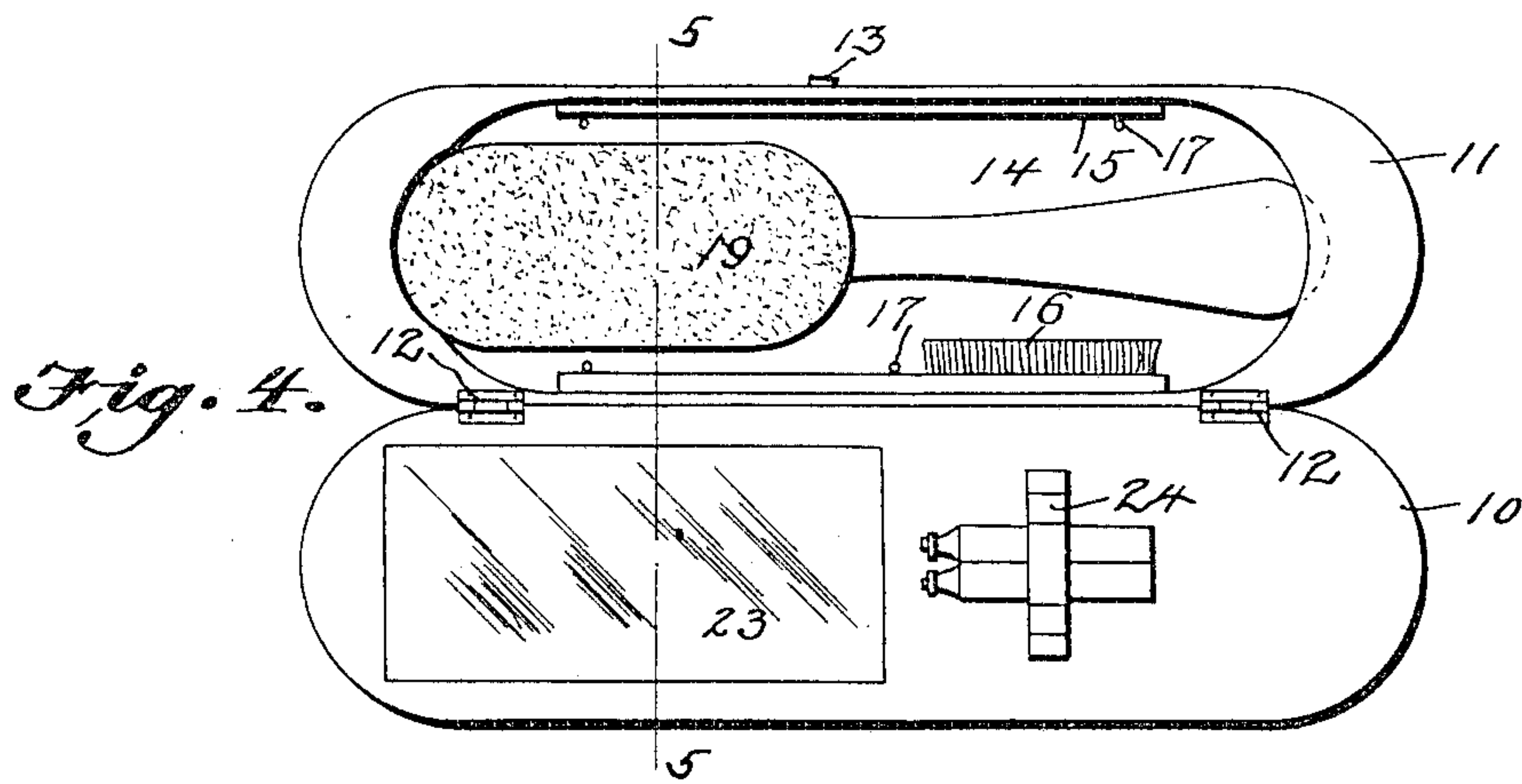
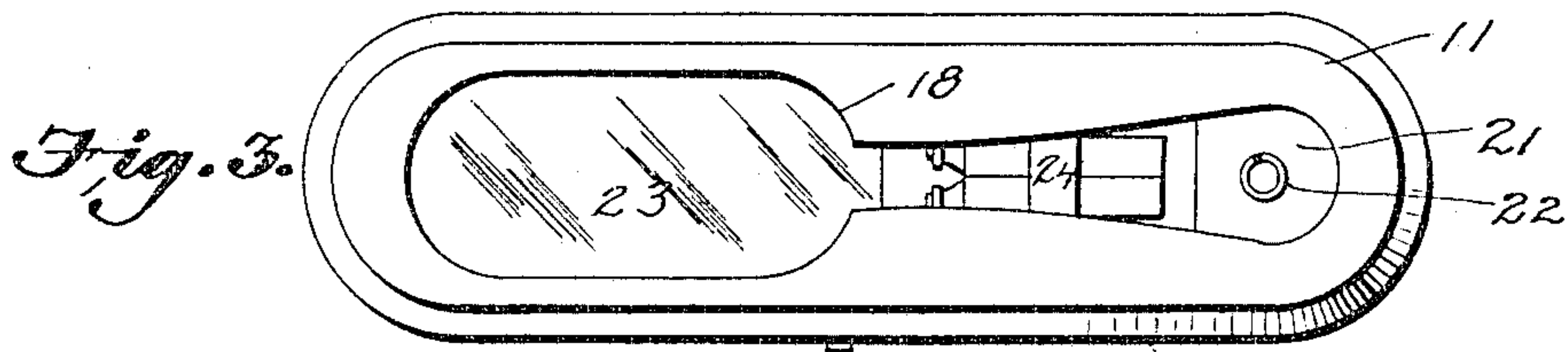
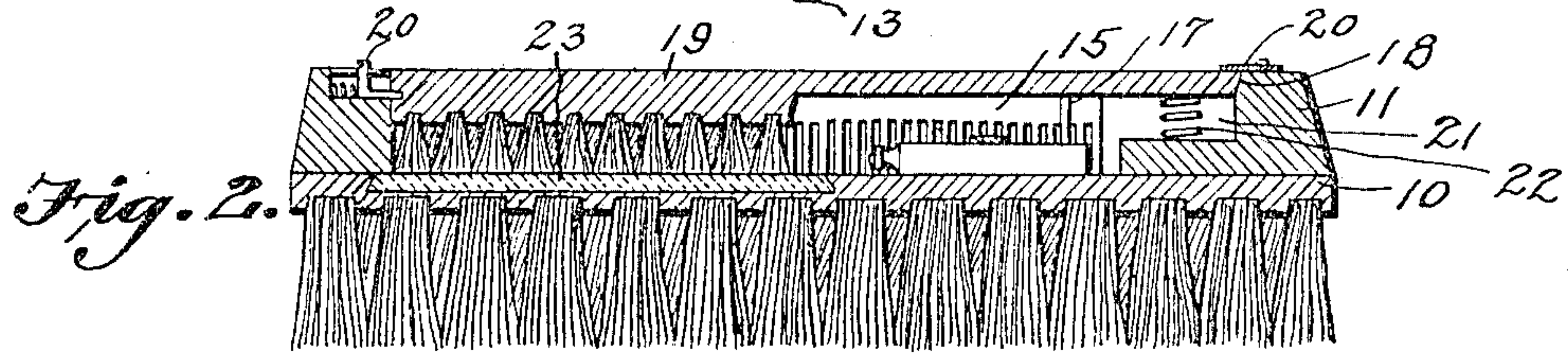
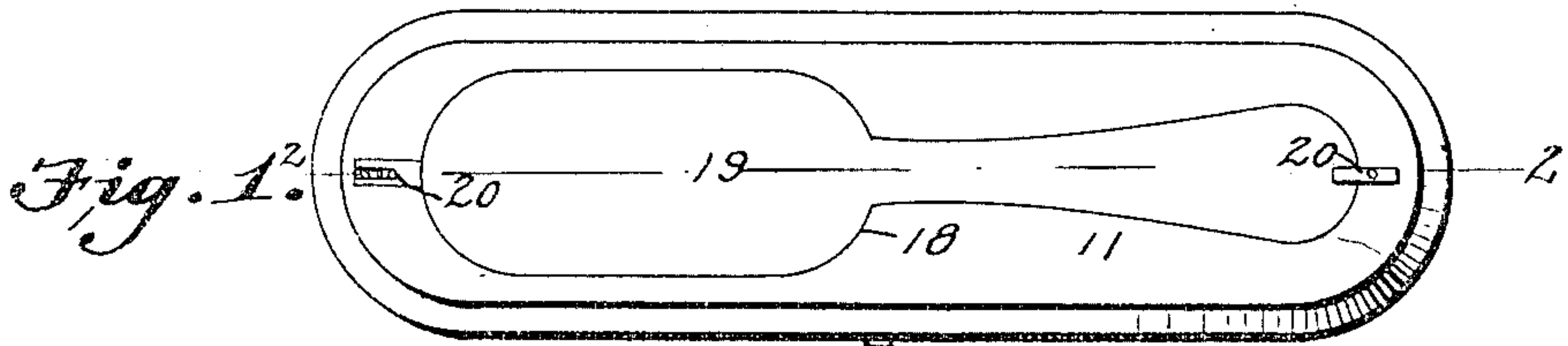
No. 818,575.

PATENTED APR. 24, 1906.

J. P. STUBBLEFIELD.

TOILET CASE.

APPLICATION FILED AUG. 26, 1905.



Witnesses  
O. E. Murray  
M. Schmidt

*Fig. 5.*

Fig. 5 is a cross-sectional view of the toilet case. It shows the internal components, including the mirror (19), brush holder (18), and the brush (10). The case is labeled 11 and 20.

Inventor  
James P. Stubblefield  
by  
Milo B. Stevens and Co.  
Attorneys

# UNITED STATES PATENT OFFICE.

JAMES P. STUBBLEFIELD, OF BUCHANAN, TENNESSEE.

## TOILET-CASE.

No. 818,575.

Specification of Letters Patent.

Patented April 24, 1906.

Application filed August 26, 1905. Serial No. 275,911.

*To all whom it may concern:*

Be it known that I, JAMES P. STUBBLEFIELD, a citizen of the United States, residing at Buchanan, in the county of Henry and State of Tennessee, have invented new and useful Improvements in Toilet - Cases, of which the following is a specification.

My invention is a toilet-case, and has for its object certain novel features of construction hereinafter described and claimed.

The invention consists in a clothes-brush which is formed with a pocket to receive a hair-brush, comb, and other toilet articles.

In the accompanying drawings, Figure 1 is a plan view of the invention. Fig. 2 is a longitudinal sectional view on the line 2 2 of Fig. 1. Fig. 3 is a plan view with the hair-brush removed. Fig. 4 is a plan view showing the case open. Fig. 5 is a cross-section on the line 5 5 of Fig. 4. Fig. 6 is an edge view.

Referring specifically to the drawings, the head of the clothes-brush is in two pieces, which are indicated at 10 and 11, respectively, and are connected by hinges 12. A spring-catch 13 or other suitable device is provided for holding the parts closed. The part 11 is formed with a pocket or recess 14 to receive a comb 15 and a tooth-brush 16, these articles being placed against the walls of the recess and held in position by pins 17 or other suitable means. The top wall of the pocket has an opening 18, and the outline of said opening corresponds to that of a hair-brush 19, which fits snugly in said opening. The bristles extend into the pocket 14. The back of the brush extends flush with the outer surface of the top wall of the pocket, and the brush is secured by catches or other suitable devices 20. A recess 21 is made in the end wall of the pocket under the handle of the brush 19, and a coiled spring 22 is

placed in the recess and bears on said brush-handle. When the catches 20 are disengaged, the spring pushes the brush-handle out of the recess, so that it can be readily grasped and the brush removed.

The part 10 of the clothes-brush which covers the pocket 14 is fitted with a mirror 23, which is positioned to register with that portion of the opening 18 which is occupied by the head of the brush 19, so that when said brush is removed the mirror will be exposed, as shown in Fig. 3. The part 13 is also provided with an elastic band 24 to hold a bottle of perfume or other small toilet prerequisites.

Having thus described my invention, what is claimed as new, and desired to be secured by Letters Patent, is—

1. A brush having a head comprising hinged sections, one of said sections having a pocket, the top wall of which has an opening, a second brush fitting in the opening, catches for securing said brush, and a spring in the pocket bearing on the brush for pushing it from the opening when the catches are disengaged.

2. A brush having a head comprising hinged sections, one of said sections having a pocket, the top wall of which has an opening, a second brush removably secured in the opening, and a mirror carried by the other section and visible through the aforesaid opening when the brush is removed therefrom.

In testimony whereof I have signed my name to this specification in the presence of two subscribing witnesses.

JAMES P. STUBBLEFIELD.

Witnesses:

T. P. CALDWELL,  
C. D. GOLDSTAN.