

No. 818,004.

PATENTED APR. 17, 1906.

S. THORNTON, JR.

SOAP HOLDER.

APPLICATION FILED JUNE 14, 1905.

Fig. 1.

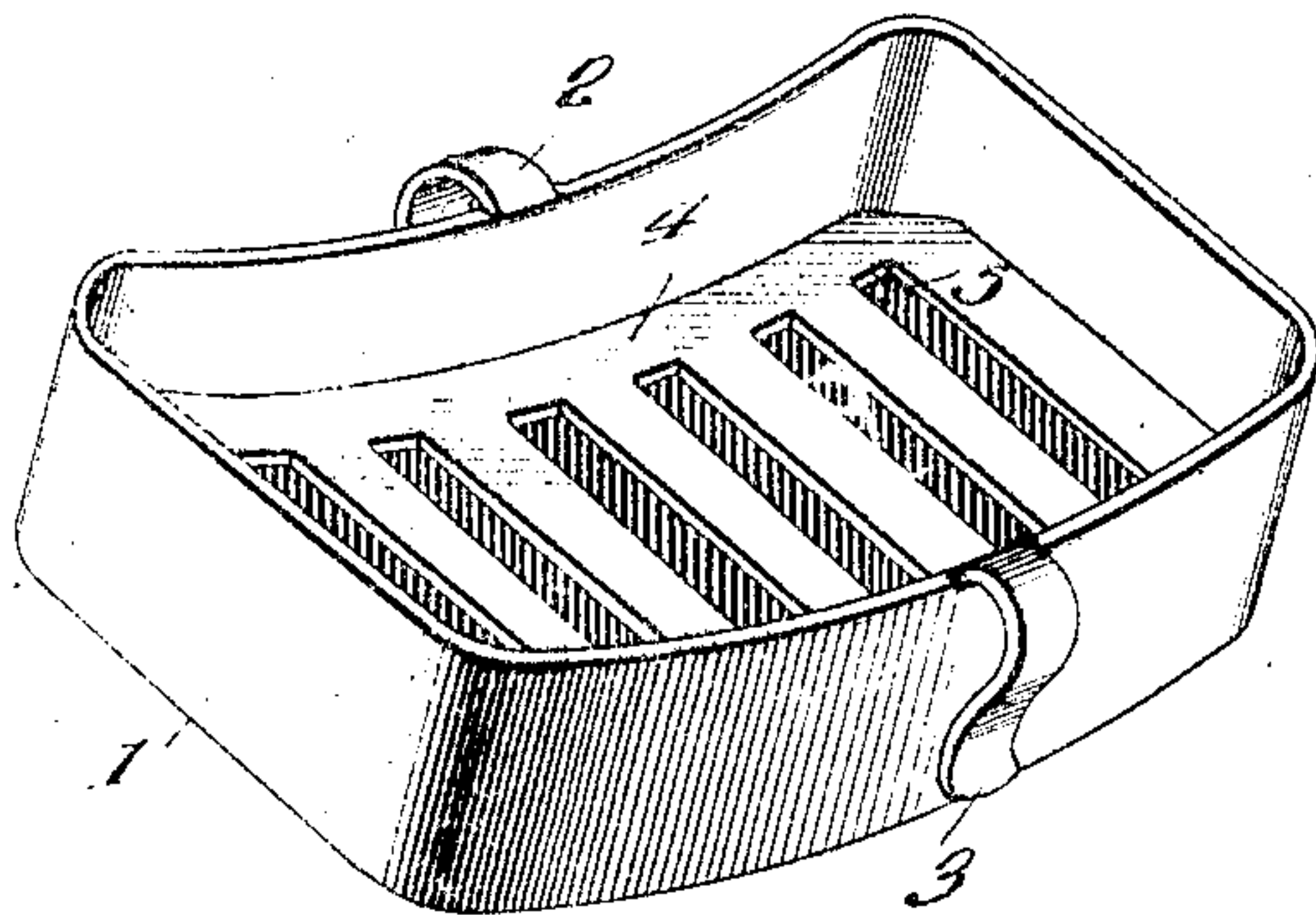


Fig. 2.

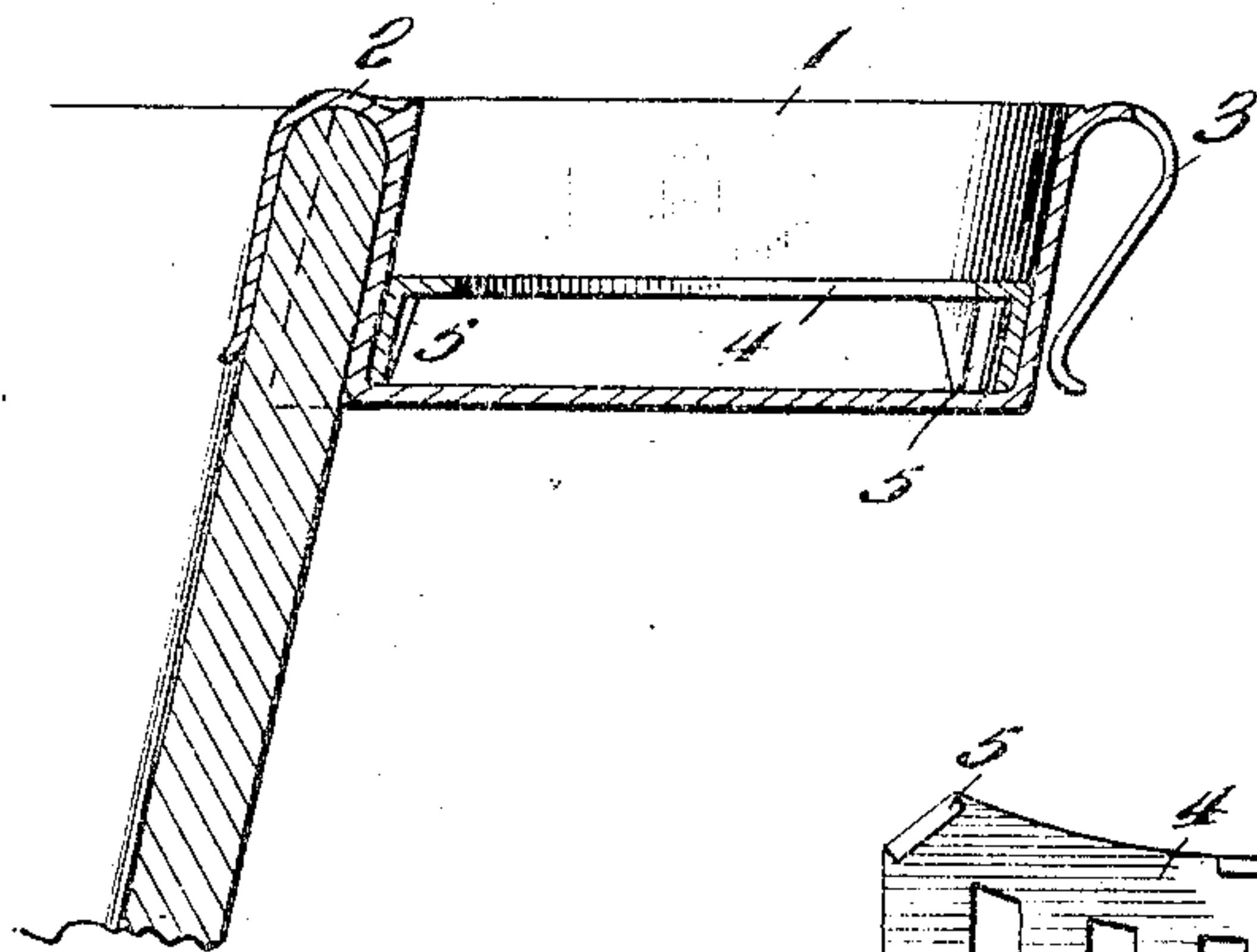


Fig. 3.

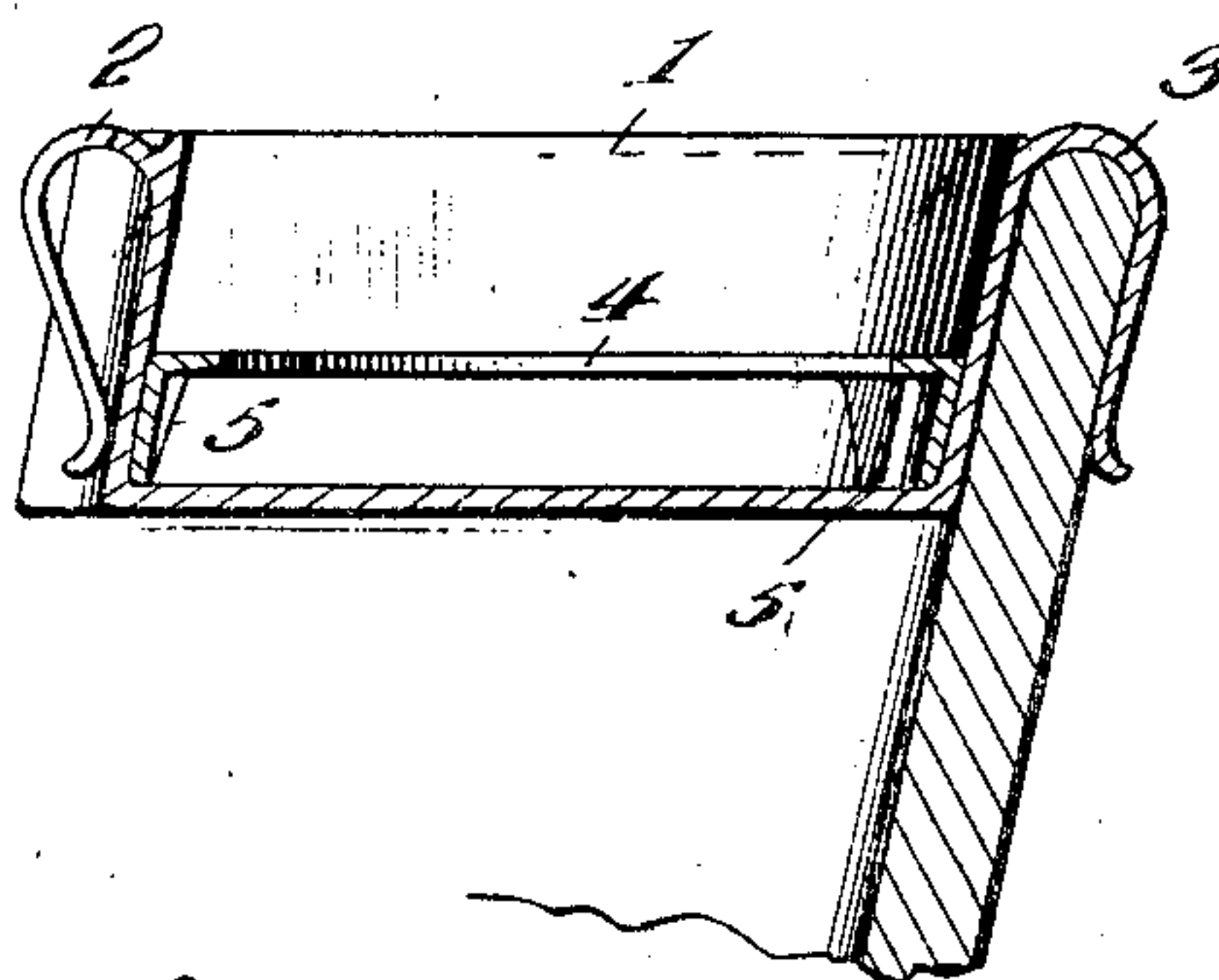
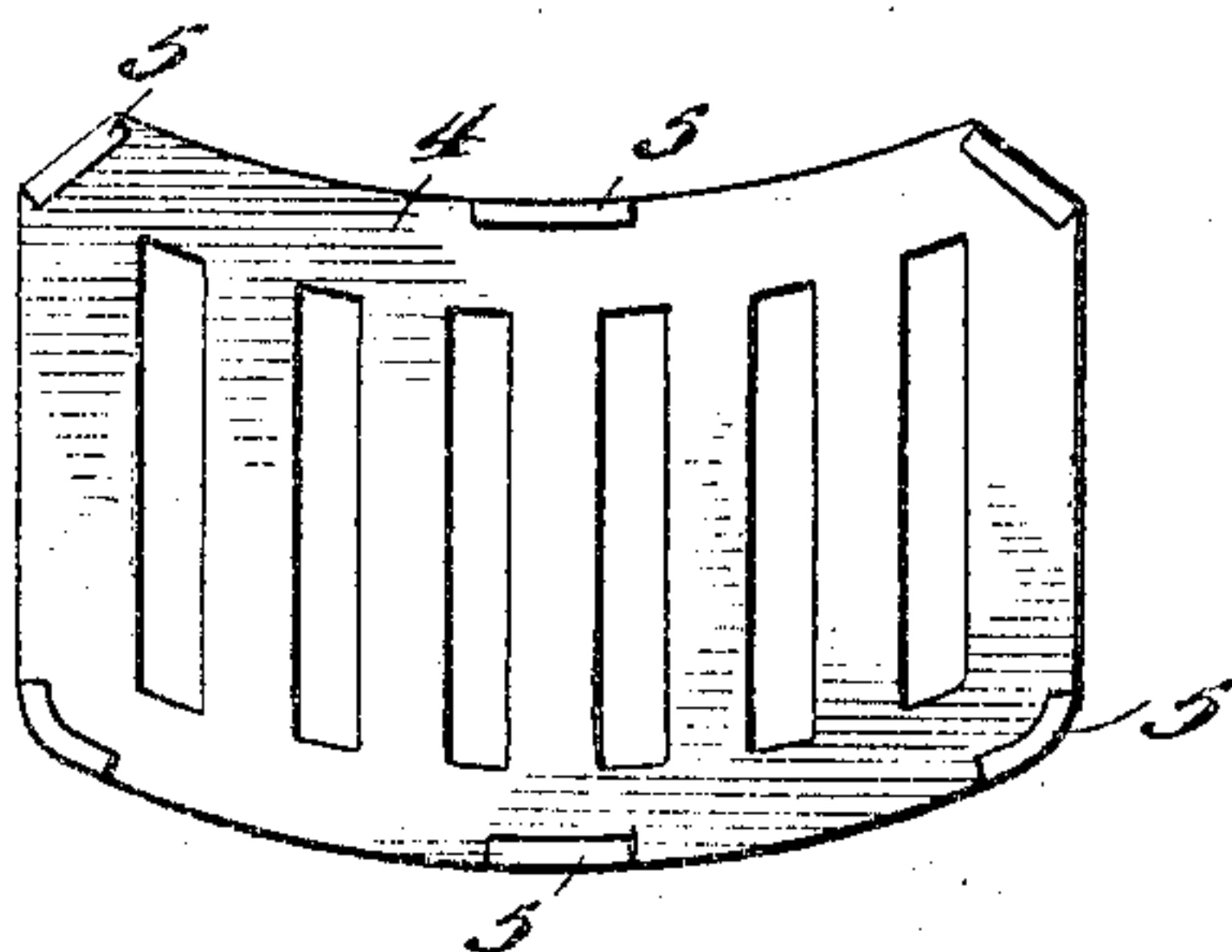


Fig. 4.



Inventor

Solomon Thornton, Jr.

Witnesses

W. H. Hoodson  
J. H. Johnston

By

R. A. Baker, Attorneys



# UNITED STATES PATENT OFFICE.

SOLOMON THORNTON, JR., OF WASHINGTON, DISTRICT OF COLUMBIA.

## SOAP-HOLDER.

No. 818,004.

Specification of Letters Patent.

Patented April 17, 1906.

Application filed June 14, 1905. Serial No. 285,253.

*To all whom it may concern:*

Be it known that I, SOLOMON THORNTON, Jr., a citizen of the United States, residing at Washington, District of Columbia, have invented certain new and useful Improvements in Soap-Holders, of which the following is a specification.

This invention aims to provide a novel form of holder for soap which may be readily suspended from the edge of a pail, bucket, tub, or pan to occupy a position either within or without said pail or like receptacle as found most advantageous.

For a full description of the invention and the merits hereof and also to acquire a knowledge of the details of construction of the means for effecting the result reference is to be had to the following description and accompanying drawings.

While the invention may be adapted to different forms and conditions by changes in the structure and minor details without departing from the spirit or essential features thereof, still the preferred embodiment is shown in the accompanying drawings, in which—

Figure 1 is a perspective view of a soap-holder embodying the invention. Fig. 2 is a transverse section showing the same applied to the outside of a receptacle. Fig. 3 is a view similar to Fig. 2, showing the soap-holder arranged upon the inner side of the receptacle. Fig. 4 is a view of the rest inverted.

Corresponding and like parts are referred to in the following description and indicated in all the views of the drawings by the same reference characters.

The holder 1 consists of a shallow dish or tray of suitable size and design and having opposite longitudinal edges approximately parallel and curved, the one being concave and the other convex to conform approximately to the outer and inner walls of a pail, bucket, tub, or like receptacle to which the holder may be applied. While it is contemplated to construct the holder of any material, it is preferred to form it of metal which may be finished in any manner according to the cost of the article and the particular use for which intended. A suspending-hook 2 is provided at the inner or concave edge of the holder and is so formed as to grip the side of the pail, tub, or receptacle to which the holder may be fitted. The hook is centrally

disposed and preferably constitutes an integral part of the holder. A corresponding hook 3 is provided at the outer or convex sides of the holder to form convenient means for suspending the device within a pail or kindred receptacle.

A rest 4 is arranged within the holder and consists of a plate formed with slots or openings and provided with feet 5, by means of which it is supported a distance above the bottom of the holder to admit of draining the soap in the well-known manner, as well as to provide for a circulation of air to prevent softening of the soap, which would be the case if it were permitted to lie upon the bottom of the holder.

A soap-holder constructed substantially as set forth herein may be suspended within or without a pail, bucket, or like receptacle by having one or the other of the suspending-hooks 2 or 3 engage over the upper edge of said receptacle, thereby having the soap conveniently at hand while at the same time avoiding the annoyance and inconvenience of having the holder in the way if it were so constructed as to be applied to one side only of the pail or kindred receptacle.

The provision of the hooks 2 and 3 at opposite sides of the soap-holder and the peculiar form of said sides, whereby the application of the device is broadened so far as the practical use thereof is concerned, as hereinbefore set forth, has a further advantage of practical import. Such advantage resides in the fact that when one of the hooks 2 and 3 is engaged with the pail or bucket supporting the holder the other of the hooks will readily constitute a handle for manipulation of the holder in attaching the same and displacing it. In other words, the members 2 and 3 are adapted for use both as hooks and as handles. The soap-receptacle will of course be likely to be covered with soapy water after the same has been used, and it is desirable that a small convenient handle be provided therefor which will not necessitate grasping the whole receptacle in order to remove the same. The dual functions of the parts 2 and 3 is extremely advantageous and increases the desirability of the article in a manner which will be obvious.

Having thus described the invention, what is claimed as new is—

As an article of manufacture, a soap-holder



having opposite longitudinal edges thereof curved and approximately parallel, one of said edges being concave and the other convex to admit of applying the device to the inner or outer wall of a pail, each of said curved sides being provided with an outwardly and downwardly projecting hook, each hook being adapted to be used as a handle while the

other hook engages with the part upon which the holder is secured.

In testimony whereof I affix my signature in presence of two witnesses.

SOLOMON THORNTON, JR. [L. s.]

Witnesses:

J. D. YOAKLEY,  
V. B. HILLYARD.