

No 816,888.

PATENTED APR. 3, 1906.

J. R. SOMMERVILLE.
SUSPENSORY.

APPLICATION FILED DEC. 29, 1905.

Fig 1

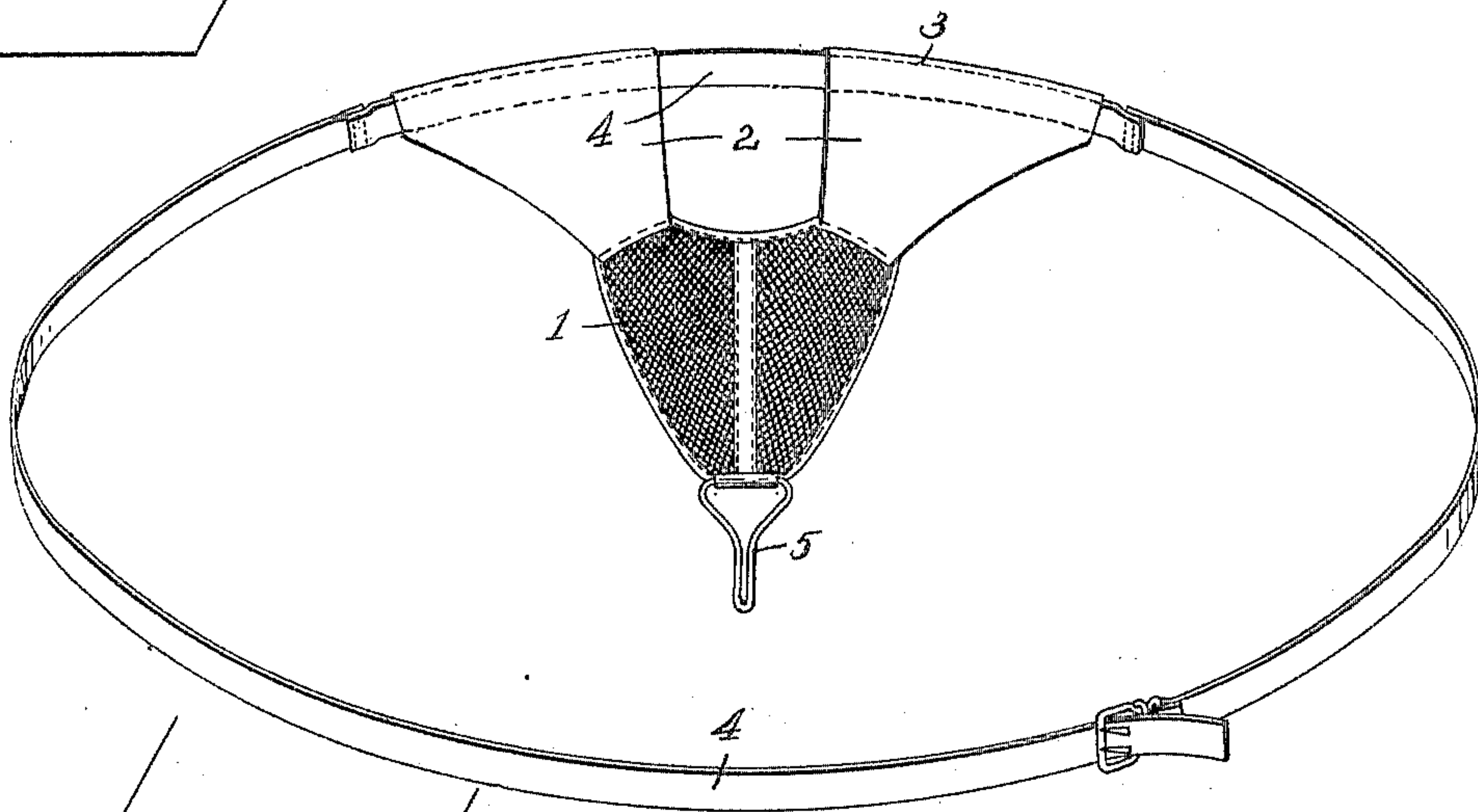


Fig 2

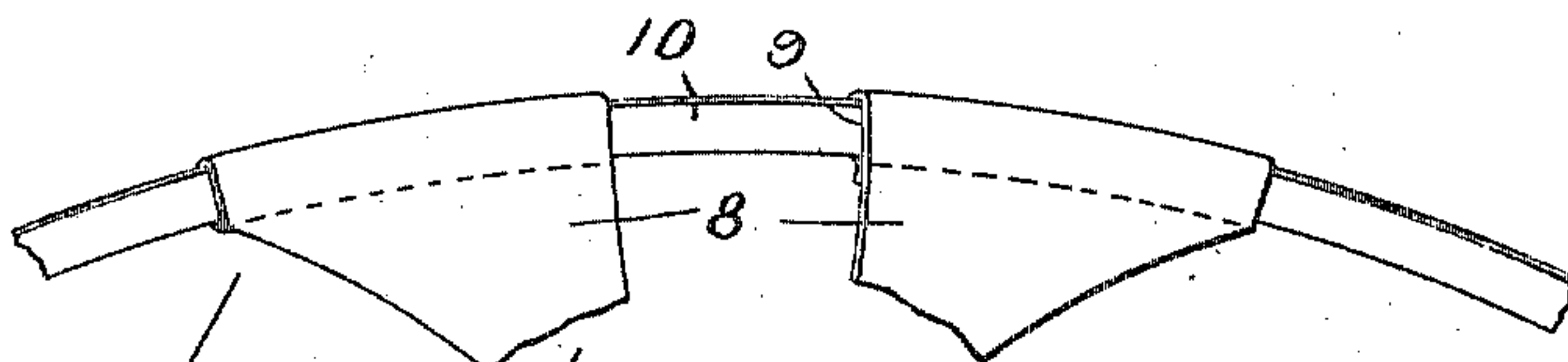
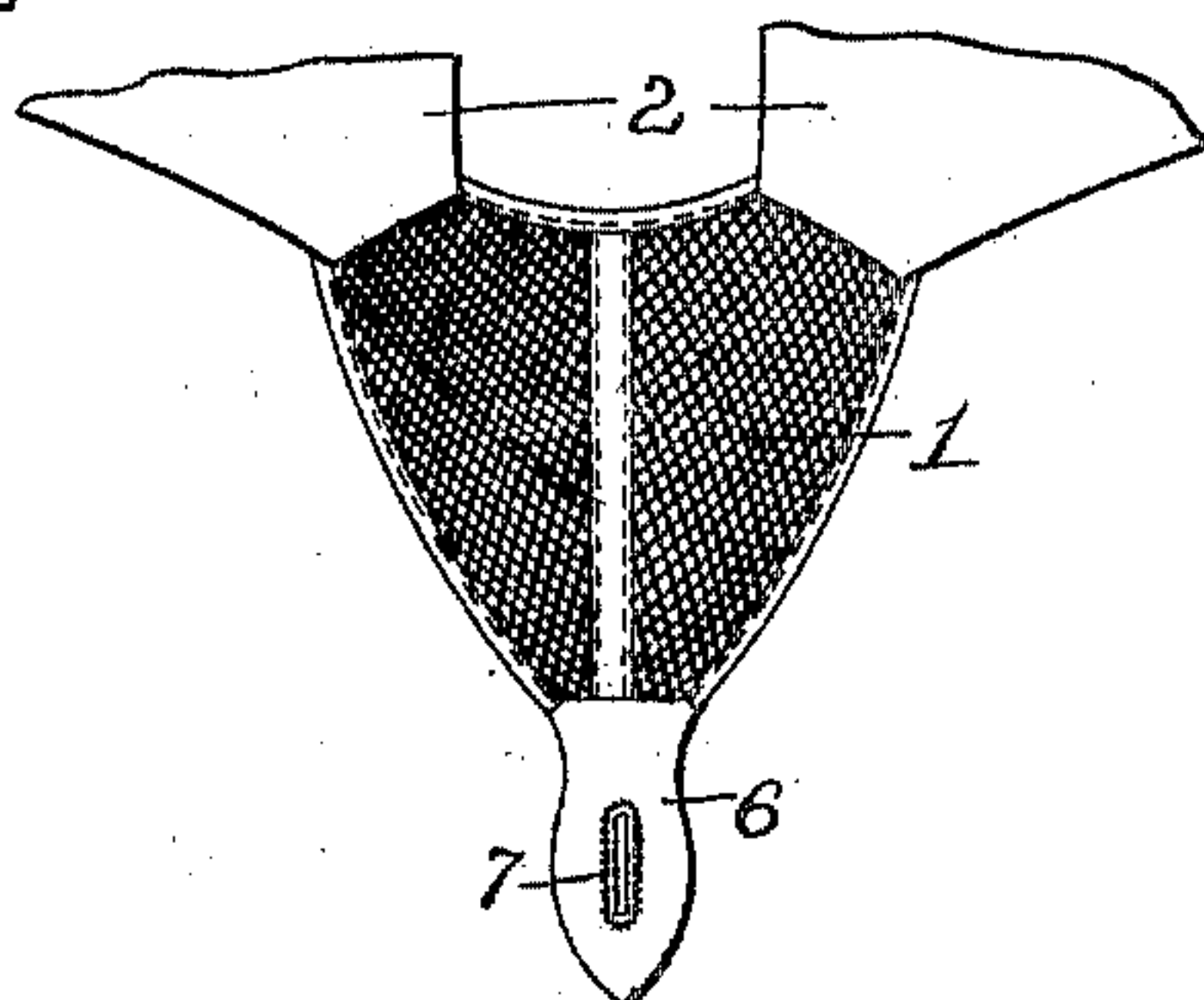


Fig 3



Inventor
John Robert Sommerville

Witnesses
H. A. Robinette,
F. B. Rosenthal

By

G. Ayres

Attorney

UNITED STATES PATENT OFFICE.

JOHN ROBERT SOMMERVILLE, OF WASHINGTON, DISTRICT OF COLUMBIA.

SUSPENSORY.

No. 816,888.

Specification of Letters Patent.

Patented April 3, 1906.

Application filed December 29, 1905. Serial No. 293,722.

To all whom it may concern:

Be it known that I, JOHN ROBERT SOMMERVILLE, a citizen of the United States, residing at Washington, District of Columbia, have invented certain new and useful Improvements in Suspensories, of which the following is a specification.

My invention relates to an improved suspensory; and it consists in the constructions, combinations, and arrangements herein described and claimed.

The object of my invention is to provide a simple and durable form of suspensory, which will be comfortable in use and capable of being quickly and conveniently applied and removed.

In the accompanying drawings, forming a part of this application, and in which similar reference - symbols indicate corresponding parts in the several views, Figure 1 is a perspective view illustrating one embodiment of my invention. Fig. 2 is a detail perspective view illustrating a modification in which the anterior supporting-webs of the suspensory are provided with loops for slidably receiving a belt, and Fig. 3 is a detail perspective view illustrating a modified form of the securing means at the posterior portion of the bag.

Referring especially to Fig. 1 of the drawings, 1 indicates the usual bag, provided with two anterior supports 2 2, which are preferably formed of non-elastic material. The supports 2 are shown secured, as by stitching 3, to a belt 4, the portion of the belt extending between and through the supports 2 being preferably formed of non-elastic material, while the remainder of the belt is of elastic material.

The posterior portion of the bag 1 is provided with any suitable means, such as a sliding clasp 5, for attaching it to the wearer's underdrawers or other garment.

Fig. 3 illustrates a modification in which

the posterior portion of the bag 1 is provided with a flap 6, having a buttonhole 7 7 worked therein for engaging a button sewed on the wearer's garment.

Fig. 2 illustrates a modification in which the bag 1 is provided with anterior supports or webs 8, which are provided with loops 9 for slidably receiving a belt 10. This provides a very advantageous construction, in that it permits relative adjustment of the two supports 8, and, further, it enables a number of suspensory-bags to be used in succession on the same belt when the former become worn out or discarded.

Having thus described my invention, what I claim as new, and desire to secure by Letters Patent, is—

1. A suspensory comprising a bag, a belt for supporting the anterior portion thereof, and means on the posterior portion of said bag for securing it to a garment, substantially as described.

2. A suspensory comprising a bag, a belt for supporting the anterior portion thereof, and a flap secured to the posterior portion of the bag and provided with a buttonhole, substantially as described.

3. A suspensory comprising a bag, two supports secured to the anterior portion thereof, a belt attached to said two supports, said belt provided with a non-elastic portion extending between and through said two supports, and the remainder of said belt formed of elastic material, and means on the posterior portion of the bag for securing it to a garment, substantially as described.

In testimony whereof I affix my signature in presence of two witnesses.

JOHN ROBERT SOMMERVILLE.

Witnesses:

HERBERT E. SMITH,
HARRY B. COOKSEY.