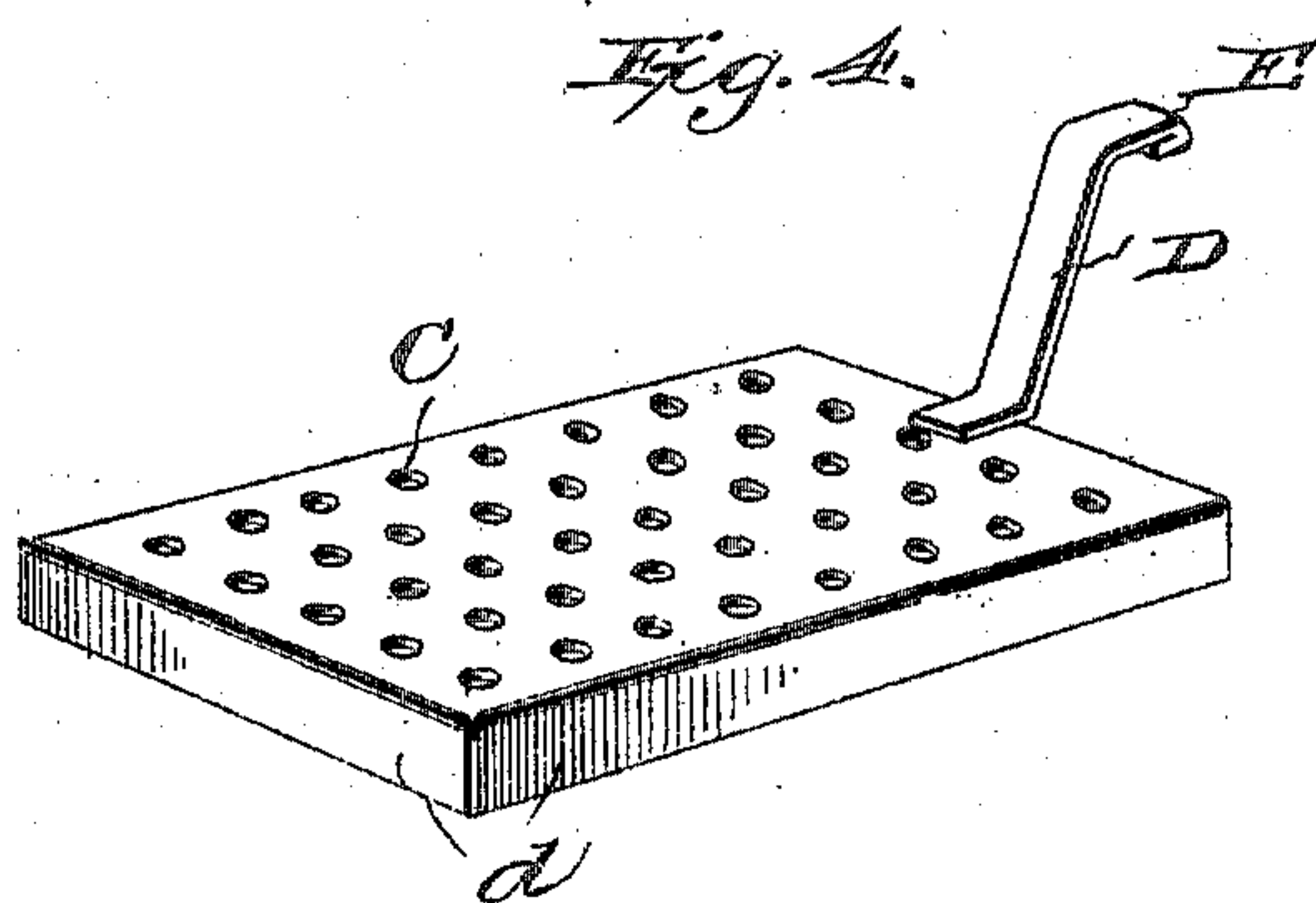
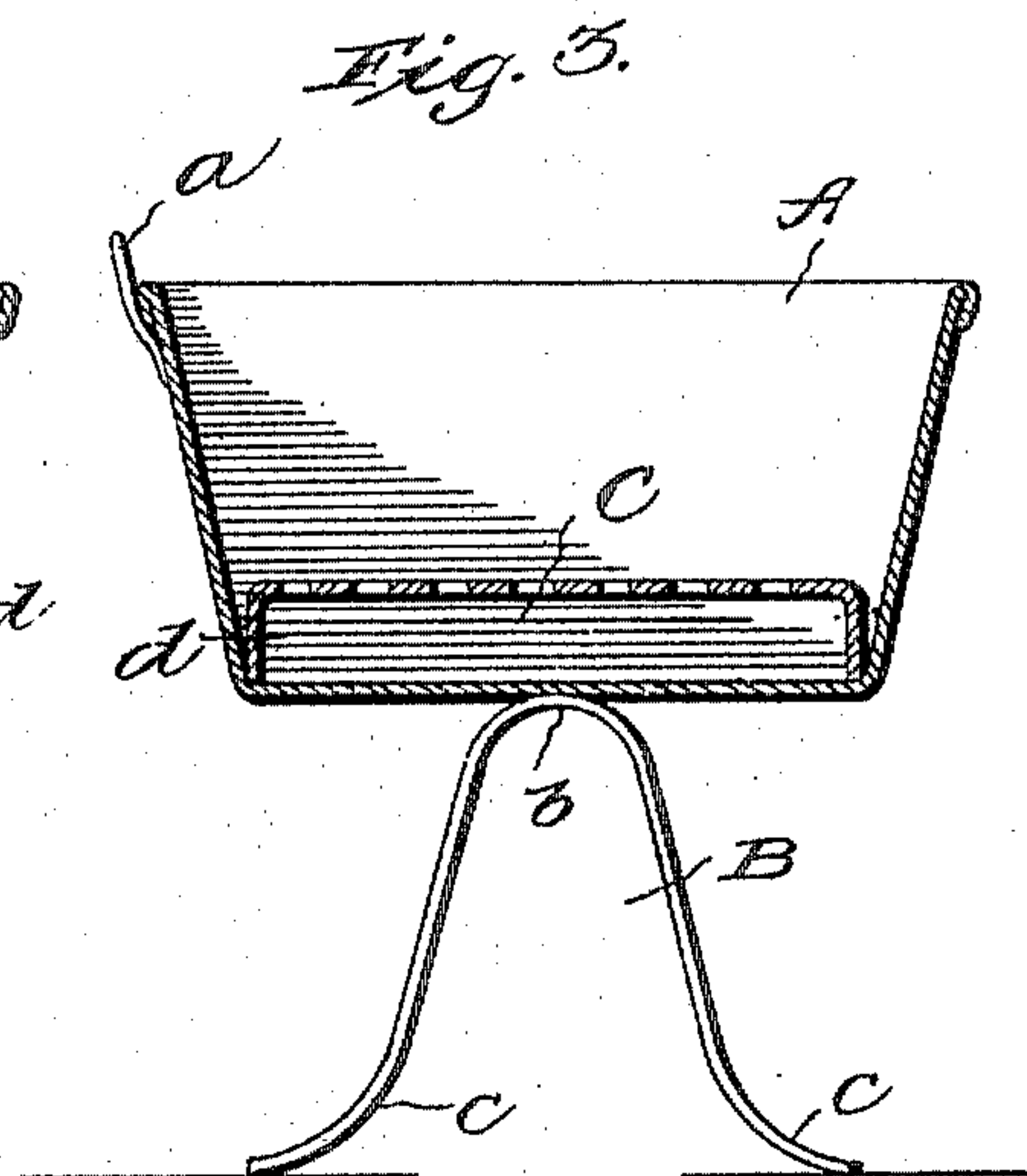
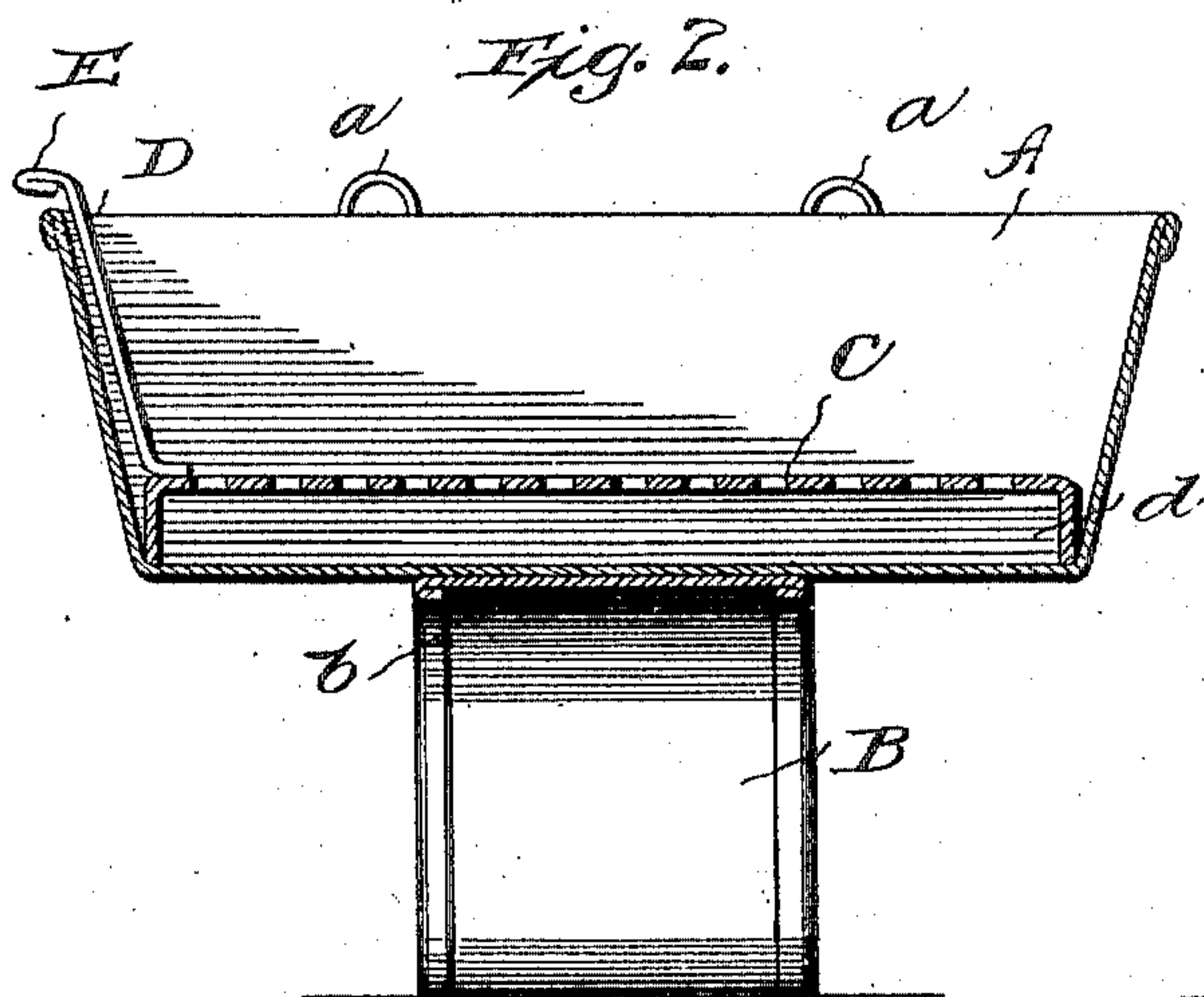
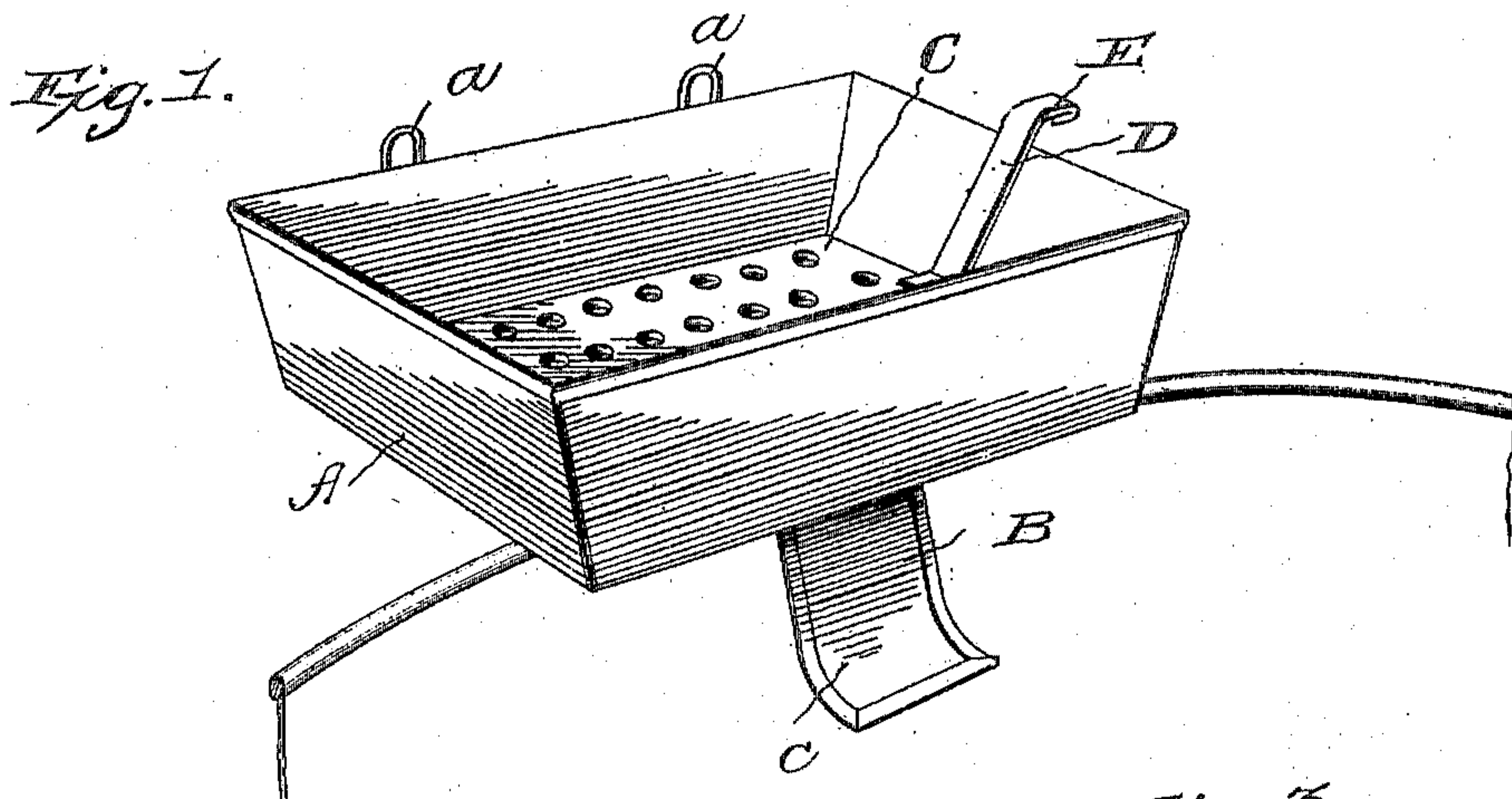


No. 816,860.

PATENTED APR. 3, 1906.

C. HOWARD.
SOAP HOLDER.

APPLICATION FILED SEPT. 19, 1905.



Witnesses
T. E. Turpin
W. C. Healy

By

Inventor
Clara Howard
James Shuby
Attorney

UNITED STATES PATENT OFFICE.

CLARA HOWARD, OF RICE LAKE, WISCONSIN.

SOAP-HOLDER.

No. 816,860.

Specification of Letters Patent.

Patented April 3, 1906.

Application filed September 19, 1905. Serial No. 279,125.

To all whom it may concern:

Be it known that I, CLARA HOWARD, a citizen of the United States, residing at Rice Lake, in the county of Barron and State of Wisconsin, have invented new and useful Improvements in Soap-Holders, of which the following is a specification.

My invention pertains to soap-holders; and it has for one of its objects the provision of a simple and inexpensive soap-holder adapted to be quickly and easily secured on and removed from a dish-pan, pail, or analogous receptacle.

Another object of the invention is the provision of a soap-holder embodying such a construction that a piece of soap may be lifted from the body of the holder and carried from one point to another without the necessity of a person handling the soap.

With the foregoing in mind the invention will be fully understood from the following description and claim when the same are considered in connection with the accompanying drawings, forming part of this specification, in which—

Figure 1 is a perspective view of my novel soap-holder, as the same appears when in proper position on the edge of a dish-pan. Fig. 2 is a vertical longitudinal central section of the holder removed. Fig. 3 is a transverse central section of the same, and Fig. 4 is a perspective view of the soap-supporting platform of the holder as said platform appears when removed from the holder-body.

Similar letters designate corresponding parts in all of the views of the drawings, referring to which—

A is the body of my novel soap-holder. The said body is preferably made of sheet metal and is preferably, though not necessarily, provided on one of its edges with two (more or less) loops *a*, whereby it may be readily hung upon nails or the like when not in use.

B is an attaching-loop, preferably of sheet metal, disposed under the body A. This loop B is of the shape of an inverted U and is soldered or otherwise fixed at the middle of its bight, as indicated by *b*, to the bottom of the body A. Its ends are flared, as indicated by *c*, and hence it may be readily placed over

the edge of a dish-pan or the like, Fig. 1, and as readily removed therefrom. While the said loop B rests loosely on the edge of the pan and is adapted to be placed on receptacle edges of various thicknesses, it will be observed that because of its depth it is adapted to effectually prevent accidental displacement of the holder. It will also be observed that by reason of the peculiar form of the attaching-loop B the soap-holder may, when desired, be stood on the said loop on a table or other flat surface after the manner shown in Fig. 3.

C is a foraminated soap-supporting platform, also preferably of sheet metal, removably arranged in the body A and having depending flanges *d* bearing on the bottom thereof, whereby it is adapted to drain water away from a wet piece of soap with a view of preventing deterioration thereof. At one end the platform C is provided with an arm D, which reaches upwardly therefrom and terminates in a finger-piece E. This finger-piece E is disposed above the edge of the body A and is designed to afford a convenient means whereby a person may lift the platform C and a piece of soap thereon from the body A and carry the said platform and piece of soap from one point to another, and this without the necessity of the hand coming in contact with the piece of soap. It will also be apparent that through the medium of the arm D and finger-piece E the platform C may be quickly and easily removed from the body A to facilitate cleaning of the holder and as conveniently replaced in said body.

I claim—

As a new article of manufacture, a soap-holder comprising a body shaped to receive a piece of soap, and an attaching-loop, of inverted-U shape, disposed below the body and fixed at the middle of its bight to the bottom thereof and having its ends flared and arranged in the same horizontal plane.

In testimony whereof I have hereunto set my hand in presence of two subscribing witnesses.

CLARA HOWARD.

Witnesses:

L. L. CONSTANCE,
E. H. BJOIN.