

No. 816,757.

PATENTED APR. 3, 1906.

W. SQUIER.
DOOR HOLDER.

APPLICATION FILED MAR. 17, 1905.

FIG. 1.

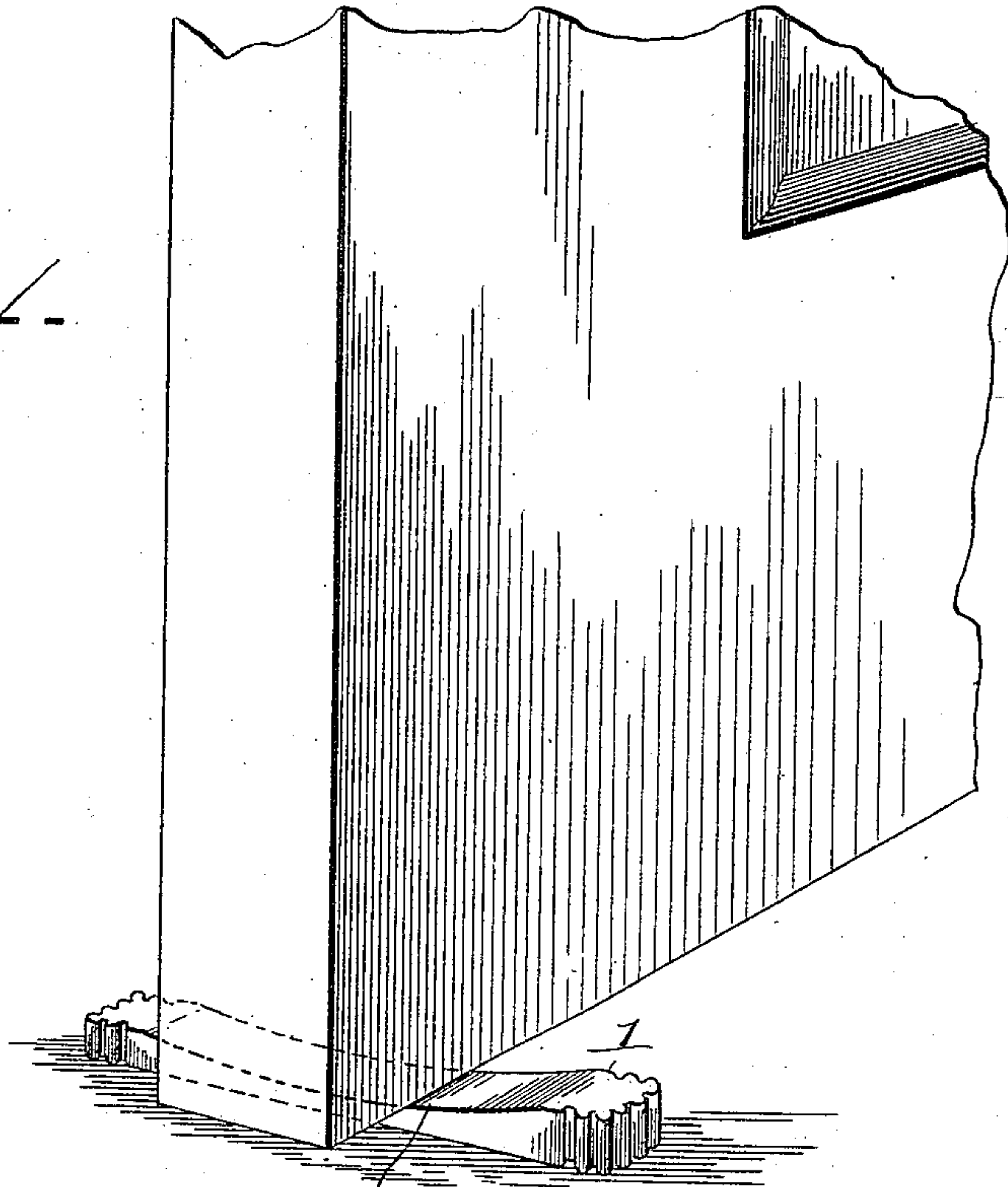


FIG. 2.


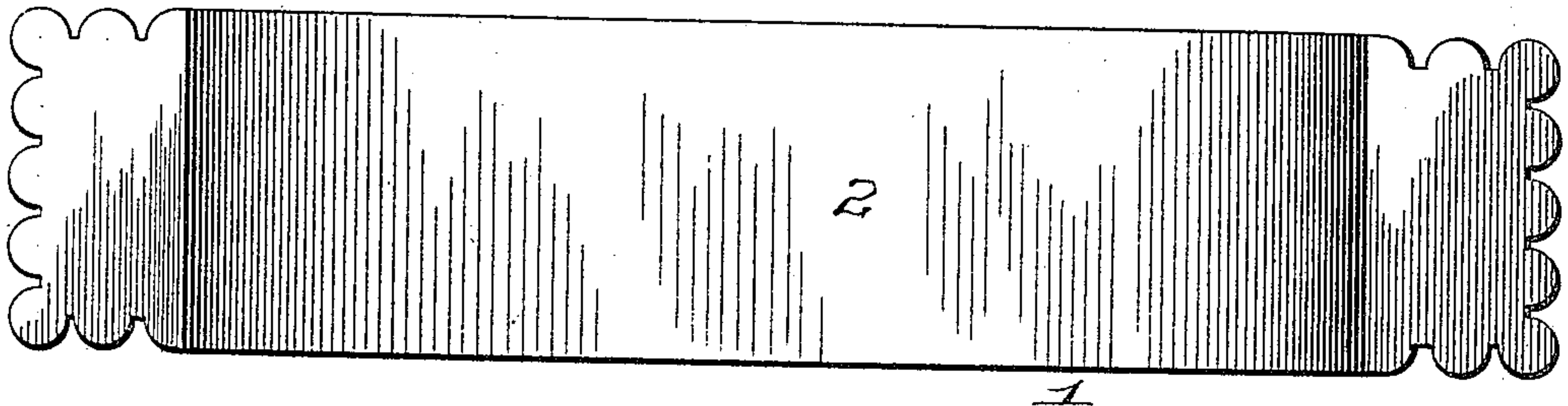


FIG. 3.



WITNESSES

E. J. Nottingham
G. F. Downing

INVENTOR

W. Squier
By H. A. Seymour
Attorney

UNITED STATES PATENT OFFICE.

WILLIAM SQUIER, OF DENVER, COLORADO.

DOOR-HOLDER.

No. 816,757.

Specification of Letters Patent.

Patented April 3, 1906.

Application filed March 17, 1905. Serial No. 250,577.

To all whom it may concern:

Be it known that I, WILLIAM SQUIER, a resident of Denver, in the county of Denver and State of Colorado, have invented certain new and useful Improvements in Door-Holders; and I do hereby declare the following to be a full, clear, and exact description of the invention, such as will enable others skilled in the art to which it appertains to make and use the same.

My invention relates to an improved door-holder, the object of the invention being to provide an improved portable device of this character which can be manufactured and sold at a small cost, which can be easily and quickly placed in operative position beneath a door or removed therefrom, and which will effectually hold the door when in use.

A further object is to provide a door-holder of simple construction and ornamental appearance and which will in no way injure either the door or floor-covering nor detract from the neat appearance of the room.

With these objects in view the invention consists in certain novel features of construction and combinations and arrangements of parts as will be more fully hereinafter described, and pointed out in the claim.

In the accompanying drawings, Figure 1 is a perspective view illustrating my improvements in operation. Fig. 2 is a side view of the holder, and Fig. 3 is a top plan view thereof.

1 represents my improved holder, which may be made of wood, metal, or any other suitable material. The lower edge of the holder is flat to rest on the floor, while the upper face is dished at its center, as shown at 2, and inclines upward to its ends, either in a curved line, as shown, or in a straight line, if preferred, forming, in effect, two opposite wedges. The ends of the holder are preferably ornamented as shown or in any other

manner to suit the trade, and I of course do not restrict myself to any particular design of ornamentation.

In operation the door is opened to the position desired, and my improved holder is inserted beneath the same, with its narrow central portion beneath the door and the holder lying at right angles to the door. A movement of the door in either direction wedges the holder tightly beneath the same and securely holds the door against accidental movement, yet when it is desired to move the door the holder can be readily removed or adjusted along the floor when the door is released from its wedged position.

It will thus be seen that with my improved holder after it is in position beneath the door a movement of either the door or holder will securely lock the door and that any tendency of the door to move only serves to more tightly wedge it.

The device is of extremely simple construction, cheap to manufacture, neat and attractive in appearance, and strong and durable in use.

Having fully described my invention, what I claim as new, and desire to secure by Letters Patent, is—

A door-holder consisting of a rectangular block having a concave upper face extending approximately from end to end of said block, whereby said block is made thinnest at its central portion to receive the bottom of a door between the thicker ends of said block and check the swinging of the door in either direction.

In testimony whereof I have signed this specification in the presence of two subscribing witnesses.

WILLIAM SQUIER.

Witnesses:

GEO. B. CAMPBELL,
MARY E. MYERS.