

No. 816,313.

PATENTED MAR. 27, 1906.

J. H. GOSS.
POWDER CAN TOP.
APPLICATION FILED SEPT. 29, 1905.

Fig. 1.

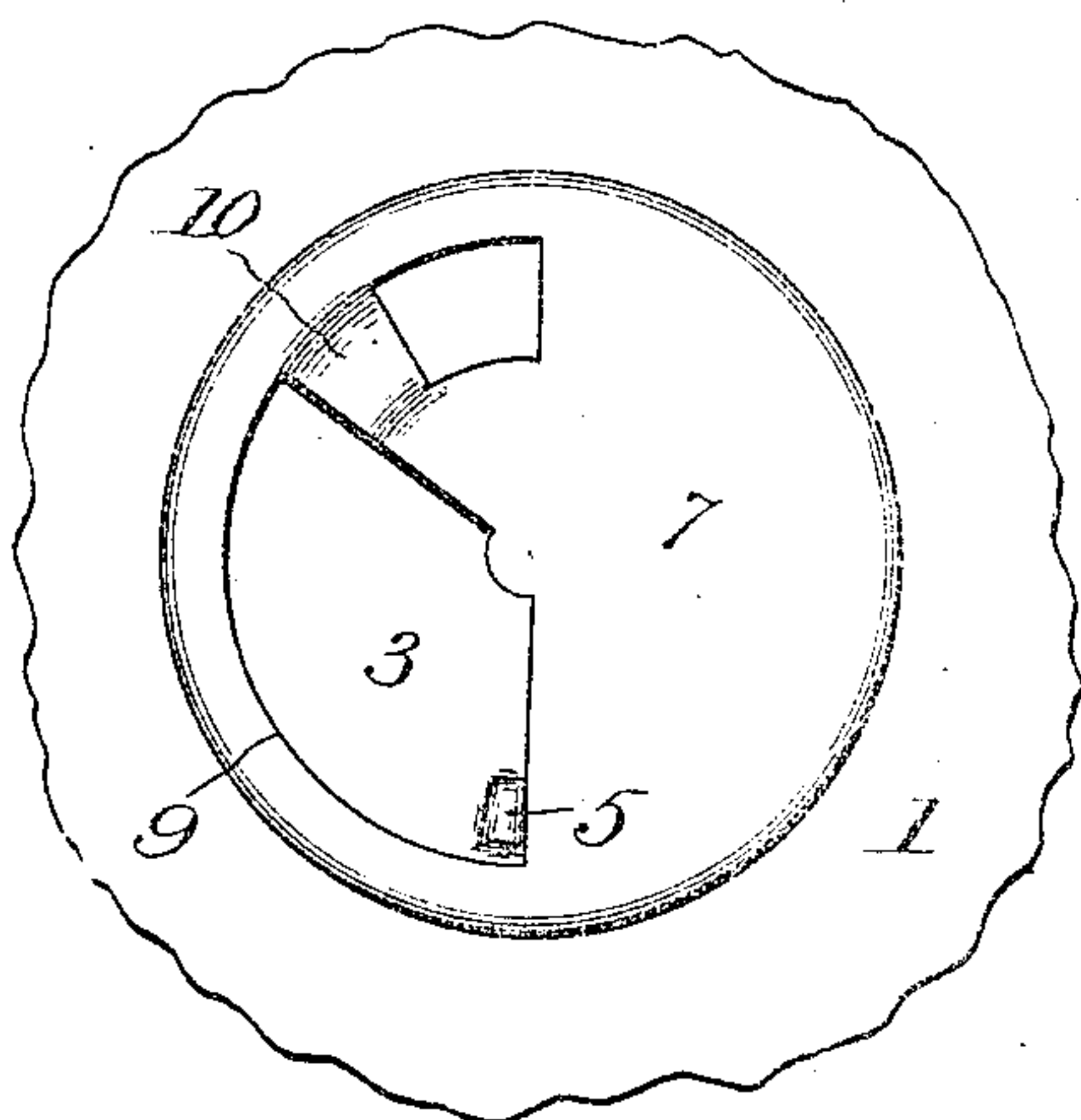


Fig. 3.

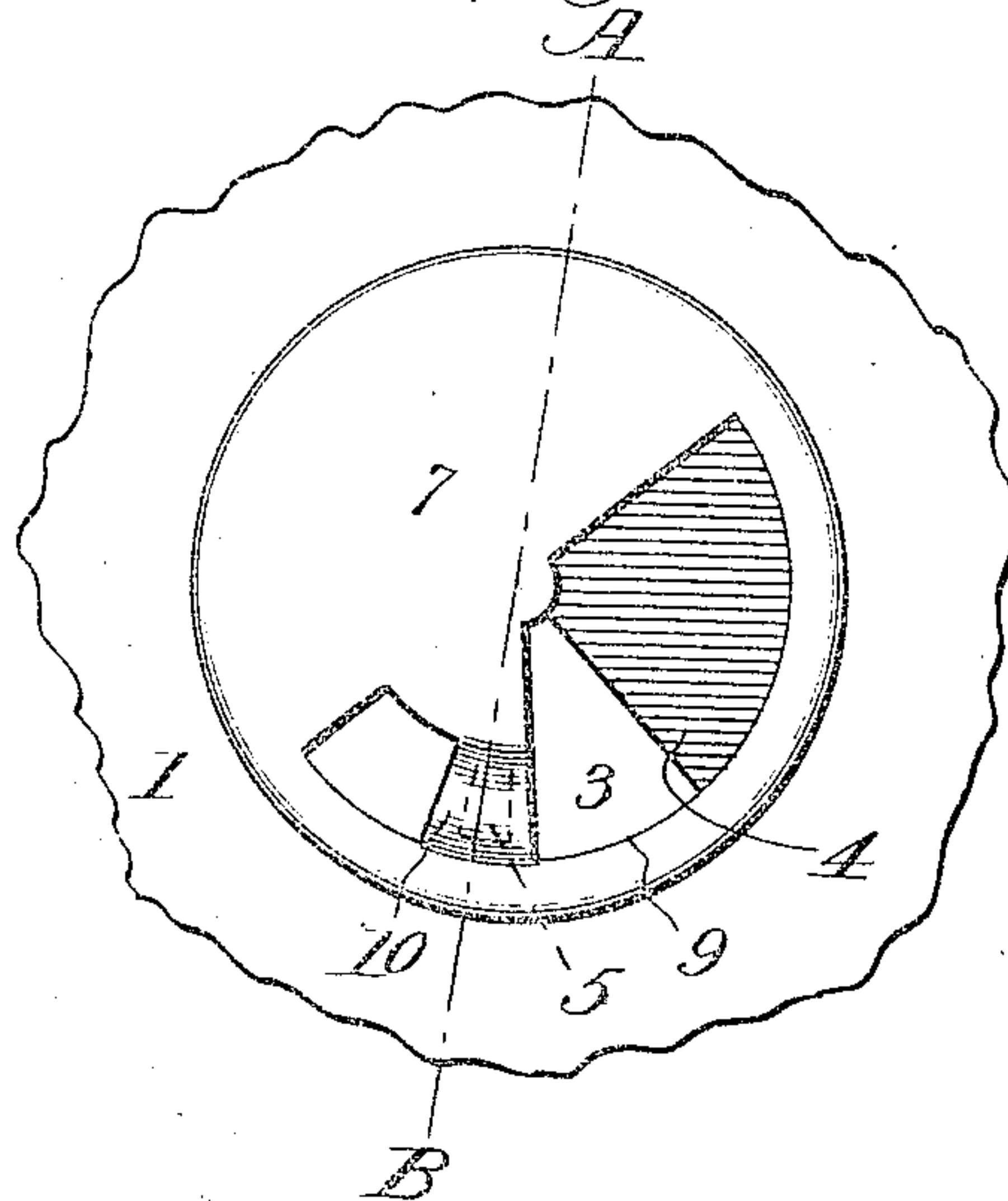


Fig. 2.

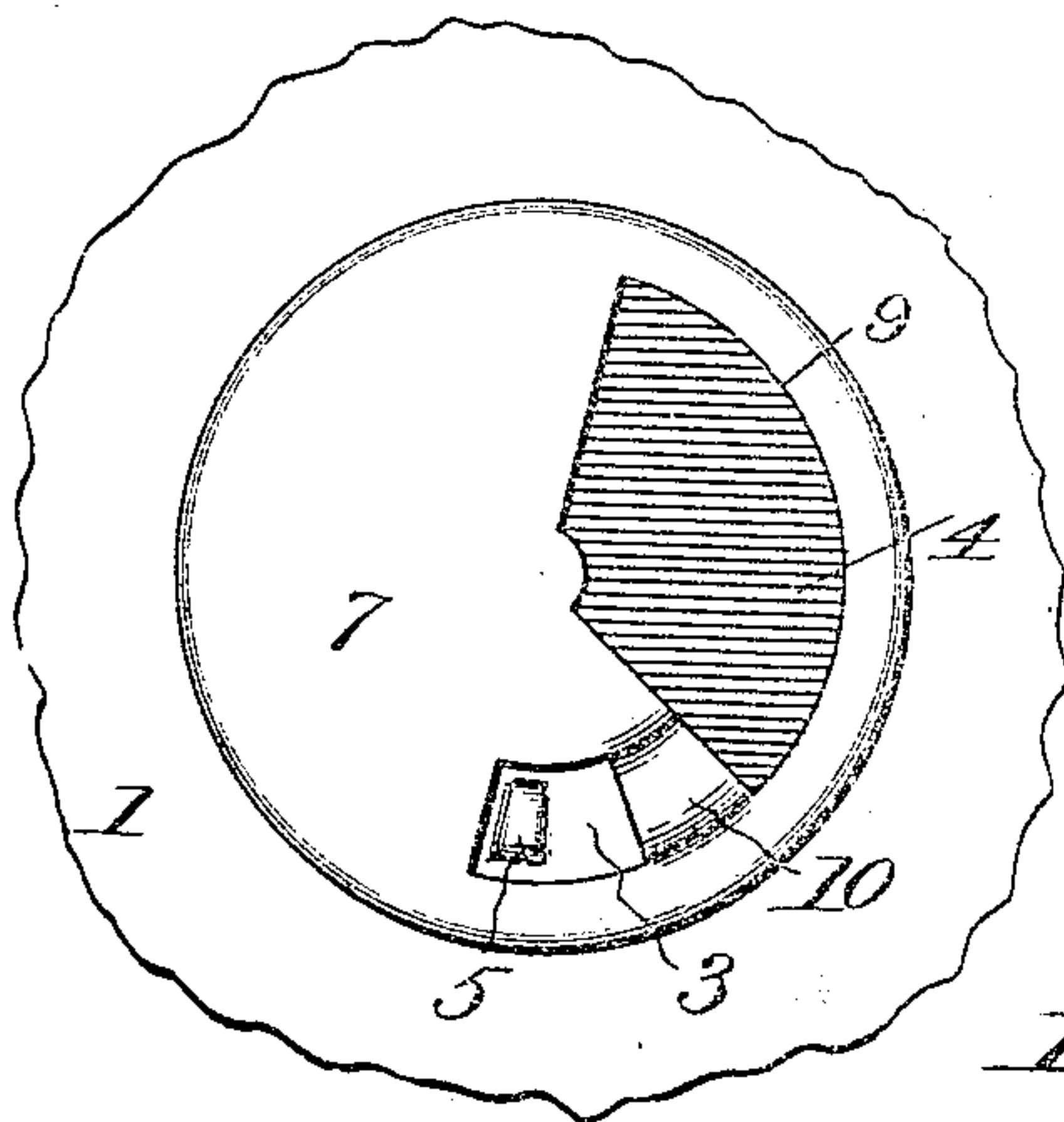


Fig. 4.

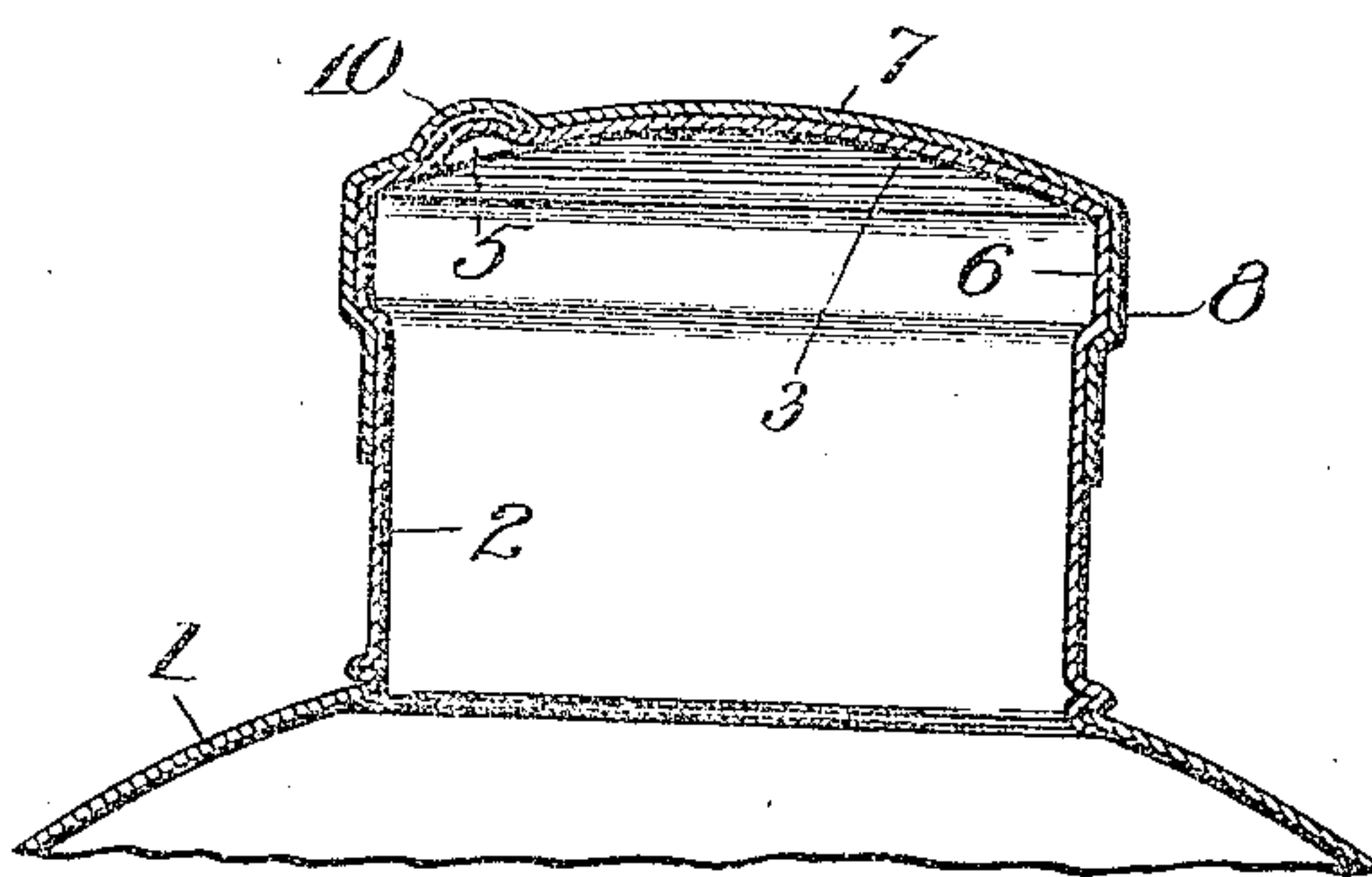
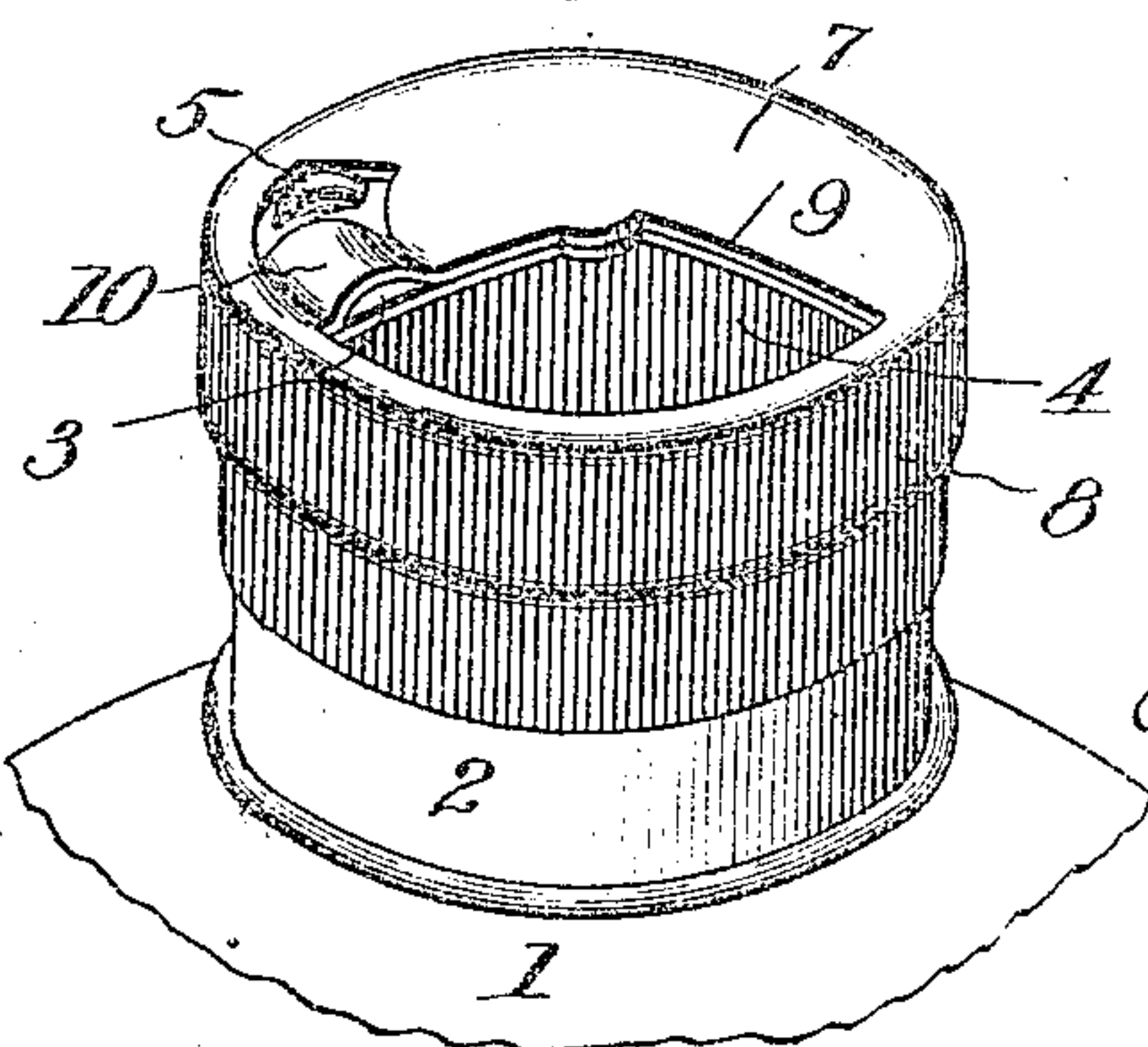


Fig. 5.



Witnesses
C. H. Walker,
C. H. Finckel.

Inventor
John H. Goss
by
Wm. H. Finckel
Attorney

UNITED STATES PATENT OFFICE.

JOHN H. GOSS, OF WATERBURY, CONNECTICUT, ASSIGNOR TO SCOVILL
MANUFACTURING COMPANY, OF WATERBURY, CONNECTICUT, A COR-
PORATION OF CONNECTICUT.

POWDER-CAN TOP.

No. 816,313.

Specification of Letters Patent.

Patented March 27, 1906.

Application filed September 29, 1905. Serial No. 280,659.

To all whom it may concern:

Be it known that I, JOHN H. GOSS, a citizen of the United States, residing at Waterbury, in the county of New Haven and State of Connecticut, have invented a certain new and useful Improvement in Powder-Can Tops, of which the following is a full, clear, and exact description.

This invention relates to that class of cans or receptacles which have a fixed top provided with an orifice and a movable device for opening and closing the said orifice and designed to contain a powder to be discharged through the orifice in limited quantities as desired, and a familiar illustration of the class of devices referred to is the dental or tooth powder can made of metal.

The object of the invention is to stiffen the movable device, permit the flattening of the top, and render the whole more nearly dust-proof.

The invention consists of a powder-can top having a segmental orifice in its dome and a stop adjacent thereto and a rotatable cover applied to the dome and having a complementary orifice spanned by a bridge adapted to ride over the stop as the can is opened and closed, all as I will proceed now more particularly to set forth and finally claim.

In the accompanying drawings, illustrating the invention, in the several figures of which like parts are similarly designated, Figure 1 is a top plan view, orifice closed. Figure 2 is a similar view, orifice opened. Figure 3 is a top plan view with the parts in position where the bridge and stop are in alinement. Figure 4 is a vertical cross-section taken in the plane of line A B, Fig. 3. Figure 5 is a perspective view, orifice opened.

The breast 1 supports a cylinder 2, having a dome 3, closed save for the segmental orifice 4, and adjacent to one of the radial edges

of this orifice is struck up a lug 5. A bead 6 circumscribes the base of the dome, and over the dome and around this bead is placed the cover 7, having a milled periphery 8, as seen in Fig. 5, so as to afford a grasping-surface for the thumb and finger in rotating the cover round the cylinder. The cover has an opening 9, corresponding to the orifice 4, but enough longer to include the lug 5, and this opening in the cover is spanned by a bridge 10, curved upwardly, so as to ride over the lug when the cover is rotated around the cylinder to open and close the orifice in the cylinder. When the radial edges of the cover-opening come into contact with the lug 5, the further movement of said cover is arrested, and hence the lug constitutes a stop and is herein so referred to.

The bridge serves to stiffen the cover, permits the flattening of the top, and holds the two parts in such intimate contact as to make the top when closed practically dust-proof.

The invention is susceptible of variations in the structure of the bridge and openings and in the assembling of the parts.

What I claim is—

A powder-can top, having a dome provided with a discharge-orifice and an adjacent stop, and a rotatable cover applied to said dome and having a complementary orifice and a bridge spanning said orifice and adapted to ride over said stop as the cover is rotated to cover and uncover the orifice in the dome.

In testimony whereof I have hereunto set my hand this 25th day of September, A. D. 1905.

JOHN H. GOSS.

Witnesses:

T. R. HYDE, Jr.,
PERCY DE F. WARNER.