

No. 816,301.

PATENTED MAR. 27, 1906.

R. H. & H. D. CURTIS.
SWEAT BAND.

APPLICATION FILED JULY 29, 1905.

Fig. 1.

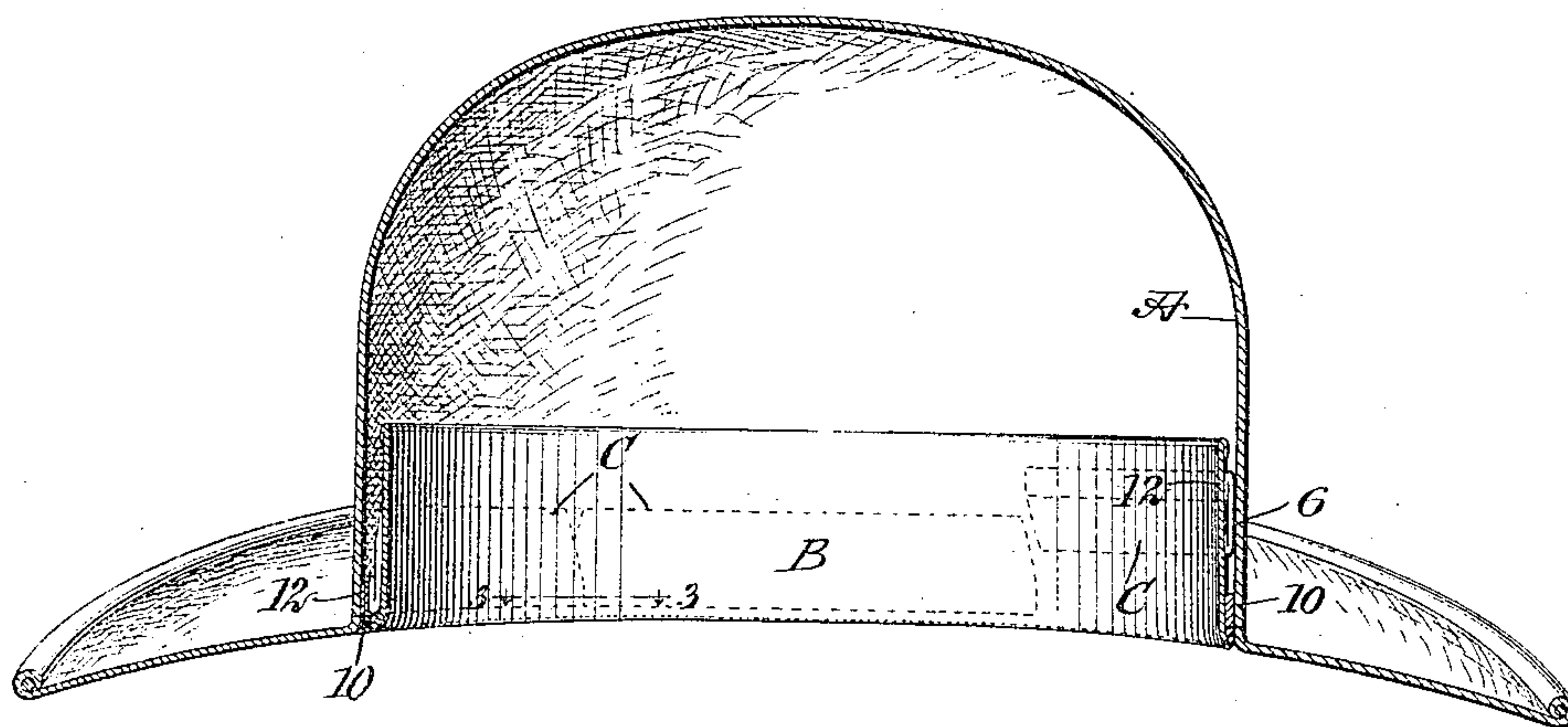
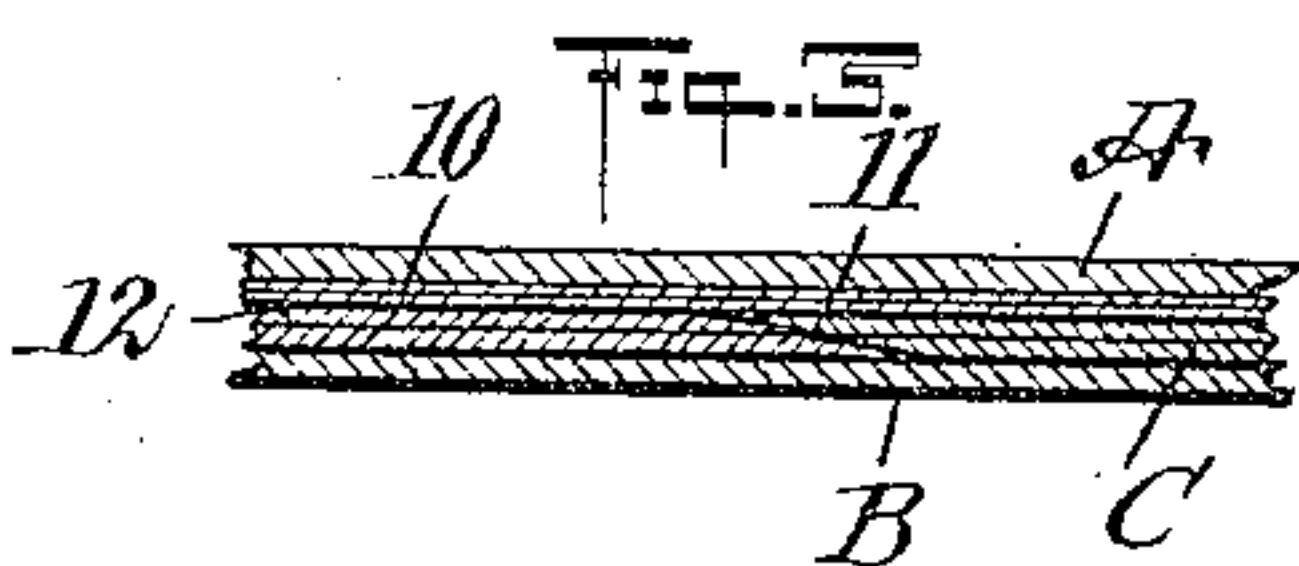
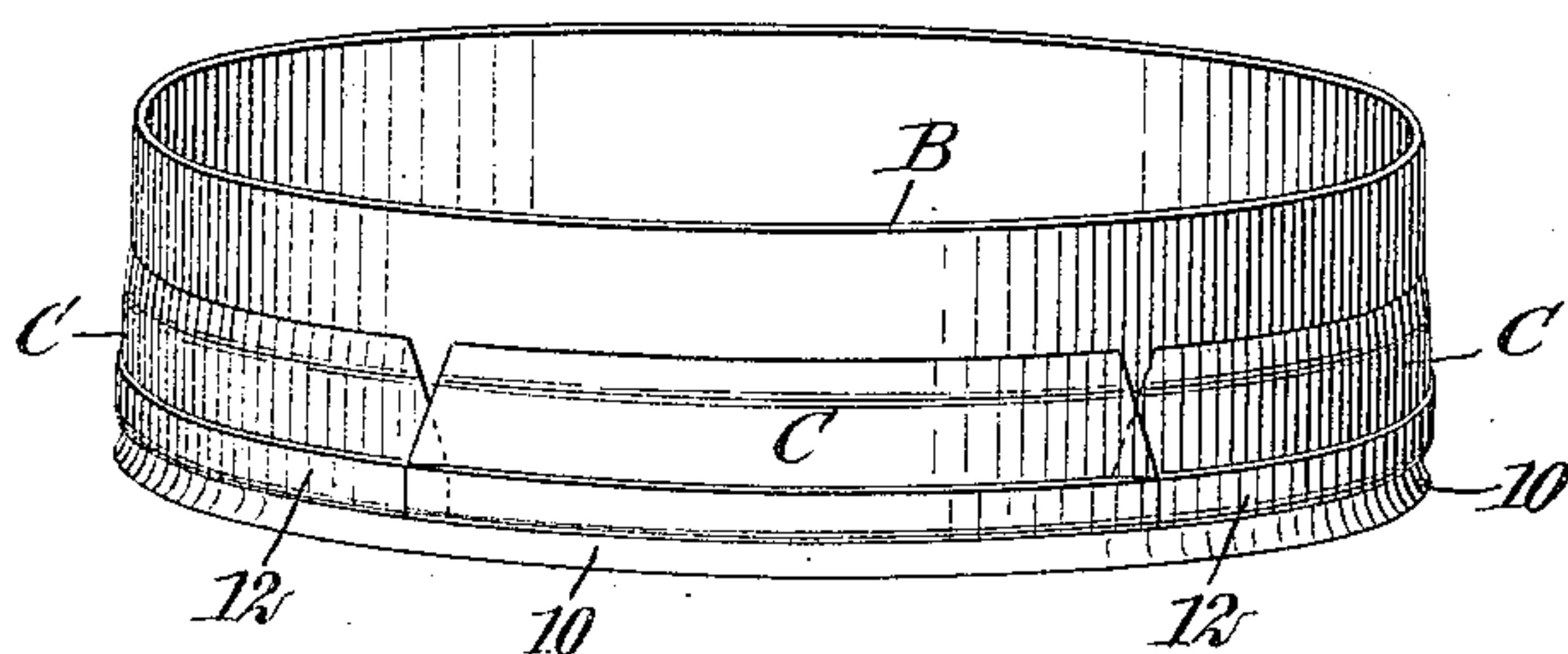


Fig. 2.



WITNESSES:

W. L. Cheney
J. H. H. H. H.

INVENTORS
Robert H. Curtis
Henry D. Curtis
BY

W. L. Cheney
ATTORNEYS

UNITED STATES PATENT OFFICE.

ROBERT H. CURTIS, OF LONG BRANCH, AND HENRY D. CURTIS, OF RED BANK, NEW JERSEY.

SWEAT-BAND.

No. 816,301.

Specification of Letters Patent.

Patented March 27, 1906.

Application filed July 29, 1905. Serial No. 271,781.

To all whom it may concern:

Be it known that we, ROBERT H. CURTIS, a resident of Long Branch, and HENRY D. CURTIS, a resident of Red Bank, in the county of Monmouth and State of New Jersey, citizens of the United States, have invented a new and Improved Sweat-Band, of which the following is a full, clear, and exact description.

The purpose of the invention is to provide a sweat-band having folding flexible members or leaves upon its inner face so arranged that when folded up in direction of the free edge of the band in a hat the said band will represent a given normal size and wherein when the said members or leaves are folded in direction of the edge of the band which is attached to the hat the interior measure of the sweat-band will be reduced about a half-size.

Another purpose of the invention is to so construct the folding members or leaves of the sweat-band and group them upon the band that the interior of the hat at the brim may be reduced in size all around or only at the front or sides or at any desired two or three points.

The invention consists in the novel construction and combination of the several parts, as will be hereinafter fully set forth, and pointed out in the claim.

Reference is to be had to the accompanying drawings, forming a part of this specification, in which similar characters of reference indicate corresponding parts in all the figures.

Figure 1 is a vertical section through a hat and the improved sweat-band applied thereto, illustrating a reduction of size at the side and front portion of the band. Fig. 2 is a perspective view of the improved sweat-band removed from the hat and illustrating the members or leaves attached to the sweat-band in the position to reduce the size of the hat all around, and Fig. 3 is a horizontal section taken substantially on the line 3 3 of Fig. 1.

A represents a hat, and B the sweat-band, provided with the usual cloth or pliable strip 10 secured to its outer marginal edge and by means of which the sweat-band is secured to the hat at its brim portion. The sweat-band may be made of any desired material. Usually, however, leather is employed, which is

provided upon its inner face with a series of longitudinal leaves C, preferably four in number, and said leaves are located one at the front, another at the back, and one at each side portion of the inner face of the sweat-band. The leaves C are preferably made of thin leather, although any equivalent material may be employed, and adjacent ends of the leaves overlap to a greater or lesser extent. The overlapping ends of the leaves are beveled, as is best shown at 11 in Fig. 3, so as not to be unusually or uncomfortably bulky where the leaves meet. Each leaf C is attached at one longitudinal edge by a cementing compound or other approved means to the inner face of the sweat-band B centrally between the longitudinal edges of the band, as is shown best in Fig. 2, the leaves being rendered quite thin where they connect with the sweat-band, and at the opposite or free longitudinal edge of each leaf C the said edge is turned over and secured to the body in such manner as to form a longitudinal marginal rib 12. When the leaves are folded up or carried in direction of the free edge of the sweat-band, as is shown by dotted lines to the right in Fig. 1, the sweat-band will be of the normal size—size seven, for example—since the leaves will have no influence whatsoever on the band. When, however, it is desired to reduce the size of the hat, it is simply necessary to pull the sweat-band out at its free portion and then fold the leaves C downward until their ribs 12 are at that portion of the band where it is attached to the hat, and upon restoring the sweat-band to its normal position the size of the hat will have been reduced, for example, from a seven to a six and seven-eighths. It will be observed that the ribs 12 only are instrumental in effecting this reduction in size, as the said ribs will lie between the inner face of the sweat-band and the corresponding inner face of the crown at the brim, materially contracting or lessening the size of the sweat-band where it engages with the head of the wearer of the hat.

It will be observed that a reducing mechanism is thus always at hand in the hat and may be brought into action whenever necessary. It is further obvious that a reduction in size may be made at the front or at the back only, or at the sides only, or at any two or more points, as occasion may demand.

The improved sweat-band is not materially heavier than the ordinary sweat-band and is as sightly in a hat as the band now in use.

Having thus described our invention, we
5 claim as new and desire to secure by Letters Patent—

As an improved article of manufacture, a sweat-band for hats, and a series of leaves of pliable material secured at one longitudinal
10 edge to the central circumferential portion of the band, being provided at their opposite or free longitudinal edges with marginal ribs,

the ends of adjacent leaves being beveled, and the said adjacent ends being arranged to overlap, as described.

In testimony whereof we have signed our names to this specification in the presence of two subscribing witnesses.

ROBERT H. CURTIS.
HENRY D. CURTIS.

Witnesses:

J. FRED. ACKER,
JNO. M. RITTER.