

No. 816,231.

PATENTED MAR. 27, 1906.

W. HILL & W. DALGARNO.

MUFFLER.

APPLICATION FILED NOV. 4, 1904.

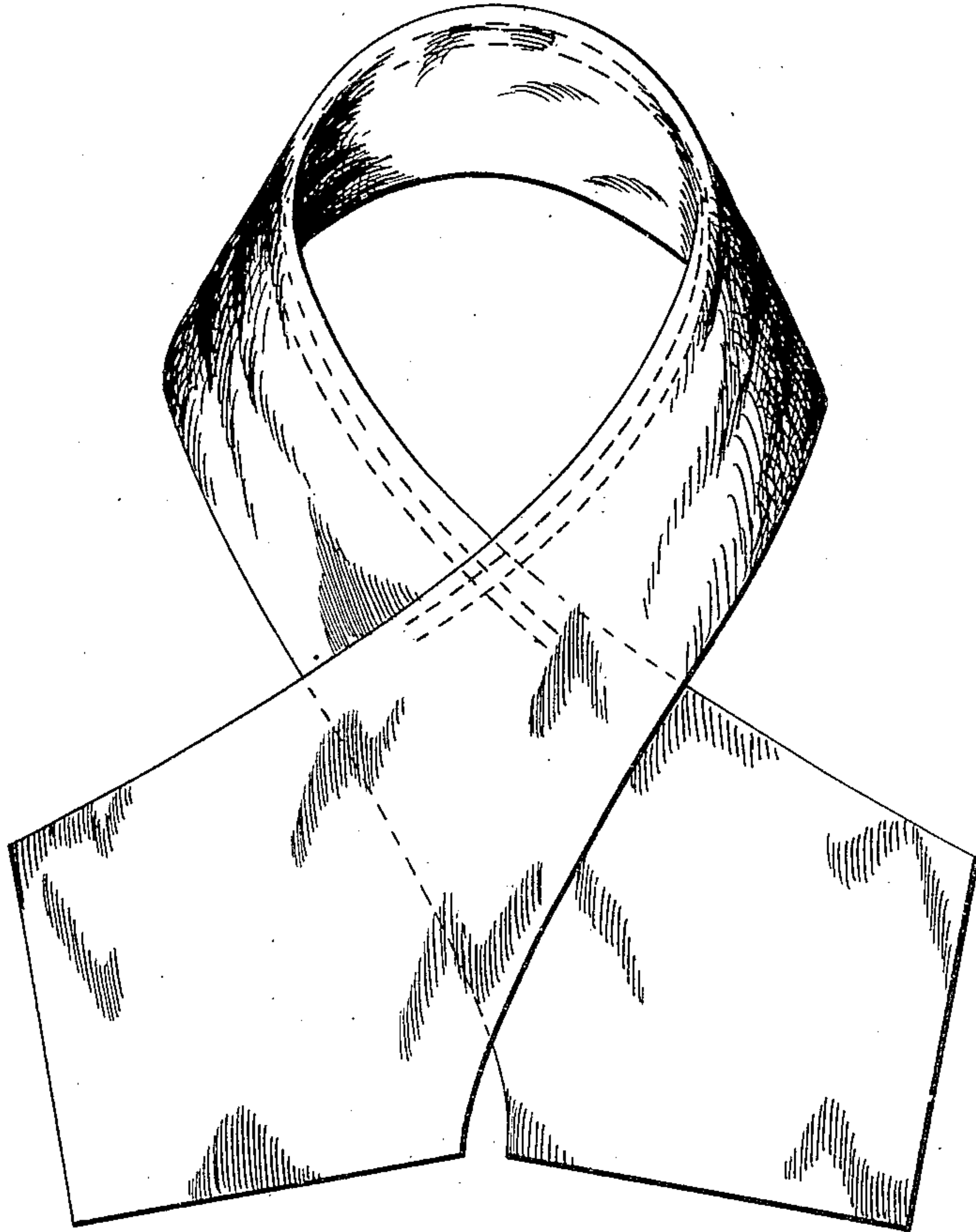
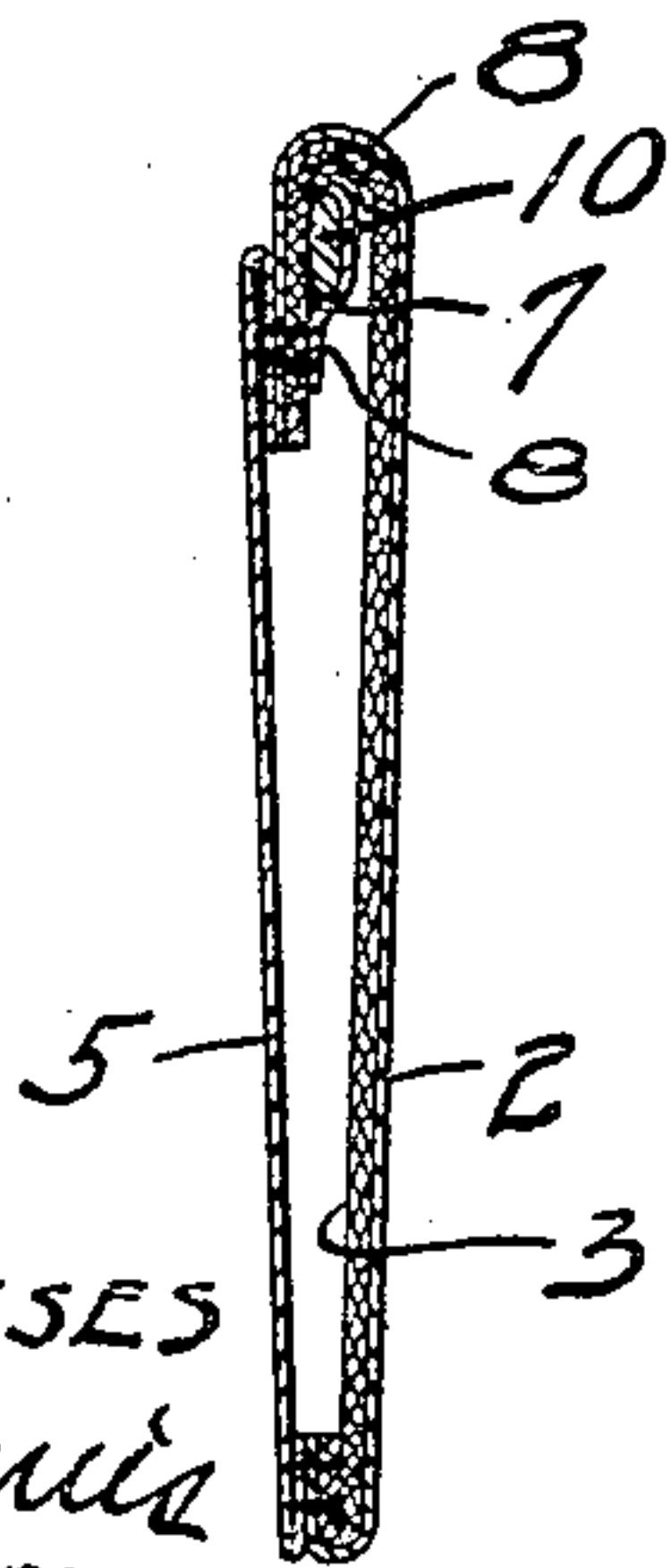


FIG. 1



WITNESSES
M. M. Smith
O. G. Hanson.

FIG. 3.

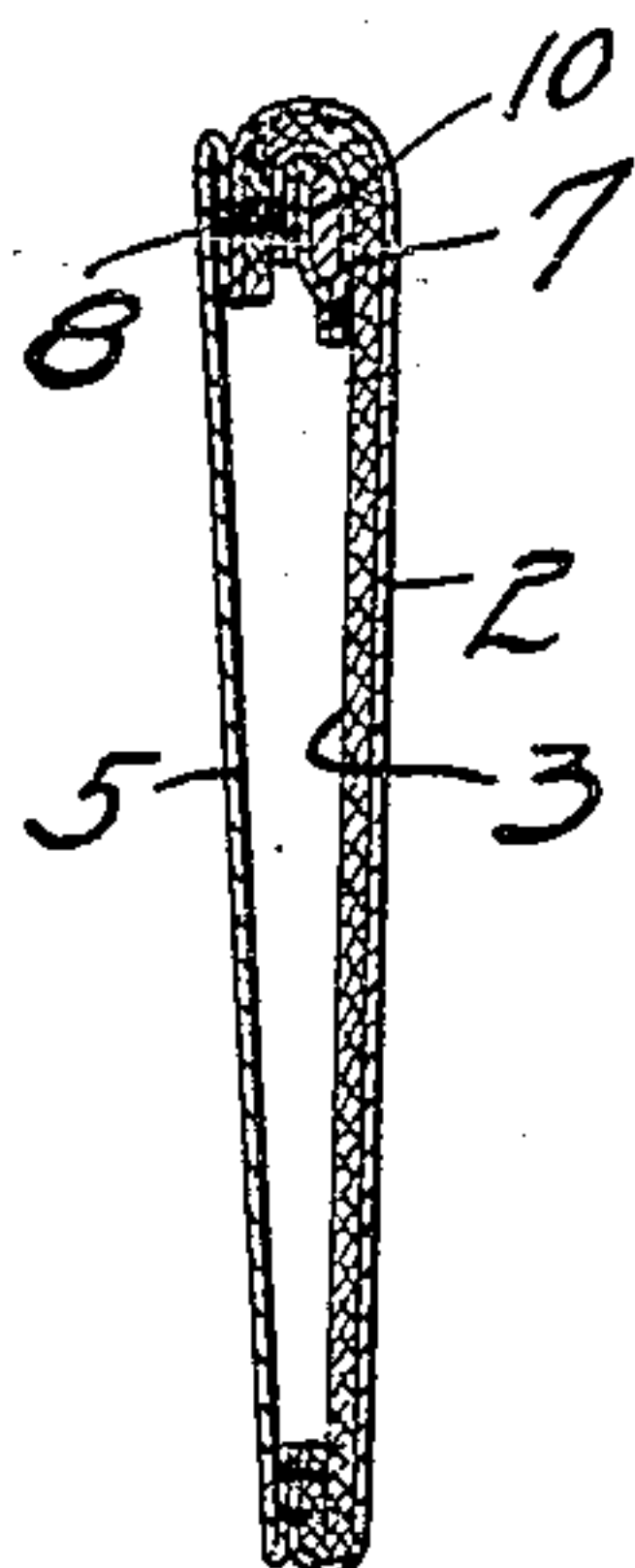
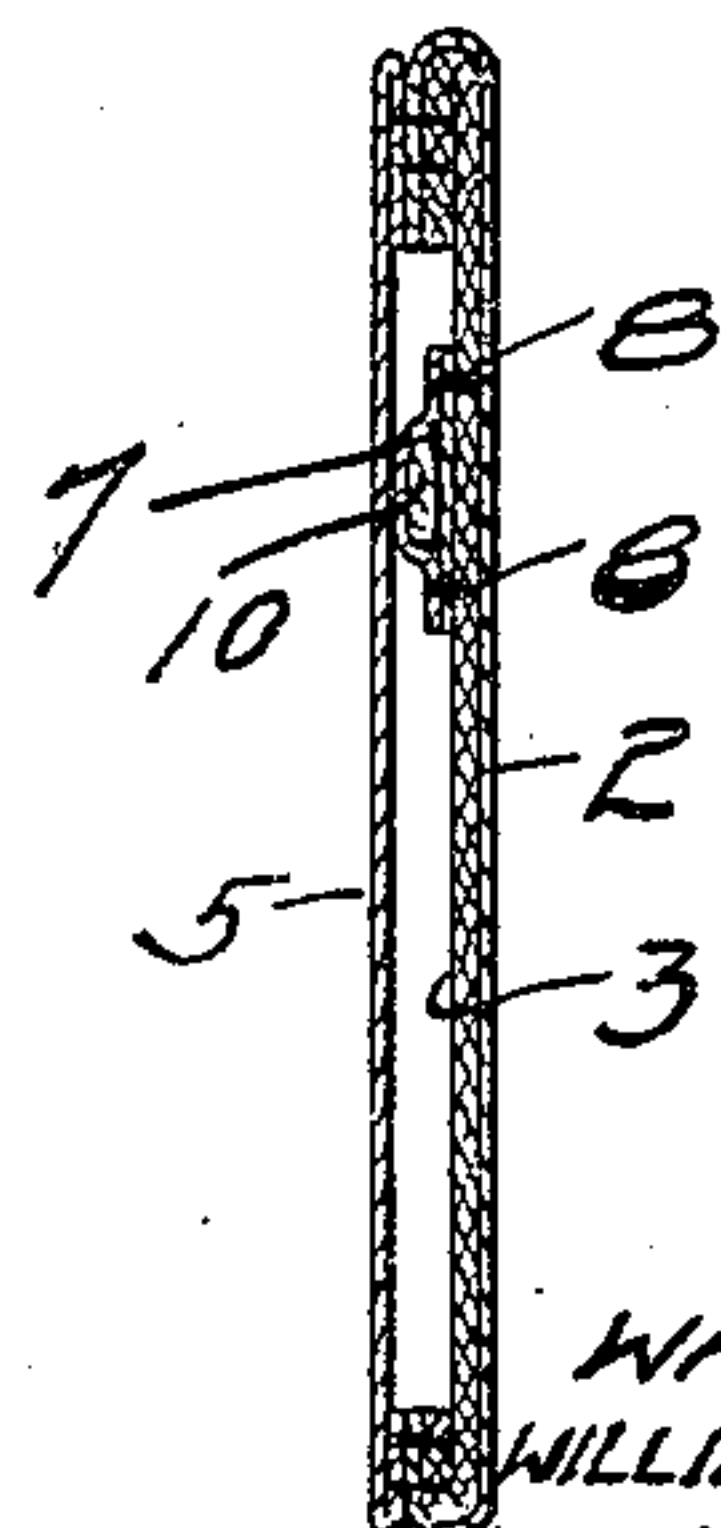


FIG. 2



INVENTORS
WALTER HILL
WILLIAM DALGARNO
BY Paul & Paul
THEIR ATTORNEYS

FIG. 4

UNITED STATES PATENT OFFICE.

WALTER HILL, OF ST. PAUL, AND WILLIAM DALGARNO, OF MINNEAPOLIS,
MINNESOTA.

MUFFLER.

No. 816,231.

Specification of Letters Patent.

Patented March 27, 1906.

Application filed November 4, 1904. Serial No. 231,428.

To all whom it may concern:

Be it known that we, WALTER HILL, of St. Paul, Ramsey county, and WILLIAM DALGARNO, of Minneapolis, Hennepin county, Minnesota, have invented certain new and useful Improvements in Mufflers, of which the following is a specification.

This invention relates to improvements in mufflers; and the object we have in view is to provide a muffler that will maintain its position about the neck of the wearer when put in place, while at the same time it will have the appearance of an ordinary soft muffler.

The invention consists generally in providing a spring that is secured in a suitable pocket on the interior of the muffler and which can be placed in any desired position so as to leave a free edge of any desired width above the spring, whereby the upper edge of the muffler, as well as the lower edge, will be left free and soft.

The invention consists generally in the construction and combination hereinafter described, and particularly pointed out in the claim.

In the accompanying drawings, forming part of this specification, Figure 1 is a perspective view of a muffler embodying our invention. Fig. 2 is a transverse section of the same. Figs. 3 and 4 are similar sections showing modifications of the means for securing the spring in position.

In the drawings, 2 represents the front section of the muffler, which is preferably formed of silk or other suitable material, of a size and shape adapted to extend and fit about the neck of the wearer. Arranged within the section 2 is a lining 3, preferably of heavier material than the front section of the muffler, and a rear section 5 is provided of the same shape as the front section. The rear section may be formed of the same material as the front section, or it may be formed of any

other suitable material. Arranged between the front and back sections of the muffler is a pocket 7, preferably formed by a narrow strip of tape or similar material folded to form a pocket and stitched at 8 to the lining of the muffler. If preferred, the pocket may be made by stitching both edges of the tape to the lining, whereby one side of the pocket will be formed by the lining. This pocket may be placed near the top of the muffler, as shown in Figs. 2 and 3, or it may be placed at any point below the top, as shown in Fig. 4.

Arranged within the pocket 7 is a flat curved spring 10, of suitable shape to extend around the neck of the wearer and hold the muffler in position and maintain its shape. This spring may be removed by making an opening in the muffler opposite the end of the pocket, and it may be reinserted in the pocket at any time. The spring may be removed and the muffler reversed and the spring again inserted. This provides quick means for reversing the muffler. The spring may be placed at any point below the upper edge of the muffler, so as to leave the upper edge free and soft.

We claim as our invention—

A muffler comprising a front section, a lining-section, and a rear section, each formed of a suitable fabric with the edges of said sections stitched together, a pocket formed of a tape secured to the inner side on the lining-section below its top edge and a flat curved spring arranged within said pocket, whereby a soft free edge is formed both above and below said spring, substantially as described.

In witness whereof we have hereunto set our hands this 28th day of October, 1904.

WALTER HILL.

WILLIAM DALGARNO.

Witnesses:

C. G. HANSON,
A. C. PAUL.