

No. 815,767.

PATENTED MAR. 20, 1906.

F. E. VORCE.
ADJUSTABLE HAME CLIP.
APPLICATION FILED OCT. 12, 1905.

Fig. 1.

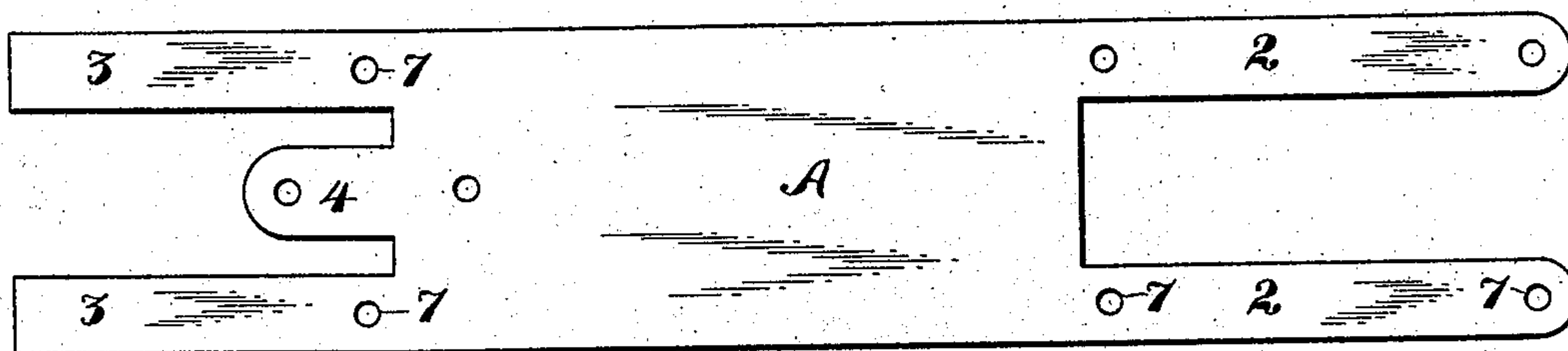


Fig. 2.

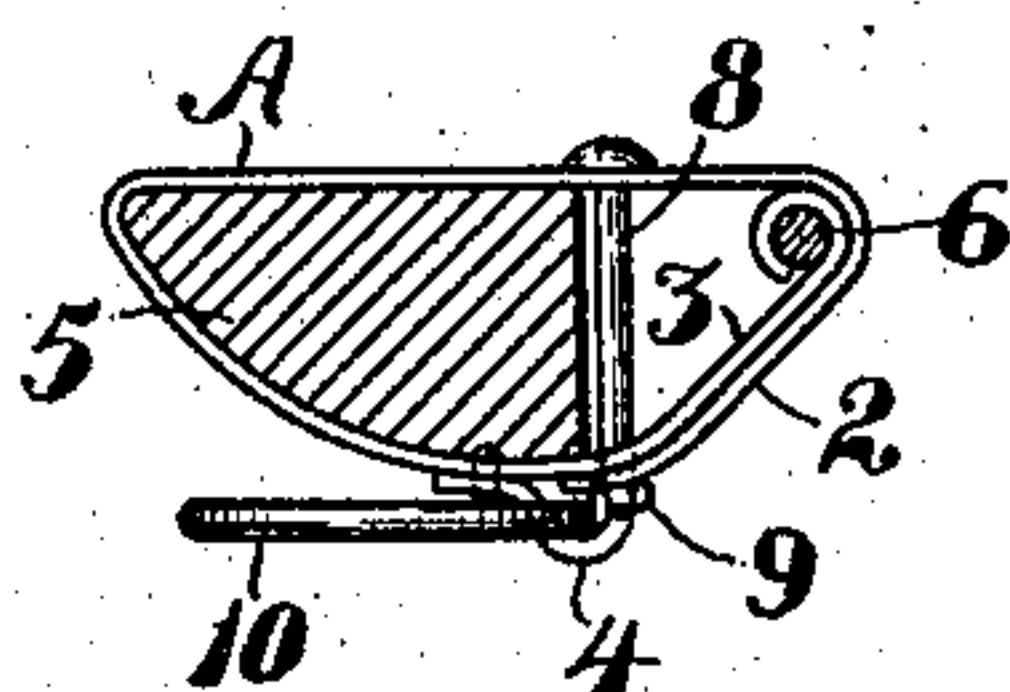
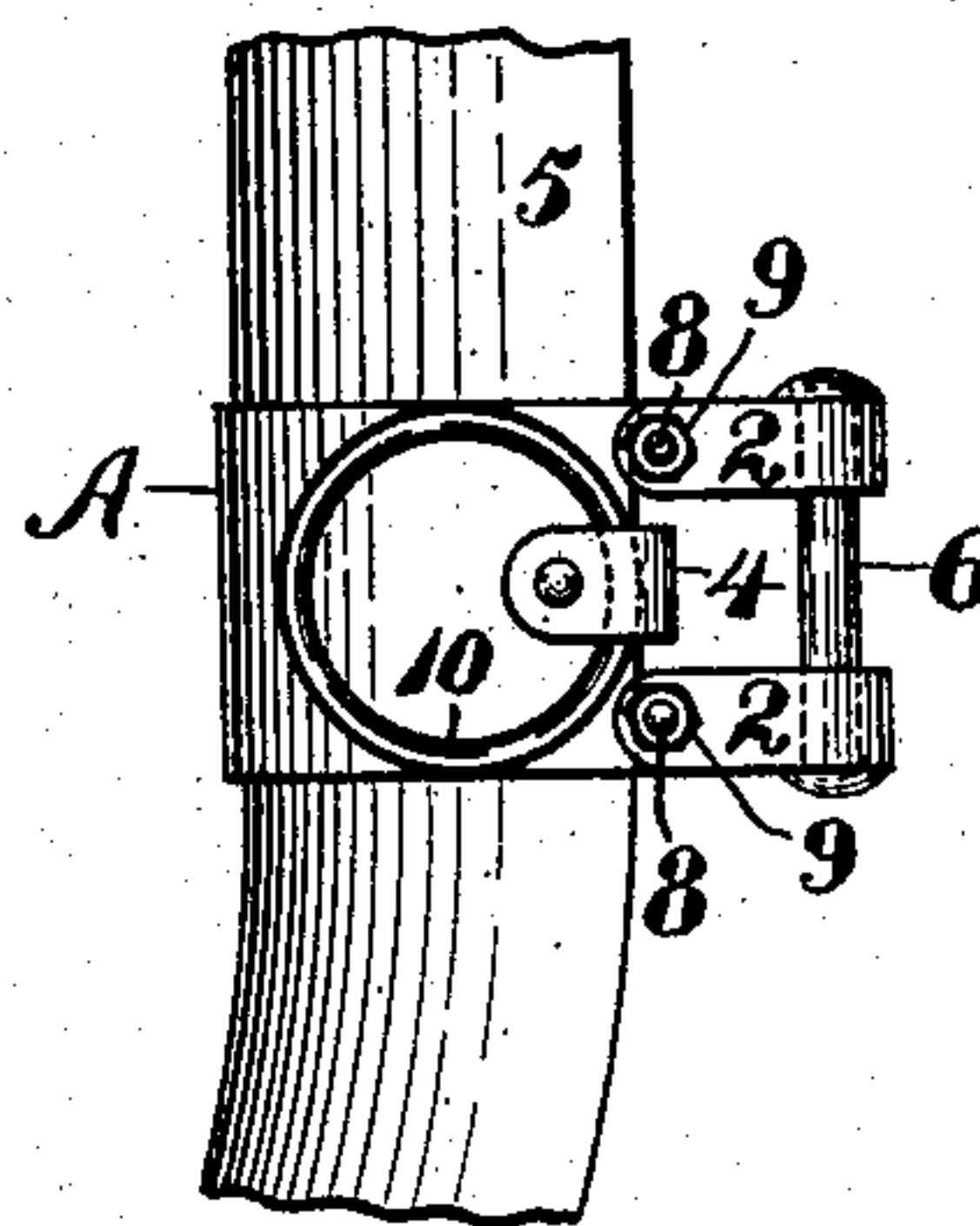


Fig. 3.



Witnesses:
F. C. Fliedner
J. A. Morse

Inventor,
Firman E. Vorce
By Geo. H. Strong atty

UNITED STATES PATENT OFFICE.

FIRMAN E. VORCE, OF FRESNO, CALIFORNIA.

ADJUSTABLE HAME-CLIP.

No. 815,767.

Specification of Letters Patent.

Patented March 20, 1906.

Application filed October 12, 1905. Serial No. 282,449.

To all whom it may concern:

Be it known that I, FIRMAN E. VORCE, a citizen of the United States, residing at Fresno, in the county of Fresno and State of California, have invented new and useful Improvements in Adjustable Hame-Clips, of which the following is a specification.

My invention relates to an adjustable mounting for harness-hames.

It is customary for farmers and others to buy a set of harness with the hames adapted to fit collars of all sizes—say from eighteen to twenty-two inches. A harness is generally so constructed that the hames will correctly fit a particular size collar and the tugs are usually attached to the hames permanently and at a particular point for a particular collar or horse. If, for instance, the hames are best suited for an eighteen-inch collar, they do not fit equally well when thrown onto a twenty-two-inch collar. The consequence is that the draft comes too high or too low on a horse when a set of harness is thrown onto him which was intended for a larger or smaller animal. Sufficient care is not always taken, and it is not always within the means of the farmer to see that the hames fit correctly, and more or less chafing and inconvenience results to the poor animals.

The object of my invention is to provide a simple, cheap, practical, easily-shiftable means for attachment of the tugs or traces with the hames, so that the draft may always be brought at the right point on the horse's shoulders irrespective of the size of the hames or collar or horse.

The invention consists of the parts and the construction and the combination of parts, as hereinafter more fully described and claimed, having reference to the accompanying drawings, in which—

Figure 1 is a blank from which my clip is formed. Fig. 2 shows the application of the clip to a hame, being an end view of the clip and a section of the hame. Fig. 3 is a side elevation of same.

My clip comprises a blank A, Fig. 1, struck from a single piece of bendable sheet metal and provided at one end with projections or tongues 2 and at the other end with the projections or tongues 3 4, the tongue 4 here shown as between and shorter than the tongues 3. The body of the plate is bendable to embrace a hame, as 5. The ends of the tongues 3 are turned over to provide eyes

for a bolt or pin 6, to which the tug or trace is connected. The tongues 2 are adapted to be folded around the folded ends of the tongues 3 and the tongues 2 3 and body A are perforated correspondingly, as shown at 7, Fig. 1, to receive the tightening screws or bolts 8, having the nuts 9. By folding the tongues 2 around the pivot ends of the tongues 3 an additional support or reinforced bearing is offered to the tug-pin 6. The tongues 2 are bendable, so as to allow a clip to be used on a hame already in use, being adapted to fold over and to bring their perforations 7 into register with the corresponding perforations through which the bolts 8 pass. The tongue 4 is folded outward and back and slightly downward, as shown in Fig. 2, and riveted to the plate and forms a holder or retainer for the breast-strap ring 10.

By slacking up first on the clamping-bolts 8 the clip may be slid up or down on a hame and then locked, so as to bring the draft at that point on the shoulder and breast most advantageous to the animal.

Having thus described my invention, what I claim, and desire to secure by Letters Patent, is—

1. A blank for a hame-clip comprising a perforated plate of bendable sheet metal of suitable length and width having two spaced tongues at one end and three tongues at the other all struck from the plate, said tongues having perforations corresponding with the perforations in the plate.

2. The combination with a hame of a shiftable mounting therefor, comprising a bendable metal plate having foldable tongues at its opposite ends, the tongues at one end bent to form axially-alined separated eyes, a tug-bolt passing through said eyes, said eye-forming tongues embraced by tongues on the opposite end of the plate, clamp-bolts passing through perforations in the tongues and plate and to one side of the hame to cause the clip to grip the hame, and a breast-strap ring retained by another of the said tongues on the plate.

In testimony whereof I have hereunto set my hand in presence of two subscribing witnesses.

FIRMAN E. VORCE.

Witnesses:

W. S. McSWAIN,
I. H. PATTERSON.