

No. 815,515.

PATENTED MAR. 20, 1906.

E. M. CYPHERS.
PENCIL HOLDER.
APPLICATION FILED MAY 16, 1905.




Fig. 1.

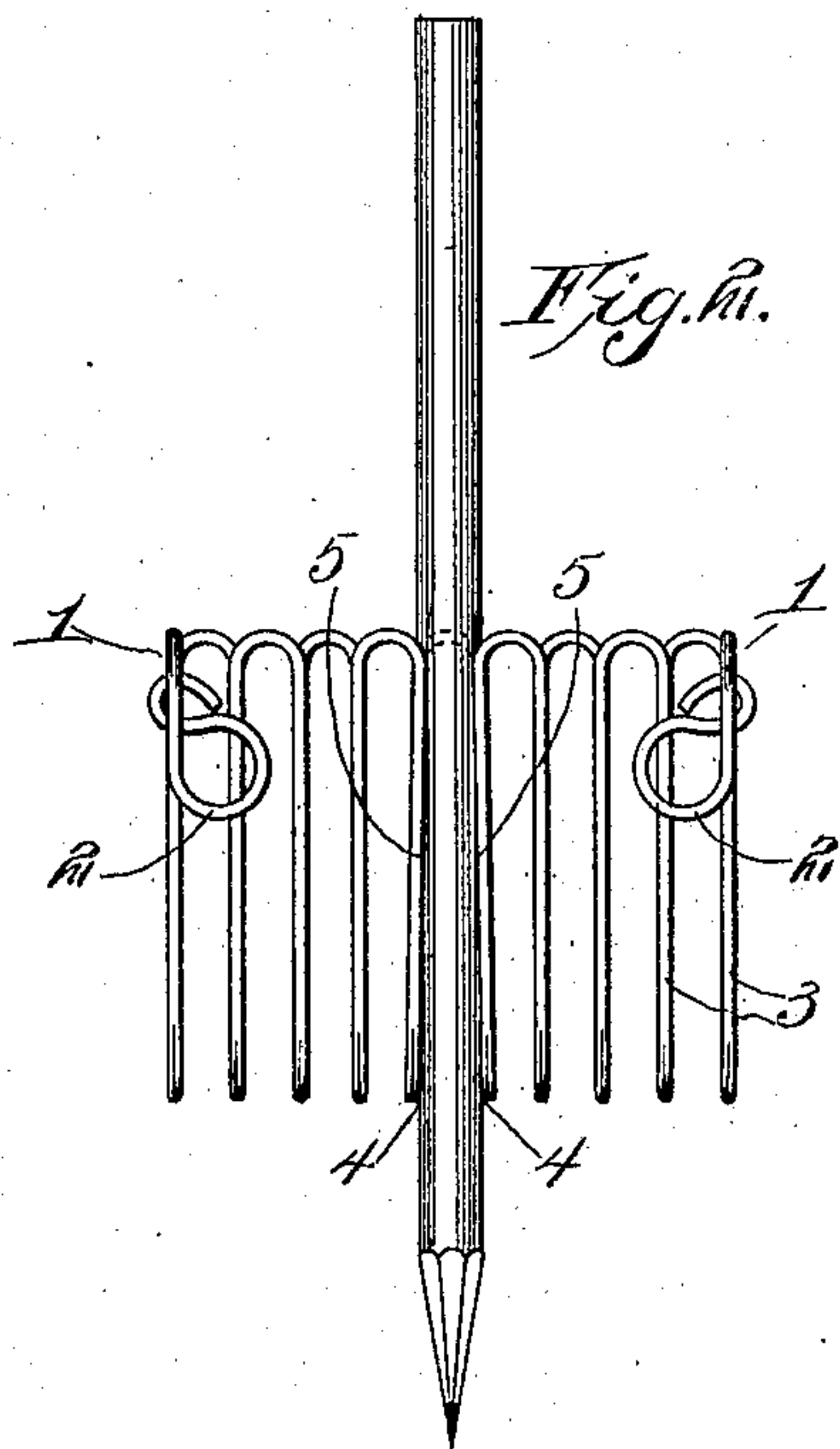


Fig. 2.

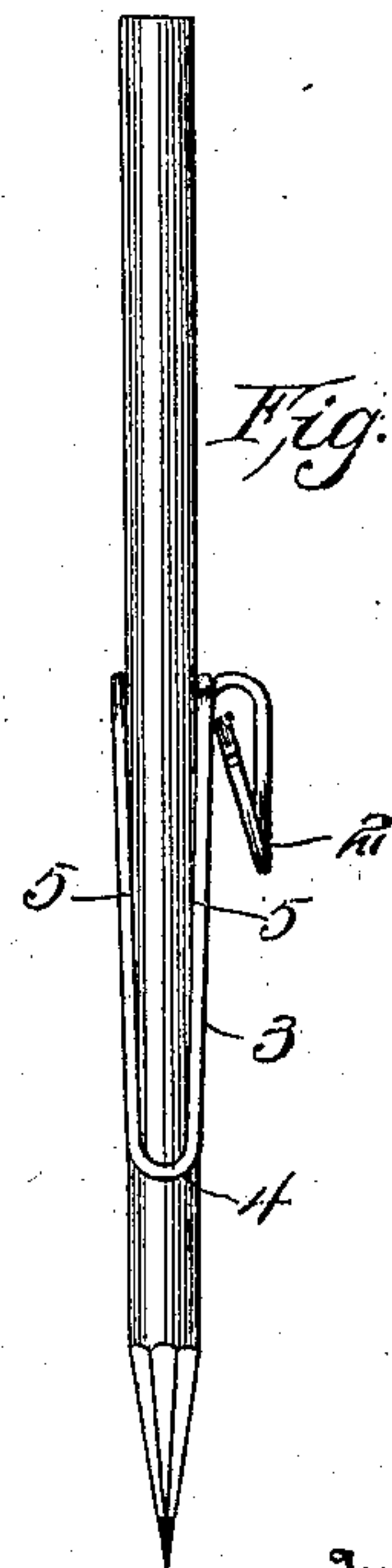


Fig. 3.

Witnesses

Louis D. Heinrichs
Herbert D. Lawson

Inventor

Ernest M. Cyphers

By

W. J. Fitzgerald & Co
Attorneys

UNITED STATES PATENT OFFICE.

ERNEST M. CYPHERS, OF GREENVILLE, MICHIGAN.

PENCIL-HOLDER.

No. 815,515.

Specification of Letters Patent.

Patented March 20, 1906.

Application filed May 16, 1905. Serial No. 260,716.

To all whom it may concern:

Be it known that I, ERNEST M. CYPHERS, a citizen of the United States, residing at Greenville, in the county of Montcalm and State of Michigan, have invented certain new and useful Improvements in Pencil-Holders; and I do hereby declare the following to be a full, clear, and exact description of the invention, such as will enable others skilled in the art to which it appertains to make and use the same.

My invention relates to holders for pencils, fountain-pens, and the like; and its object is to provide a neat and inexpensive device of this character adapted to be secured within a pocket and which will positively hold the pencil or other like article and prevent the same from tilting or being accidentally displaced.

With the above and other objects in view the invention consists of the novel construction and combination of parts hereinafter more fully described and claimed.

In the accompanying drawings I have shown the preferred form of my invention.

In said drawings, Figure 1 is a view showing the manner in which the holder is connected to a pocket. Fig. 2 is an elevation of the holder and showing a pencil in position therein, and Fig. 3 is a section through the holder.

Referring to the figures by numerals of reference, 1 1 are parallel stems terminating in S-shaped clips 2, which extend under the stems and are adapted to bear upon the body of the holder. This body consists of a length of spring-wire the ends of which are constituted by the stems 1. This wire is bent to form parallel portions 3, and the entire device is folded along its longitudinal center, so as to appear substantially U-shaped in cross-section, as shown in Fig. 3. It will be noticed that the ends of the parallel portions alternate from side to side, and when a pencil is inserted into the holder it spreads apart the adjoining members 3 at the bottom of the

holder and causes them to firmly grip upon the pencil at this point—to wit, where the lower ends of the members 3 bear thereon, as at 4, and where the intermediate portions of said members contact with the pencil, as indicated at 5. As the pencil is thus gripped at points some distance apart, it will be held firmly and cannot tilt or work loose.

Any number of pencils or other like devices can be held at the same time by the holder, the number held only being limited by the number of parallel portions constituting the holder.

The entire device is adapted to be held within a pocket, and the only portions thereof exposed to view are the clips 2. The edge of the pocket is adapted to extend between the members 3 and these clips, and as the said clips are formed of spring metal they will exert a constant tension upon the pocket edge, and therefore prevent accidental removal of the device from the pocket.

This holder occupies very little space and does not tend to bulge the pocket containing it. It can be manufactured at slight cost and constitutes an attractive and finished device for the purposes intended.

Having thus fully described my invention, what I claim as new, and desire to secure by Letters Patent, is—

A device of the character described consisting of a single length of spring-wire bent to produce parallel members, said members being folded along the longitudinal center of the device to form parallel-connected series of members, and spring-clips integral with the ends of the wire.

In testimony whereof I have signed my name to this specification in the presence of two subscribing witnesses.

ERNEST M. CYPHERS.

Witnesses:

CARRIE T. W. BOOTH,
S. A. BOOTH.