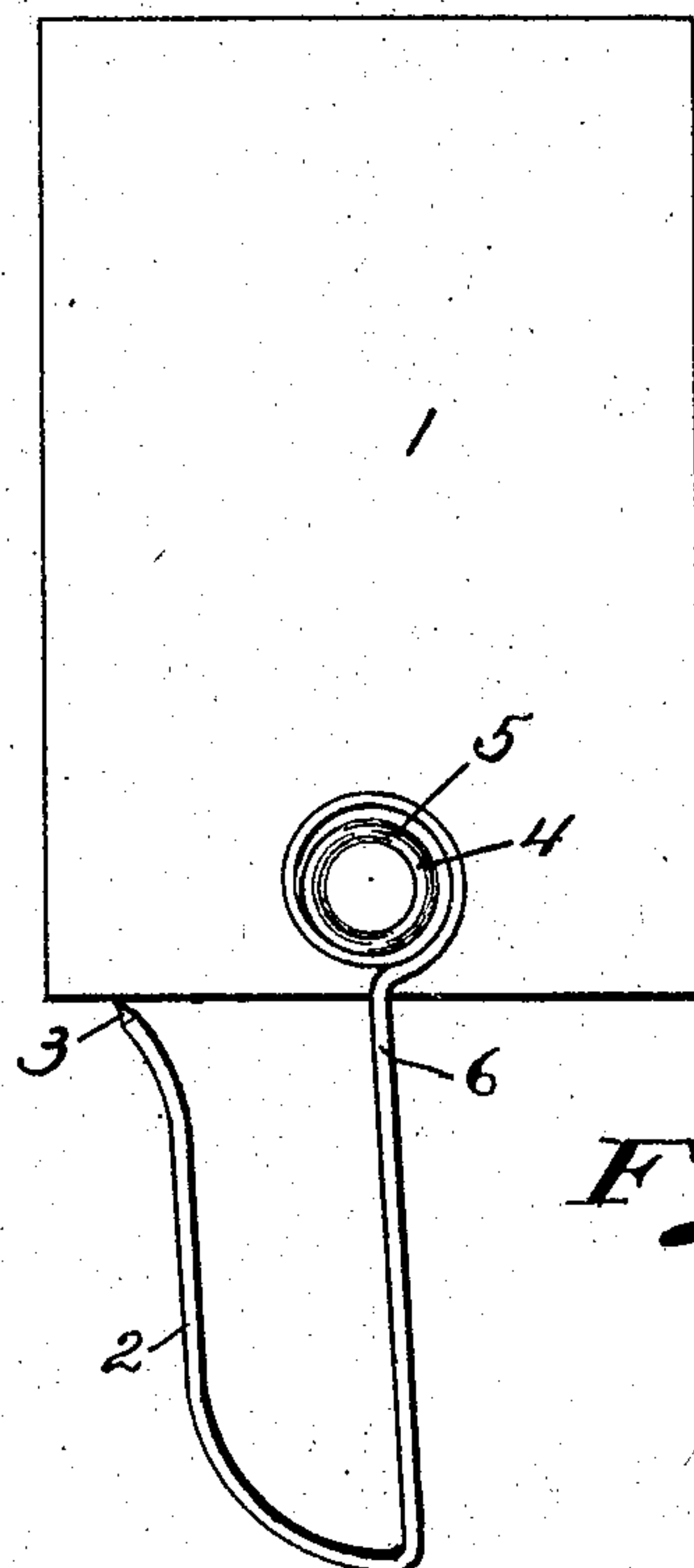
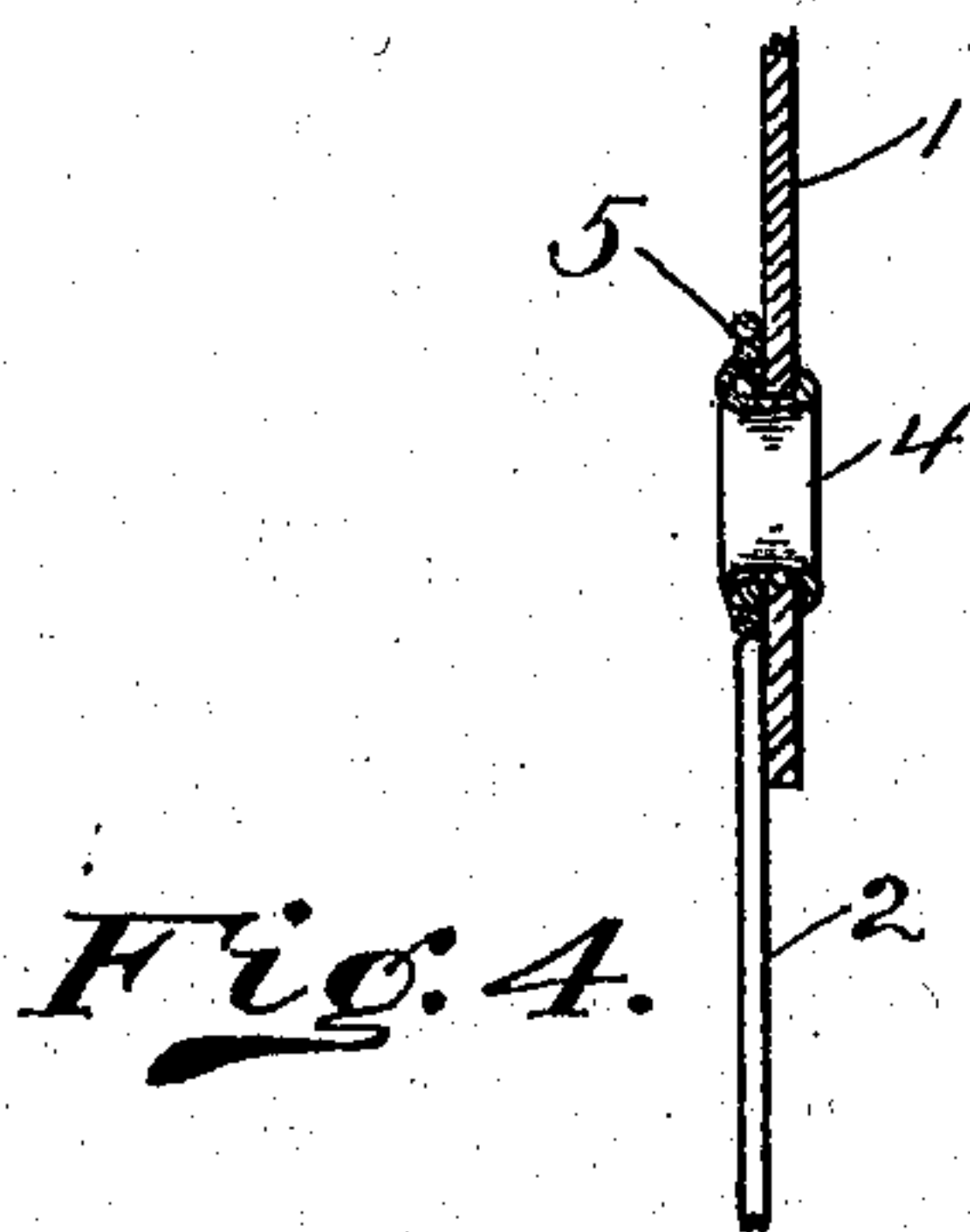
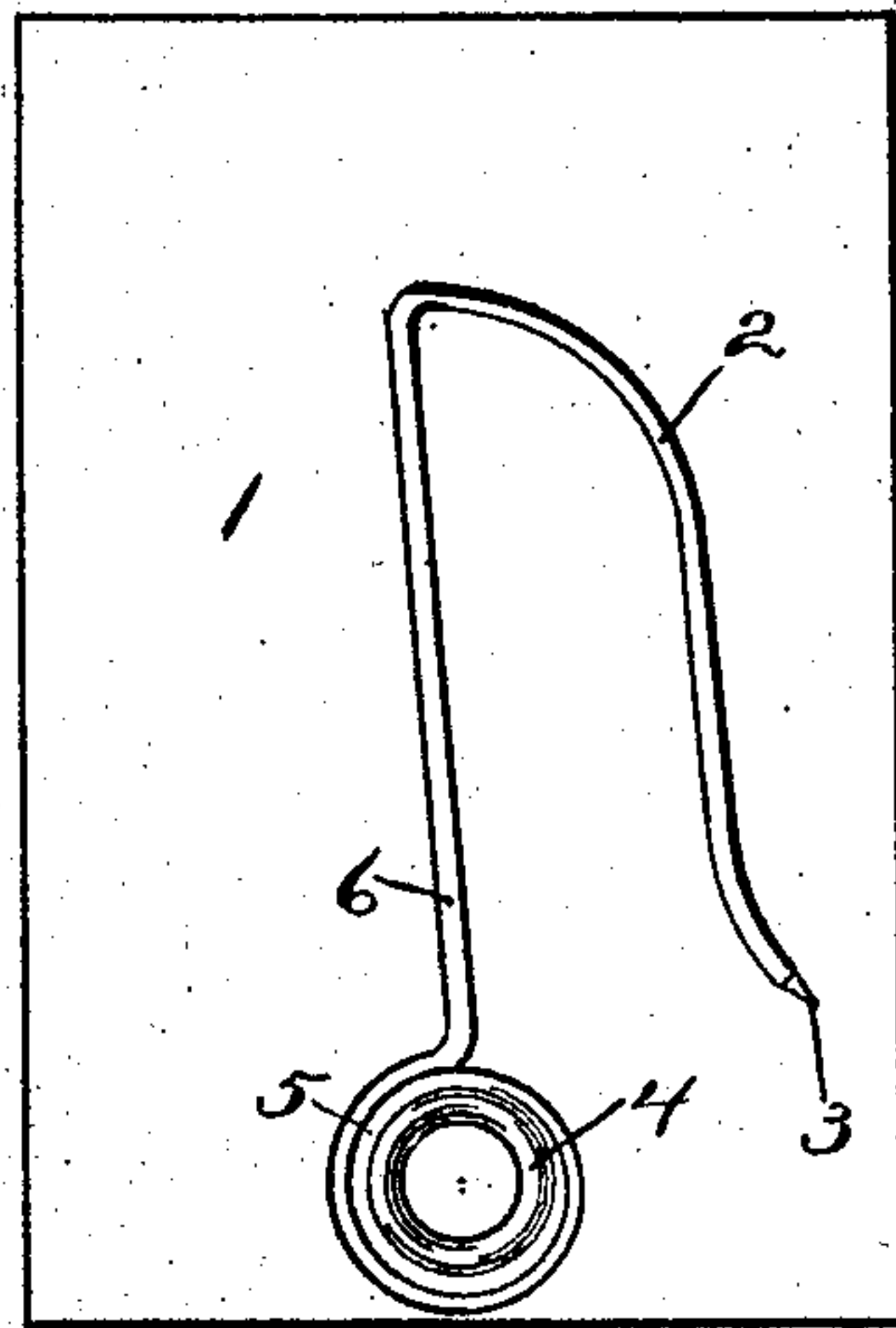
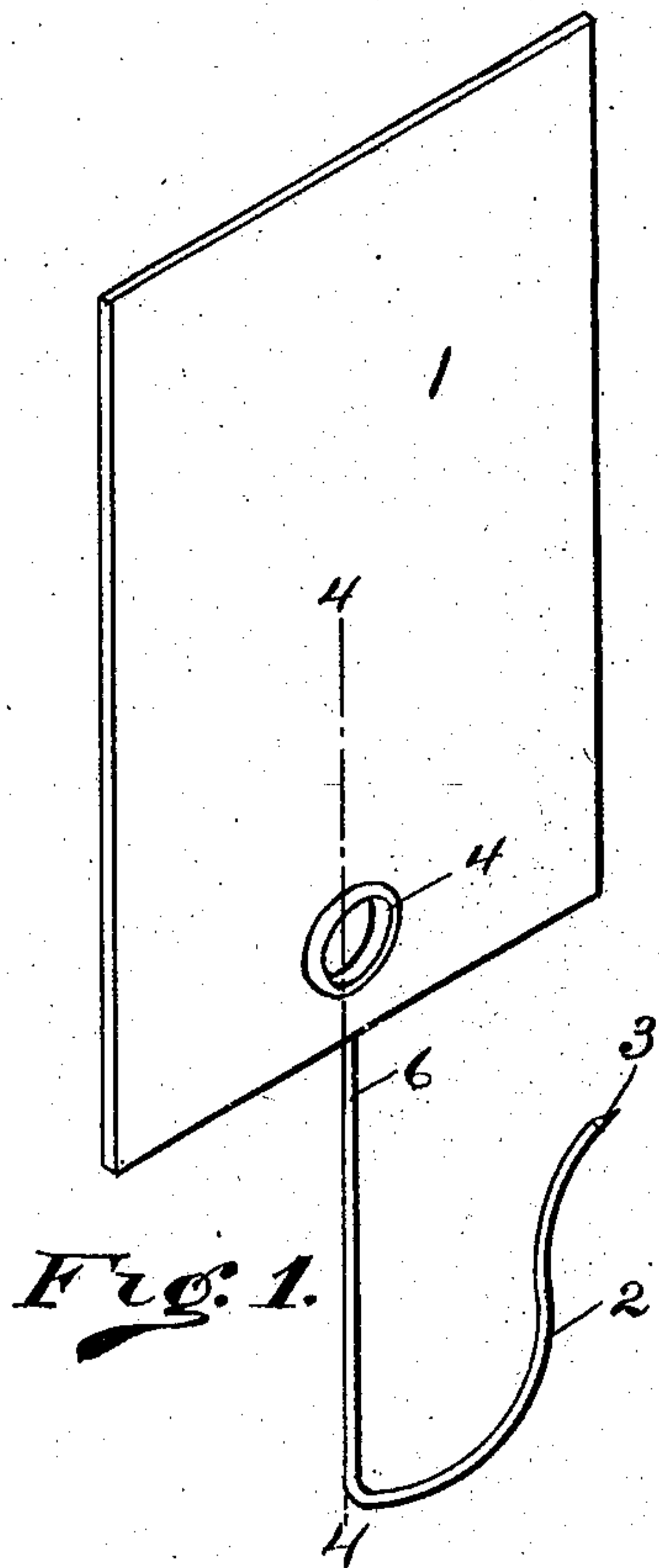


No. 815,427.

PATENTED MAR. 20, 1906.

E. L. HENDERSON.
BILL FILE FOR BILLS, RECEIPTS, AND THE LIKE.
APPLICATION FILED NOV. 20, 1905.



Witnesses
C. M. Palmestock
Glena Pitchard

Inventor
Edwin L. Henderson
by Alfred M. Allen
Attorney

UNITED STATES PATENT OFFICE.

EDWIN L. HENDERSON, OF PLEASANT RIDGE, OHIO, ASSIGNOR TO THE
KEMPER-THOMAS COMPANY, OF NORWOOD, OHIO, A CORPORATION
OF NEW JERSEY.

BILL-FILE FOR BILLS, RECEIPTS, AND THE LIKE.

No. 815,427.

Specification of Letters Patent.

Patented March 20, 1906.

Application filed November 20, 1905. Serial No. 288,251.

To all whom it may concern:

Be it known that I, EDWIN L. HENDERSON, a citizen of the United States, residing at Pleasant Ridge, county of Hamilton, and State of Ohio, have invented certain new and useful Improvements in Bill-Files for Bills, Receipts, and the Like, of which the following is a full, clear, and exact description, reference being had to the accompanying drawings, forming part of this specification.

My invention relates to files for bills, receipts, and the like, consisting of a hook attached to a card or placard, upon which card advertisements can be placed; and the purpose of the invention is to provide a cheap, effective, and convenient arrangement for attaching the hook to the card, so that for transportation the hook may be laid flat with the card to form a convenient package for mailing and so that the hook can be readily and easily converted into a bill-file for use.

In the drawings, Figure 1 is a perspective view of my improved bill-file ready for use. Fig. 2 is a plan view of the back of the card, showing the card and hook arranged for mailing. Fig. 3 is a similar plan view of the card with the hook extended below the card ready to be turned at right angles thereto. Fig. 4 is a detail section on the line 4-4 of Fig. 1.

1 is a card or placard of any convenient size and shape and of any convenient material, upon which advertising matter may be placed, and 2 is a wire hook with a sharpened point 3, which is secured to the card by the eyelet 4.

In order to form a convenient brace for the hook, several coils of the wire 5 are taken around the eyelet or the wire can be bent in other ways in the same plane with the card to form a convenient brace. It will be understood that the inner coil of wire is secured by the eyelet 4 to the card, so that the wire hook may be swung around in a plane parallel with the plane of the card, but that the attachment is sufficiently tight to hold the hook in the position in which it may be placed.

In the position for mailing the hook is turned back behind the card and flat with the card, as shown in Fig. 2, and in this position the device forms a very convenient package for mailing, as the hook hugs the card

closely on one side only and there are no projecting parts liable to become bent or broken while being transported in the mails.

In order to adjust the device for a bill-file, the hook is turned down so that it hangs below the card, as shown in Fig. 3. Then with the face of the card toward the operator he grasps the eyelet and the coils of the hook with one hand and turns the hook a quarter of a turn to the front, so that the hook will then stand at right angles to the card, and the device is then ready for use. In order that this quarter-twist of the hook may be readily performed, I prefer to anneal the wire for a short distance at 6, so that the wire will easily twist on itself at this point without liability of any fracture.

Having thus described my invention, what I claim as new, and desire to secure by Letters Patent, is—

1. As a new article of manufacture, a bill-hook, comprising a card, a wire body portion bent in a plane parallel with the card to form a brace, with means for securing said portion rotatably to the card, and a hook portion normally lying in the same plane with the body portion, and adapted to be turned on itself at right angles to the card, when rotated to extend below the card.

2. As a new article of manufacture, a bill-hook, comprising a card, a wire body portion bent in a plane parallel with the card to form a brace, an eyelet for securing said portion rotatably to the card, and a hook portion normally lying in the same plane with the body portion, and adapted to be turned on itself at right angles to the card, when rotated to extend below the card.

3. As a new article of manufacture, a bill-hook, comprising a card, a wire body portion formed into a flat coil parallel with the card, an eyelet for securing said coil rotatably to the card, and a hook portion normally lying in the same plane with the body portion, and adapted to be turned on itself at right angles to the card when rotated to extend below the card.

EDWIN L. HENDERSON.

Witnesses:

L. W. LEONARD,
J. W. SANGER, Jr.