

No. 814,884.

PATENTED MAR. 13, 1906.

W. A. STETTNER.
UMBRELLA.

APPLICATION FILED JUNE 22, 1905.

Fig. 1.

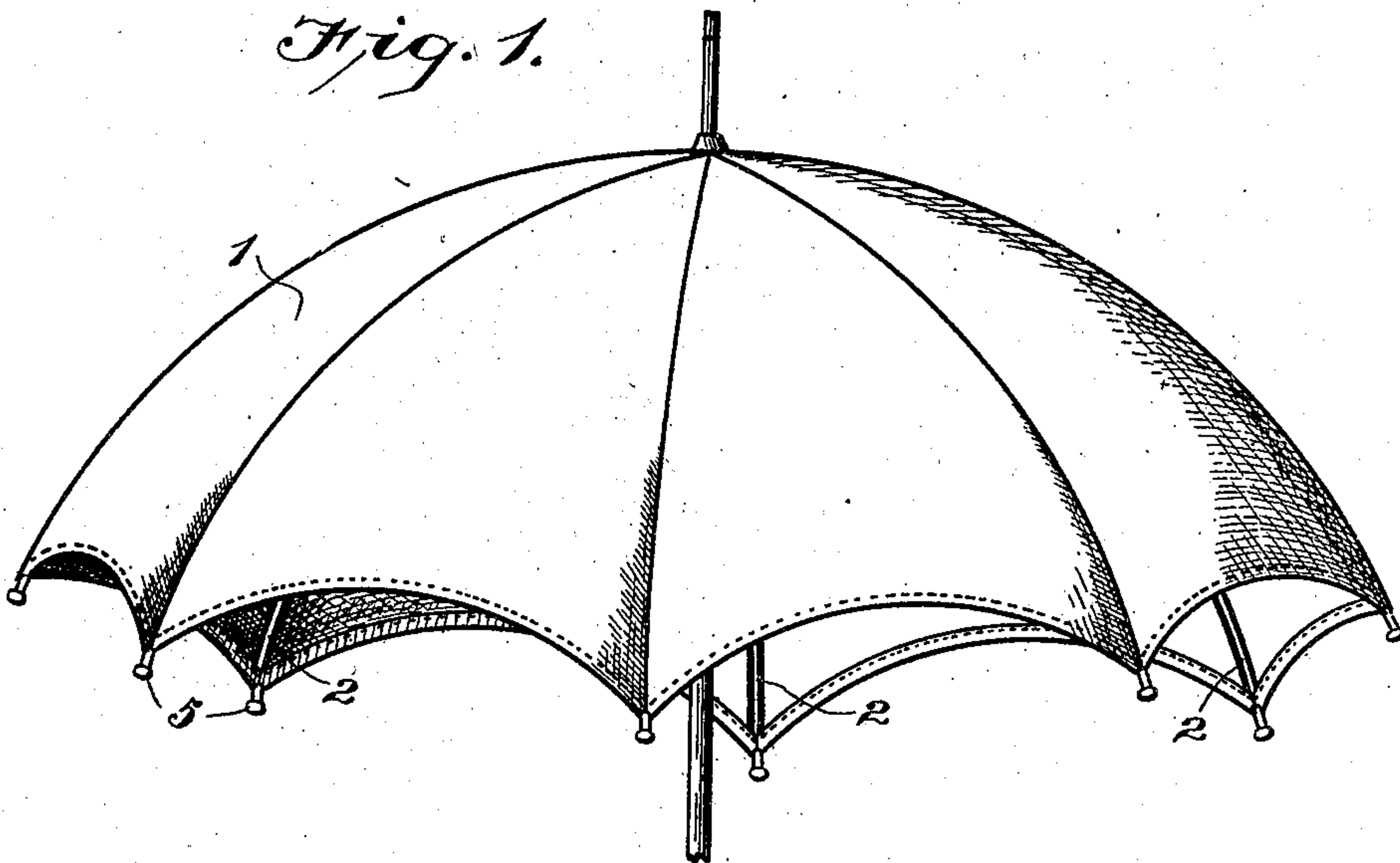


Fig. 2.




Fig. 4.

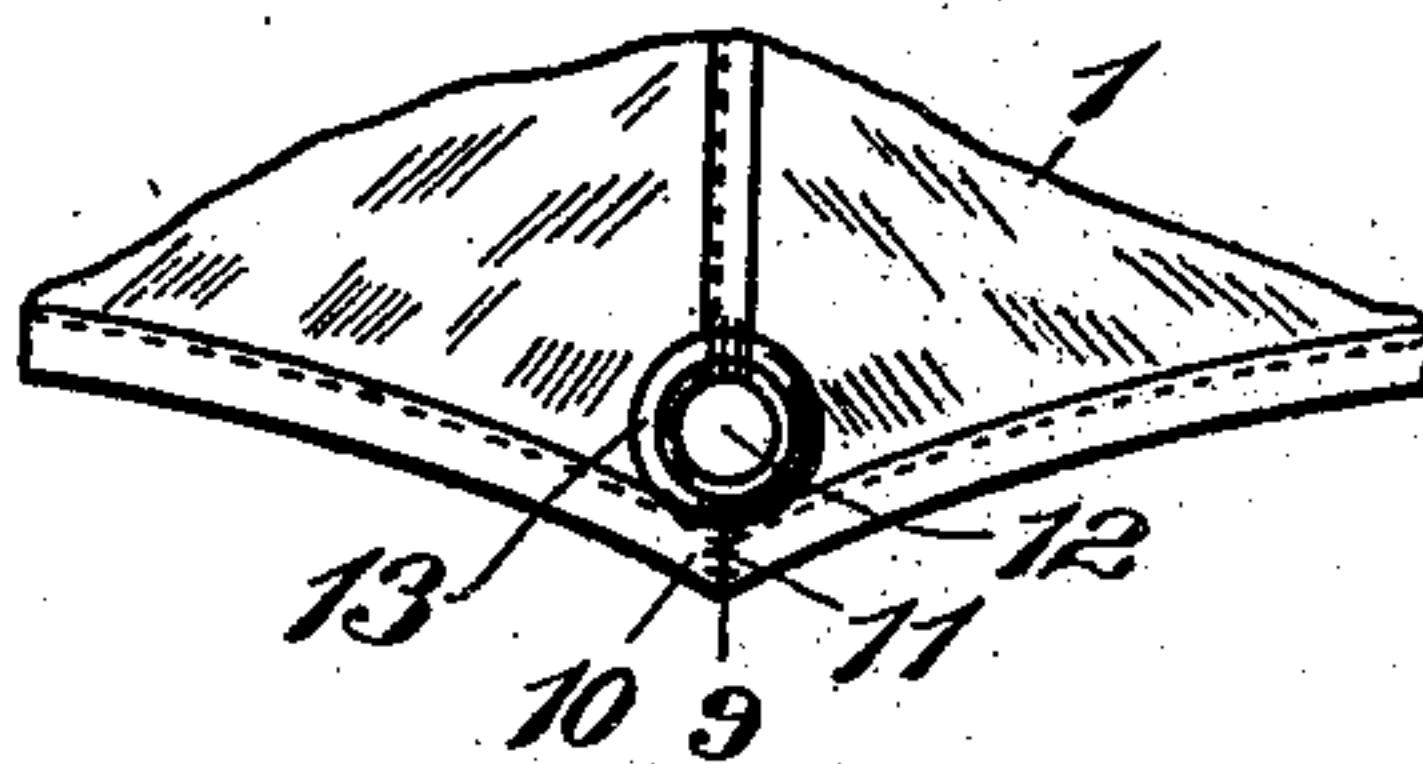


Fig. 3.

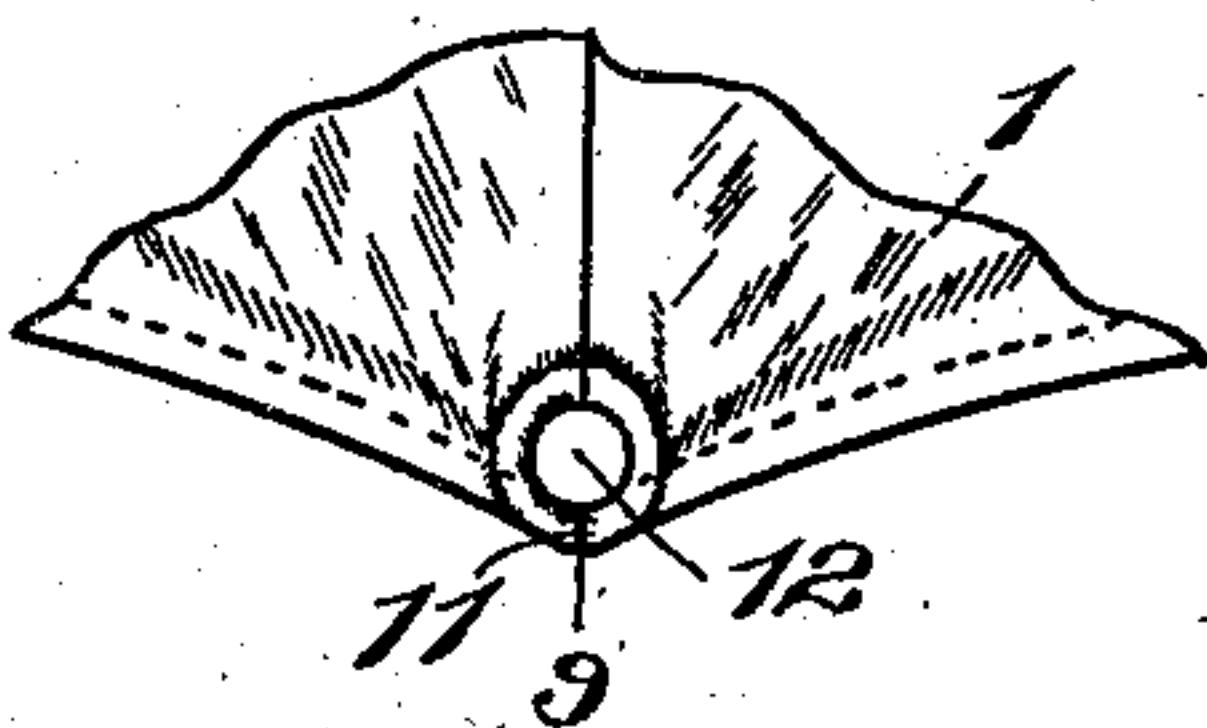


Fig. 5.

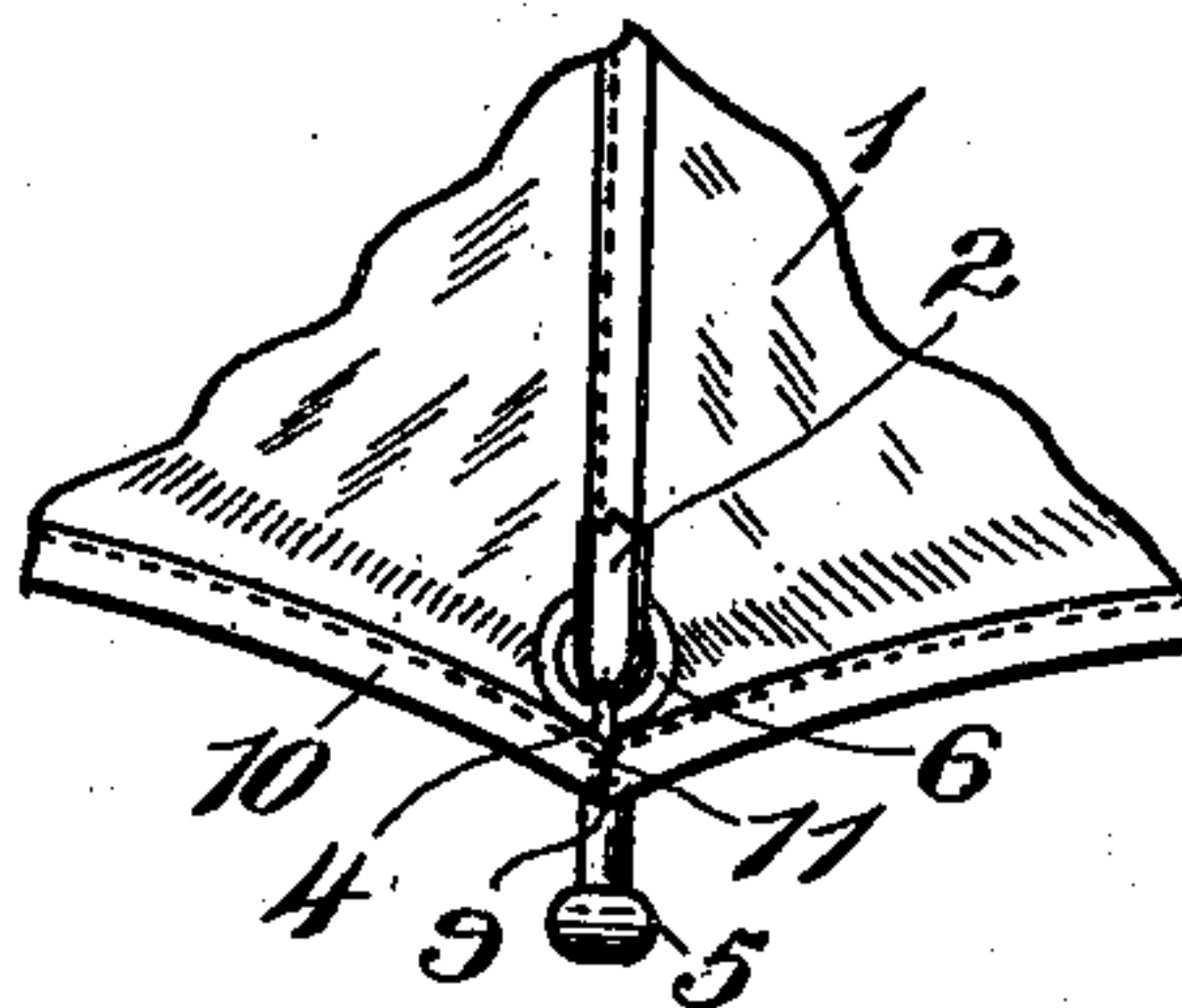



Fig. 6.



Inventor

W. A. Stettner

Witnesses

J. P. Britt
C. C. Dupper

By

O. C. Dupper

Attorneys

UNITED STATES PATENT OFFICE.

WILLIAM AUGUST STETTNER, OF ELGIN, ILLINOIS.

UMBRELLA.

No. 814,884.

Specification of Letters Patent.

Patented March 13, 1906.

Application filed June 22, 1905. Serial No. 266,466.

To all whom it may concern:

Be it known that I, WILLIAM AUGUST STETTNER, a citizen of the United States, residing at Elgin, in the county of Kane and State of Illinois, have invented certain new and useful Improvements in Umbrellas; and I do declare the following to be a full, clear, and exact description of the invention, such as will enable others skilled in the art to which it appertains to make and use the same, reference being had to the accompanying drawings, and to the figures of reference marked thereon, which form a part of this specification.

My invention relates to umbrellas, but more particularly to a removable cover therefor; and my invention has for its object to provide a device of this class which is particularly simple in its construction, cheap to manufacture, and easy to apply to and remove from an umbrella-frame.

A further object of my invention is to provide a removable umbrella-cover which when applied to the frame is in appearance the same as the ordinary umbrella.

With these objects in view my invention consists in the novel construction for fastening the cover to the frame.

My invention also consists in certain other novel features of construction and in combinations of parts, which will be first fully described and afterward specifically pointed out in the appended claims.

Referring to the accompanying drawings, Figure 1 is a perspective view of umbrella. Fig. 2 is a view showing cover in section and rib in elevation. Fig. 3 is an edge view of one of the points of cover. Fig. 4 is an inside view of same. Fig. 5 is a bottom plan showing rib broken away, and Fig. 6 is a perspective view of end of rib.

Like numerals of reference indicate the same parts throughout the several figures, in which—

1 indicates the umbrella-cover, and 2 the ribs. The ribs 2, as shown in Figs. 2 and 6, are provided with a loop 4 near the ends 5 thereof, and a small ring 6 is carried in said loop. The rib 2 is also cut away at intervals at 7, so as to accommodate a string 8, secured to the cover 1. Referring particularly to the cover, it will be seen that the material at the points 9 is turned under at 10, and referring to Figs. 3, 4, and 5 it is seen that the edge of the cover is sewed together at 11, thus forming a hole or opening 12, through which the

end 5 of the rib extends, and sewed under the cover near the said hole or opening 12 is a small ring 13.

Having thus fully described the several parts of my invention, its operation is as follows: In order to secure the cover to the frame of the umbrella, the end of the stick is passed through the usual opening in the center of the cover, and the end of each rib is successively passed through the small ring 13 and through the opening 12, formed at each point 9. The end of the rib passes through said ring and said opening until the loop 4 and ring 6 carried therein engage the said ring 13, secured to the cover, which effectually holds the cover in position on the ribs. In order to remove the cover, the same is simply slipped off the end of the ribs.

I am aware that removable umbrella-covers have been used before; but for the most part they are unsightly and can at least be easily detected. With my construction, however, the umbrella-cover has the appearance of an ordinary one, as there is nothing from outside the cover, as will be seen from Figs. 1 and 3, for the reason that the construction of the points 9 of the cover forming the opening 12 allows only the ends of the ribs to be seen and, furthermore, acts as a guard against an accidental detachment of the cover, for the reason that the said opening 12 is made to fit the rib snugly, as shown in Fig. 2, and will not pass over the ball at the end of the rib unless forced over. While, however, the construction prevents accidental detachment of the cover when the umbrella is closed, it aids in stretching the cover and in holding the same on the ribs when the umbrella is open, for the reason that the strain on the cover draws the ring 6 into position shown in Fig. 2, in which position the lower portion of the material of the cover around the opening 12 engages the lower portion of the said ring 6, thereby equalizing the strain and relieving the stretching, which secures the said ring to the cover to a considerable extent. Furthermore, should after long usage the said stitching break which secures the ring 6 to the cover the turned-under portion of the material surrounding the opening 12 would engage the said ring 6 and hold the cover in position until the ring 6 could be again sewed to the cover, which effectually prevents the cover from sliding up the ribs, as is frequently seen in the use of the ordinary covers and which ruins the appear-

ance of an otherwise good umbrella, causing it to look unsightly and dilapidated.

Having thus described my invention, I do not wish to be understood as limiting myself to the exact construction herein set forth, as various slight changes may be made therein which would fall within the limit and scope of my invention, and I consider myself clearly entitled to all such changes and modifications.

What I claim as my invention, and desire to secure by Letters Patent of the United States, is—

1. In a removable cover for umbrellas, the combination with the ribs provided with a loop near the ends thereof and a ring carried in said loop, of a cover having the material turned under at the points thereof and secured in such manner as to form an opening to receive the rib and a ring secured under said cover adjacent the said points arranged to engage the said loop and said ring on said ribs, substantially as described.

2. In a removable cover for umbrellas, the

combination with the ribs provided with a ring near the ends thereof, of a cover having the material at the points thereof secured in such manner as to form an opening to receive the rib and a ring secured under said cover adjacent the points thereof and arranged to receive the rib and to engage the said ring on the rib, substantially as described.

3. In a removable cover for umbrellas, the combination with the ribs, of a cover having the material at the points thereof arranged to form an opening to receive the ribs, a ring secured under said cover adjacent the said points arranged to receive the rib and means on said ribs to engage said ring to hold the same at the end of said rib, substantially as described.

In testimony whereof I affix my signature in presence of two witnesses.

WILLIAM AUGUST STETTNER.

Witnesses:

GEO. V. STEDMAN,
GEO. B. PRATT.