

No. 814,630.

PATENTED MAR. 6, 1906.

D. F. STOKES.
MAIL BAG CATCHER.
APPLICATION FILED JUNE 21, 1905.

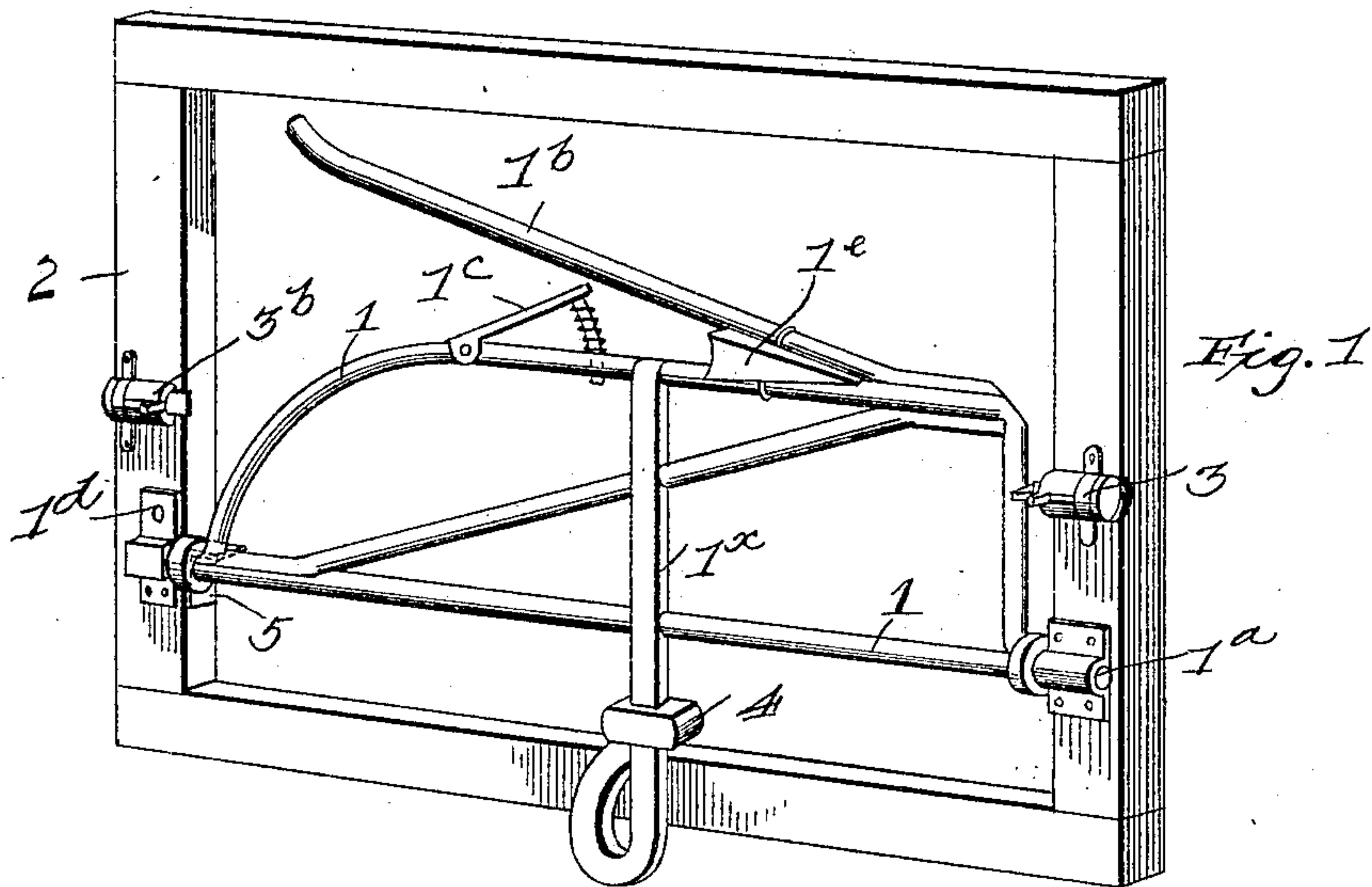


Fig. 2.

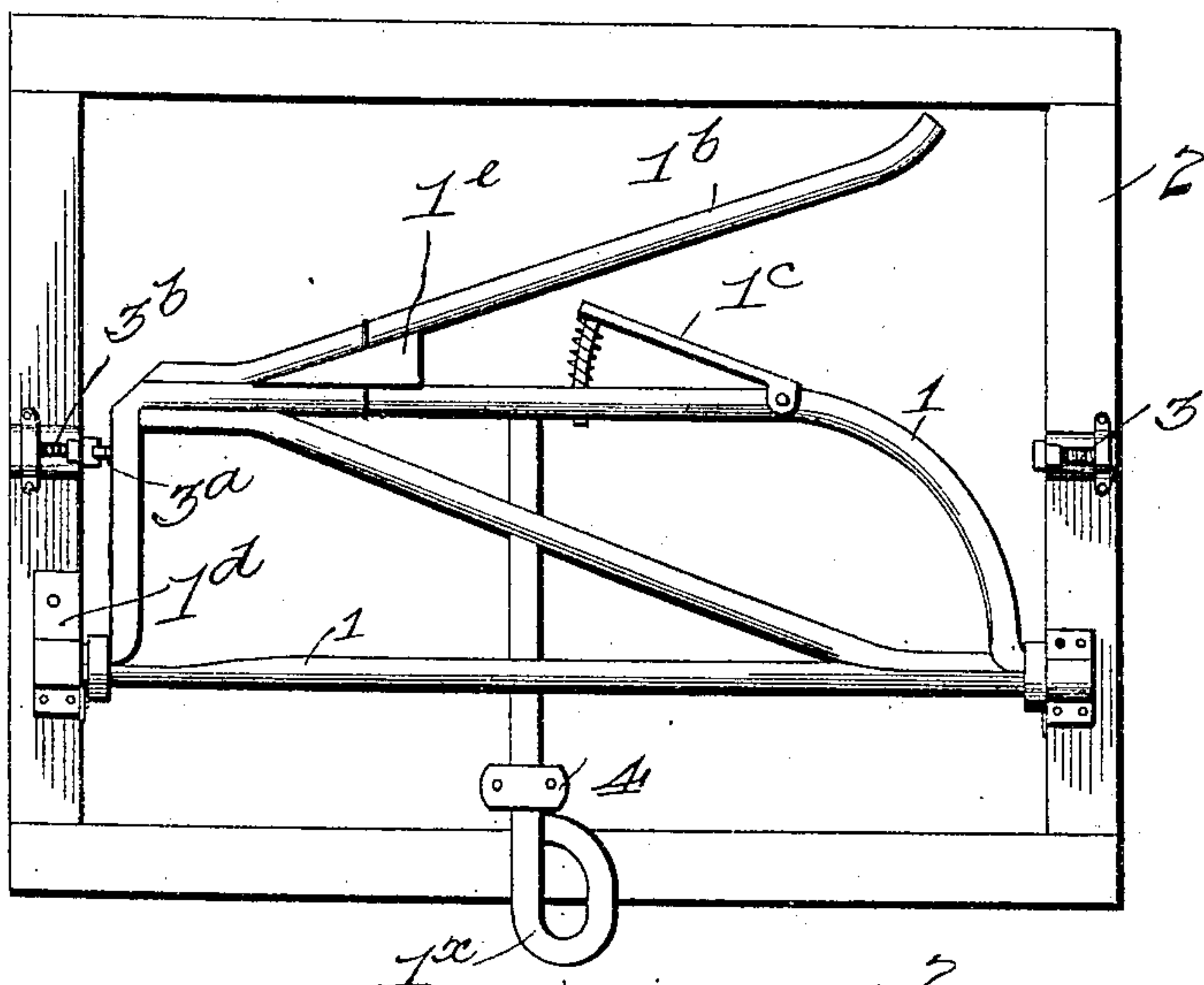


Fig. 3.

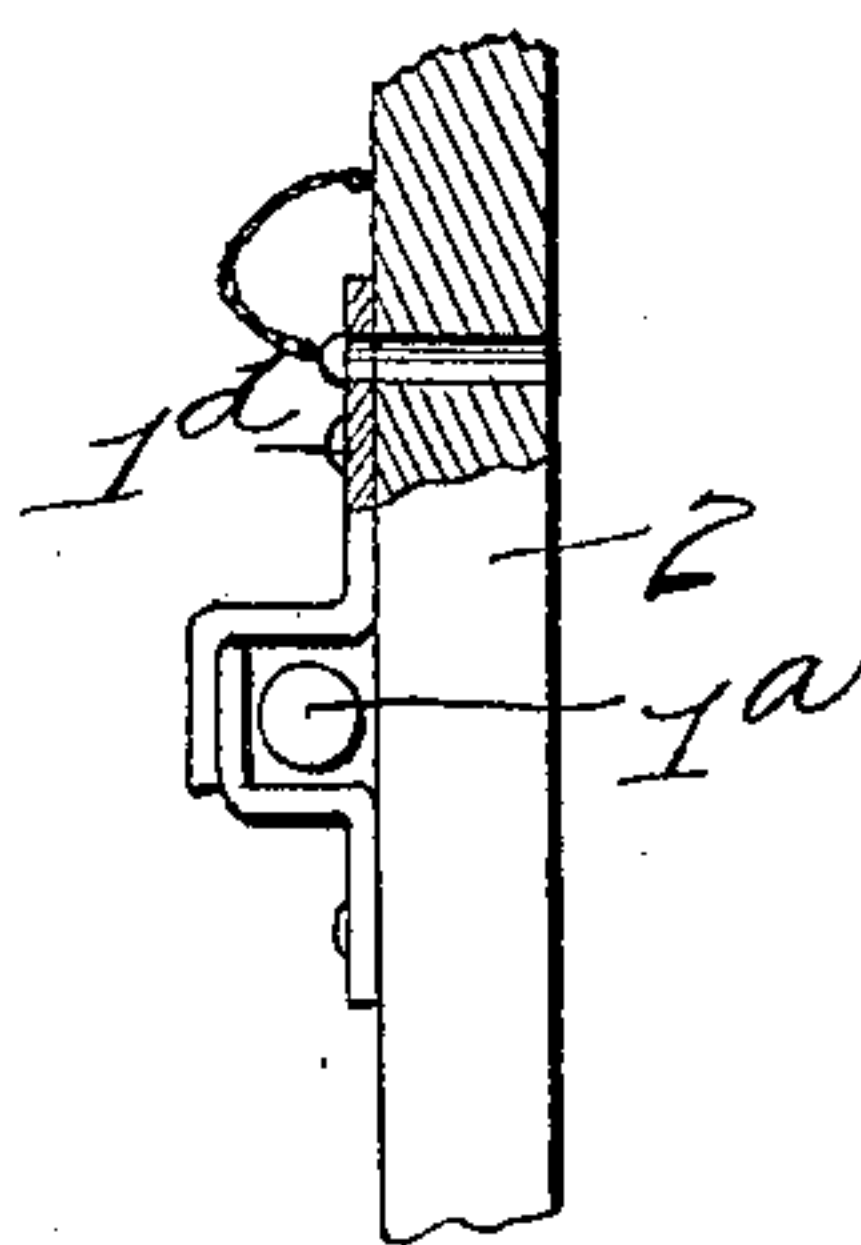


Fig. 4.

Witnesses
J. H. Macdonald
J. E. Bolen.

Inventor
Delmer F. Stokes

By Edmond Brin.

Attorney

UNITED STATES PATENT OFFICE.

DELMER F. STOKES, OF KENTON, OHIO, ASSIGNOR OF ONE-HALF TO
ALBERT MOORE, JR., OF KENTON, OHIO.

MAIL-BAG CATCHER.

No. 814,630.

Specification of Letters Patent.

Patented March 6, 1906.

Application filed June 21, 1905. Serial No. 266,315.

To all whom it may concern:

Be it known that I, DELMER F. STOKES, a citizen of the United States, residing at Kenton, in the county of Hardin and State of Ohio, have invented certain new and useful Improvements in Mail-Bag Catchers; and I do hereby declare the following to be a full, clear, and exact description of the invention, such as will enable others skilled in the art to which it appertains to make and use the same.

My invention relates to improvements in what may be termed "mail-bag catchers" for use upon cars.

Objects of the invention are to provide for the ready and assured catching of the mail bags or pouches as they are thrown from a station to the car and the effective retention thereof as against rebounding when thus caught; also, to reduce or lessen the concussion arising from the catching of the mail bags or pouches under these circumstances.

Said invention consists of certain structural features, substantially as hereinafter fully disclosed, and particularly pointed out by the claims.

In the drawings hereto annexed, Figure 1 is a perspective view of the preferred embodiment of my invention. Fig. 2 is a view showing crane or catcher reversed. Fig. 3 is a cross-section. Fig. 4 is an enlarged detailed view of a retaining-latch for the crane.

In carrying out my invention I provide a crane or catcher proper, 1, preferably of the general structural outline shown, which is axially hung by suitable trunnion-like extensions 1^a thereof between facing uprights of a metal frame 2 to the car in front of the door-opening. Said catcher 1 has a spring-actuated latch 3 so arranged thereon as to provide for its engagement with a keeper or catch 3^a upon one of the facing-strips aforesaid to retain the catcher in vertical position, as when in practical use. The arrangement of a like keeper 3^b at the opposite edge of the door-opening provides for the reversed using of the catcher, as in the train or car going in the opposite direction. Said catcher has guarding the entrance to the space formed between its horn or arm 1^b and its body portion a spring-retained latch or guard 1^c, whereby as a mail pouch or bag is thrown

and caught upon said arm or horn said bag or pouch will upon striking or engaging said guard or latch, as it does, pass behind the latter and be thus held in place as against rebounding therefrom, said latch or guard under the action of its spring having been returned to its initial position the instant said bag or pouch "shot" past it. The force or concussion of such passage of said pouch or bag is in a great measure compensated by equipping the catcher with a rubber buffer 1^e, suitably disposed and held upon the latter.

Suitable pivoted straps or keepers 1^d, effective to retain the trunnions of the catcher 1 in position, also permit by unlatching and suitably manipulating or turning the same the ready removal and replacing of the catcher, as in reversing the latter.

Suitably secured to the uprights of the frame 2 at the requisite points are outstanding brackets 5 for upholding the catcher or crane in horizontal position, as when in practical use.

A handle 1^x, suitably secured to the catcher or crane 1, provides for the ready or convenient manipulation thereof by the operator as to lowering it into horizontal position or raising it into vertical position, as will be apparent. The handle is provided with a weight 4 to counterbalance the weight of the frame of the catcher.

I claim—

1. A mail-bag catcher comprising a frame and a catcher proper axially hung therein and equipped with a spring-actuated latch engaging a keeper in said frame.

2. A mail-bag catcher comprising a catcher and a supporting-frame therefor, said catcher being axially hung therein and having a spring-actuated latch effective for the retention of said catcher in vertical position, said frame also having outstanding therefrom brackets effective for the retention of said catcher in horizontal position.

In testimony whereof I affix my signature in presence of two witnesses.

DELMER F. STOKES.

Witnesses:

WILLIS A. BRELSFORD,
ALBERT MOORE, Jr.