

No. 814,345.

PATENTED MAR. 6, 1906.

B. J. BACON.  
TROUSER SUSPENDERS.  
APPLICATION FILED JULY 18, 1905.

Fig. 1.

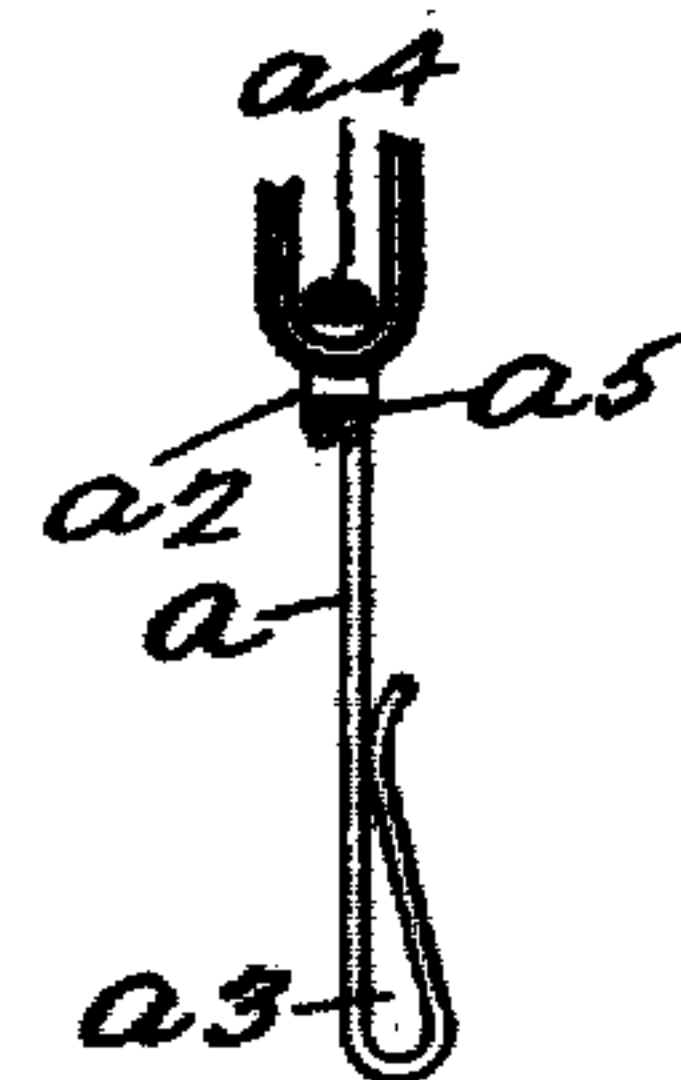
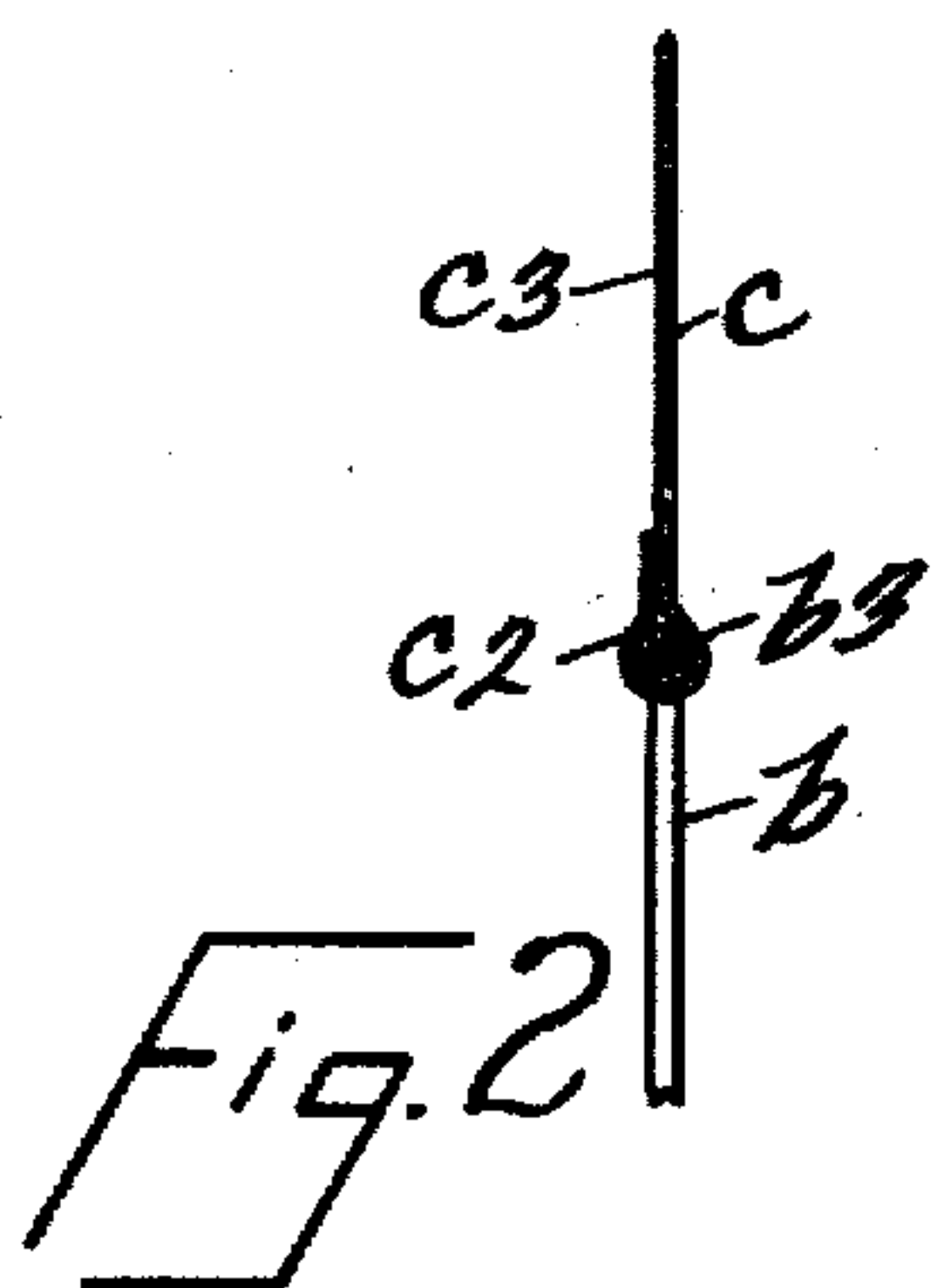
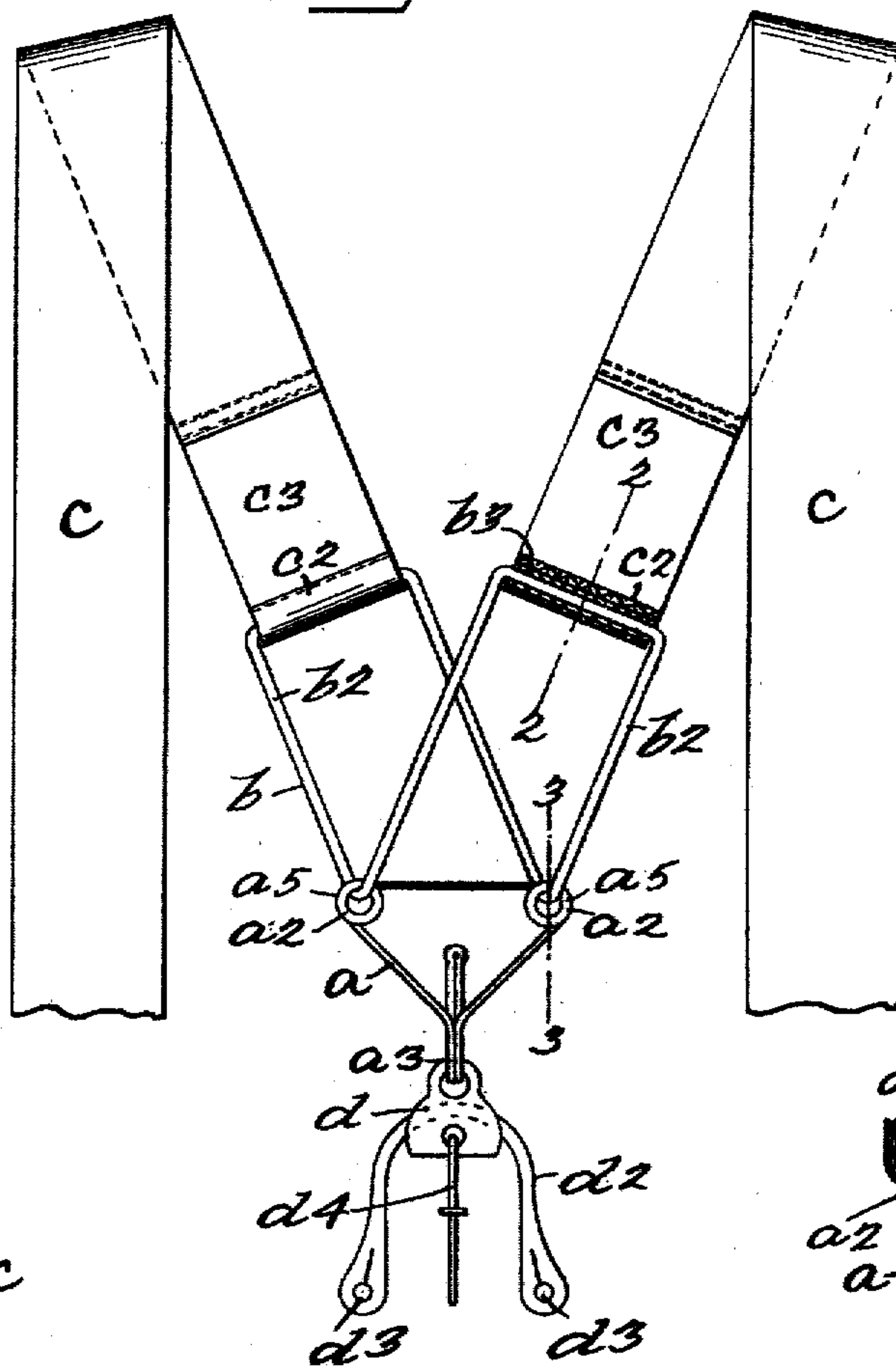


Fig. 2

Fig. 3

WITNESSES

*J. B. Larson*  
*C. E. Mulreany*

INVENTOR

*Benjamin J. Bacon*

BY

*Edgar Tate & Co.*

ATTORNEYS.



# UNITED STATES PATENT OFFICE.

BENJAMIN JAMES BACON, OF SYDNEY, NEW SOUTH WALES, AUSTRALIA.

## TROUSERS-SUSPENDERS.

No. 814,345.

Specification of Letters Patent.

Patented March 6, 1906.

Application filed July 18, 1905. Serial No. 270,186.

*To all whom it may concern:*

Be it known that I, BENJAMIN JAMES BACON, a subject of the King of Great Britain, residing at Sydney, New South Wales, Australia, have invented certain new and useful Improvements in Trousers-Suspenders, of which the following is a specification, such as will enable those skilled in the art to which it appertains to make and use the same.

10 This invention relates to trousers-suspenders; and the object thereof is to provide improved devices for connecting the back end portions of the suspender-straps with the back part of the waistband of a pair of trousers whereby the strain on the straps and on the waistband or the buttons connected therewith will be equalized at all times and the danger of breaking any of said parts largely obviated.

20 The invention is fully disclosed in the following specification, of which the accompanying drawings form a part, in which the separate parts of my improvement are designated by suitable reference characters in each of the views, and in which—

25 Figure 1 is a front view of a pair of trousers-suspenders provided with my improvement, the front end portions of the straps being removed; Fig. 2, a section on the line 2 2 of Fig. 1, and Fig. 3 a section on the line 3 3 of Fig. 1.

30 In the drawings forming part of this specification I have shown at *c* an ordinary pair of suspender straps or webs, and in the practice of my invention I provide a tab-attaching device for connecting the back ends of the suspender-straps with the waistband of a pair of trousers, which is of the following construction: My improved tab-attaching device for the purpose specified involves a combination 35 hook-link *a*, in the opposite side portions of which are eyes or rings *a*<sup>2</sup>, and the bottom end of which is extended downwardly or made V-shaped in form and formed into a hook *a*<sup>3</sup>, which opens upwardly. The combination 40 hook-link *a* is preferably made of wire, and the eyes or rings *a*<sup>2</sup> are composed of double coils of said wire, as shown at *a*<sup>4</sup> in Fig. 3, and passed through said coils is a short sleeve *a*<sup>5</sup>.

45 In order to connect the back ends of the suspender-straps with the combination hook-link *a*, I provide a flexible cord or similar device *b*, which is passed through the eyes or rings *a*<sup>2</sup> and formed into double loops *b*<sup>2</sup>, with each of which one of the straps *c* is connected. 50 The double loops *b*<sup>2</sup> of the cord *b* are passed through sleeves *b*<sup>3</sup>, and the back ends of the

straps *c* are secured around said sleeves *b*<sup>3</sup>, as shown at *c*<sup>2</sup>, and in practice I also preferably insert in or secure to the back end portions of the straps *c* elastic members *c*<sup>3</sup>, which form a 60 part of said straps; but said elastic portions *c*<sup>3</sup> are not an absolutely essential element of my invention.

Suspended from the combination hook-link *a* is a tab-suspending device *d*, through 65 which is passed a tab-strap or similar device *d*<sup>2</sup>, having the usual end buttonholes *d*<sup>3</sup>, by which connection is made with the buttons on the back portions of the waistband of a pair of trousers, and the tab-suspending device *d* is also provided with a central clamp 70 member *d*<sup>4</sup>, by which the drawers or undergarments are suspended at the back.

The tab-suspending device *d* is not shown and described in detail herein, but is described 75 and claimed in another application for Letters Patent of the United States, filed by me on the 27th day of June, 1905, Serial No. 267,185, and the invention described and claimed herein is not limited to the tab-sus- 80 pending device *d*, as any suitable tab-suspending device may be supported by the hook *a*<sup>3</sup> of the combination hook-link *a*.

The invention described and claimed herein consists of the combination hook-link 85 member *a*, having rings or eyes *a*<sup>2</sup> in the opposite sides thereof, and the flexible cord *b*, which is passed through said rings or eyes and with which the back end portions of the suspender-straps are connected in the man- 90 ner described, and any suitable tab-suspending device may be substituted for that shown at *d*, said tab-suspending device being so formed, however, as to be capable of detach- 95 able connection with the hook *a*<sup>3</sup>.

Having fully described my invention, what I claim as new, and desire to secure by Letters Patent, is—

1. The herein-described means for connecting the back end portions of a pair of trousers-suspender straps with the waistband of a pair of trousers, said means comprising a hook-link having eyes or rings in its opposite sides and one end of which is provided with a depending hook member which opens upwardly, 105 an endless cord passed through said eyes or rings and formed into loops with which the back end portions of the suspender-straps are connected, and a tab-attaching device detachably connected with said hook member, 110 substantially as shown and described.

2. The herein-described means for connect-



ing the back end portions of a pair of trousers-  
suspenders with the waistband of a pair of  
trousers, said means comprising a hook-link  
provided at its opposite sides with eyes or  
5 rings and one end of which is formed into a  
depending hook member which opens up-  
wardly, an endless cord passed through said  
eyes or rings and formed into loops, sleeves  
mounted on said loops and around which the  
10 back end portions of the suspender-straps are  
secured, and a tab-attaching device detach-  
ably suspended from said hook member, sub-  
stantially as shown and described.

3. The herein-described means for connect-  
15 ing the back end portions of a pair of trousers-  
suspenders with the waistband of a pair of  
trousers, said means comprising a hook-link  
provided at its opposite sides with eyes or

rings and one end of which is formed into a  
depending hook member which opens up- 20  
wardly, an endless cord passed through said  
eyes or rings and formed into loops, sleeves  
mounted on said loops and around which the  
back end portions of the suspender-straps are  
secured, a tab-attaching device detachably 25  
suspended from said hook member and a  
clamp suspended from the tab-attaching de-  
vice, substantially as shown and described.

In testimony that I claim the foregoing as  
my invention I have signed my name, in pres- 30  
ence of the subscribing witnesses, this 12th  
day of June, 1905.

BENJAMIN JAMES BACON.

Witnesses:

FRANK M. COFFER,  
AABEL E. DE LANGE.