

No. 812,772.

PATENTED FEB. 13, 1906.

S. K. RICE.  
WASHING MACHINE.

APPLICATION FILED MAY 21, 1904.

FIG. 1.

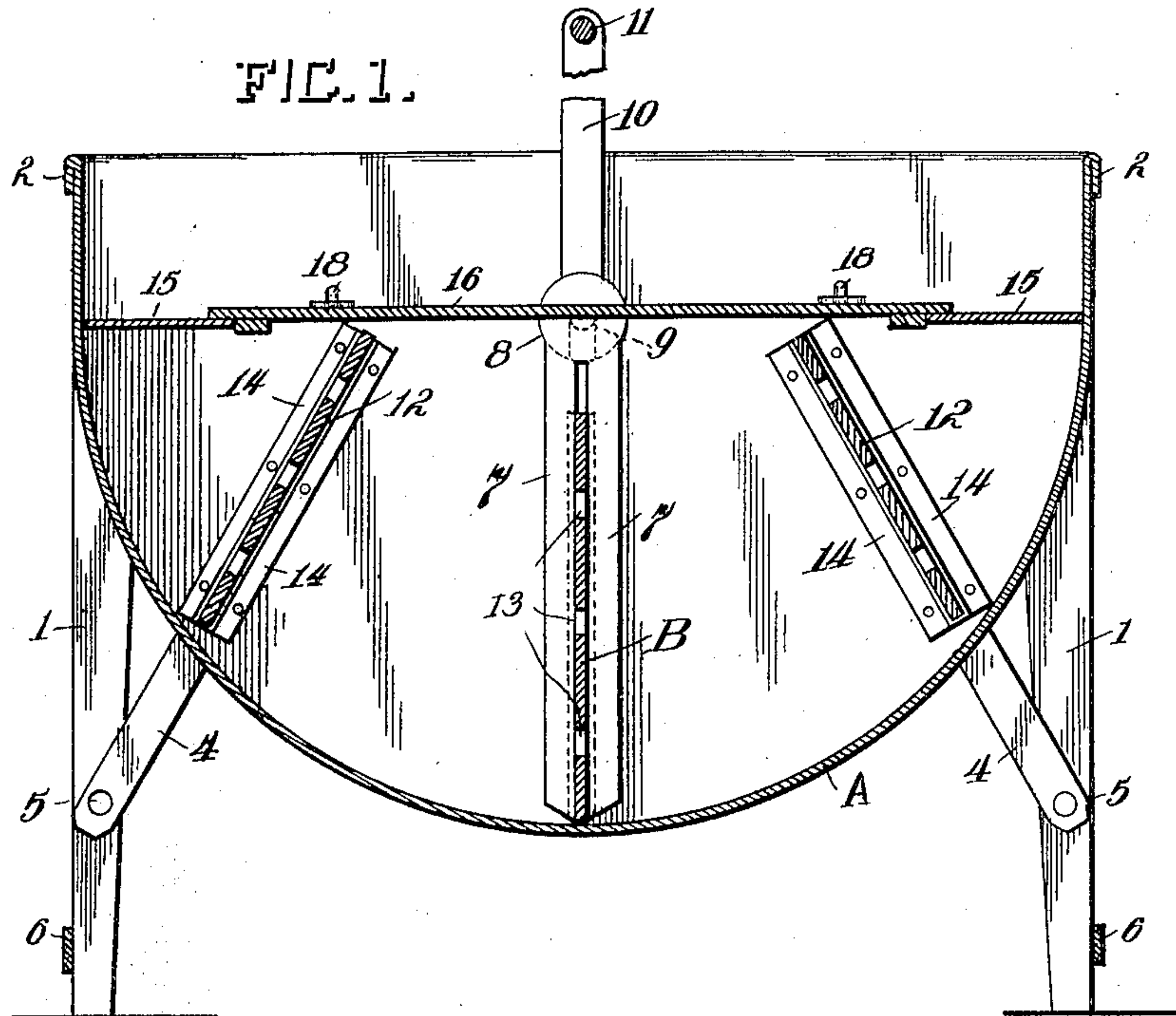


FIG. 2.

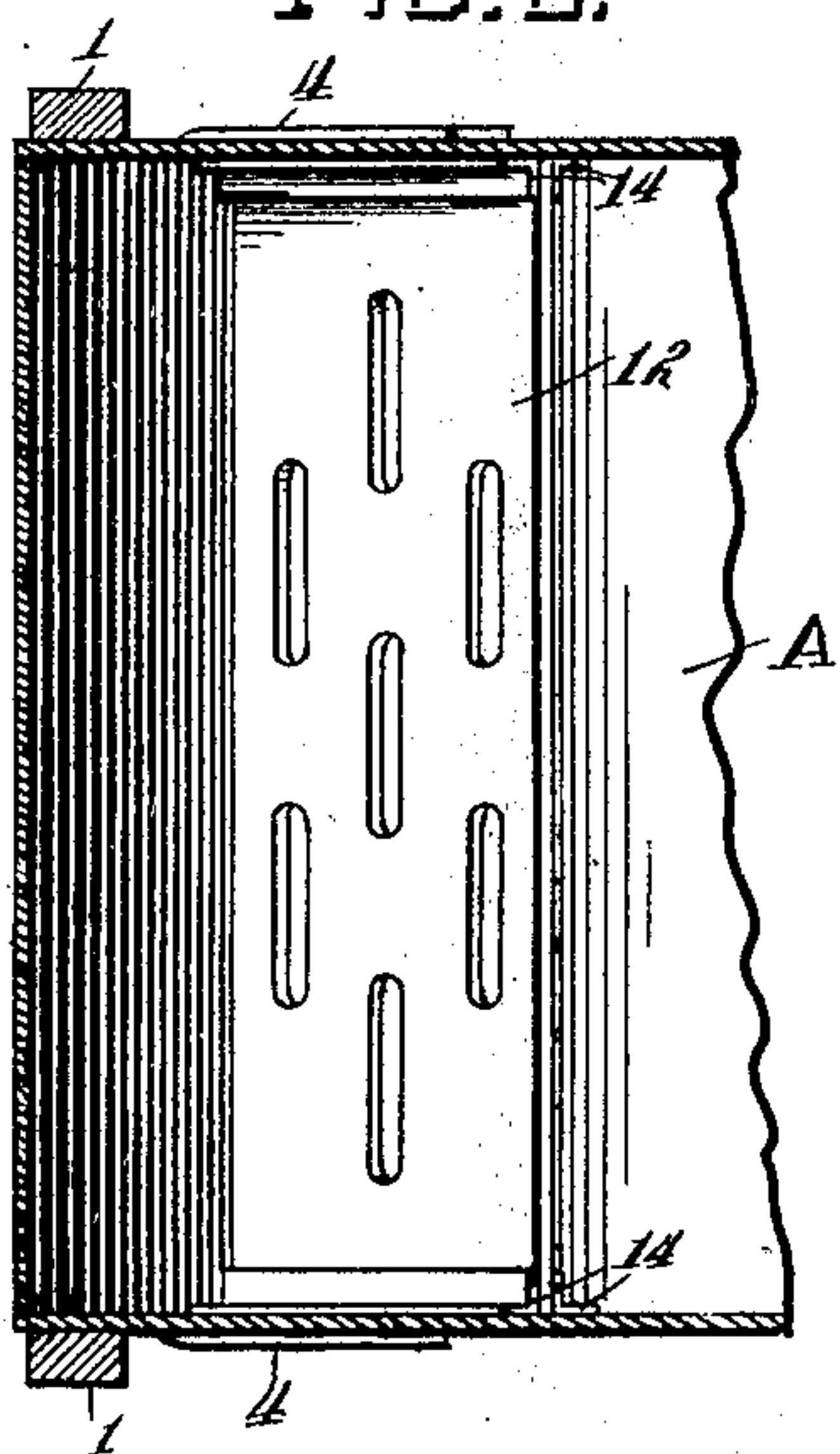
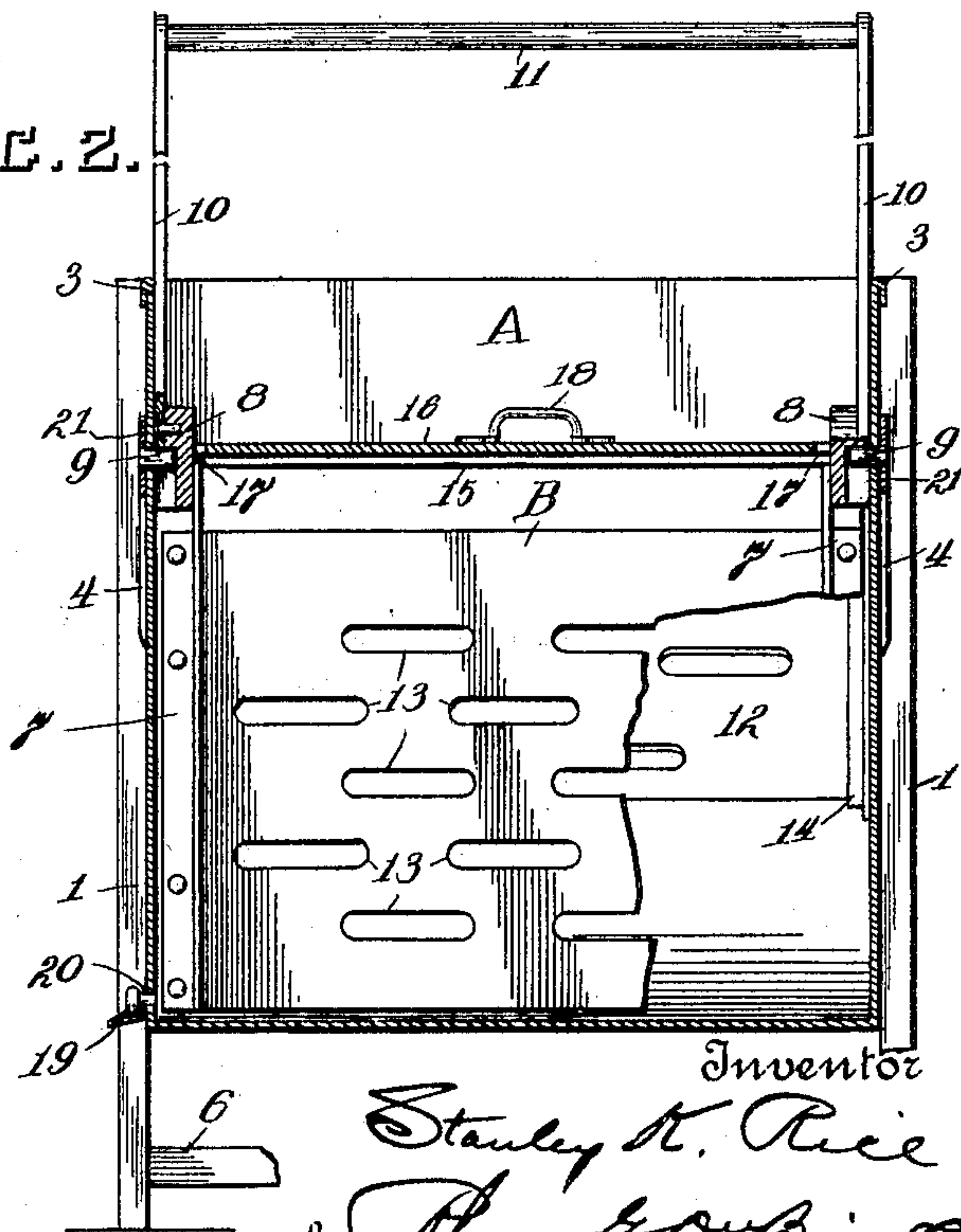


FIG. 2.



Witnesses  
Milton Lenoir.  
Watts T. Estabrook

Inventor  
Stanley K. Rice  
by Thos. E. DuBois & Co.  
Rice Attorneys



# UNITED STATES PATENT OFFICE.

STANLEY K. RICE, OF CONCORD, NEBRASKA, ASSIGNOR OF ONE-HALF TO  
MINER COATS, OF CONCORD, NEBRASKA.

## WASHING-MACHINE.

No. 812,772.

Specification of Letters Patent.

Patented Feb. 13, 1906.

Application filed May 21, 1904. Serial No. 209,004.

*To all whom it may concern:*

Be it known that I, STANLEY K. RICE, a citizen of the United States, and a resident of Concord, in the county of Dixon and State of Nebraska, have invented a new and useful Improvement in Washing-Machines, of which the following is a specification.

My invention relates to an improvement in washing-machines; and the object is to provide a machine which will not tear or injure the clothes and at the same time will do good work.

My invention consists in certain novel features of construction and combinations of parts, which will be more fully described hereinafter, and pointed out in the claim.

In the accompanying drawings, Figure 1 is a view in longitudinal section of my invention, showing the parts assembled. Fig. 2 is a view in cross-section, showing how the rubber and parts are secured together; and Fig. 3 is a detail section of one of the presser-boards.

A represents the body of the machine, made of sheet metal preferably, mounted on legs 1 1, made of wood. The upper edges of the sides and ends are preferably provided with reinforcing-strips 2 and 3, respectively.

Reinforcing-braces 4 4 extend obliquely along the sides of the machine, to which they are secured, the lower ends of the braces being secured to the legs 1 1 by means of bolts 5 5. Cross-bars 6 6 are fastened to the legs to strengthen them and keep them in place.

The rubber B, preferably made of wood, has slots or perforations 13 therein and is secured between two angle-irons 7 7, fastened to bearings 8 8 by any suitable means. These bearings, being made of iron, are mounted on trunnions 9 9, which are securely held by means of the reinforcing-strips 21 and allow the rubber to be moved back and forth by means of arms 10 10, which are preferably made of iron. These arms are secured to the bearings by bolts or other suitable means and are connected together at the top by a cross-piece 11, made of wood, which forms the handle.

Presser-boards 12 12, having slots or perforations therein and extending obliquely along the inner sides of the machine, are removably secured by double angle-irons 14 14,

which are fastened by bolts passing through the braces 4 4 and the sides and body portion of the machine.

Stationary end pieces 15 15, made of iron preferably, are secured horizontally at or near the upper portion of the machine just over and a little to the side of the presser-boards 12 12. A cover 16 has recesses 17 17 in the sides thereof, which fit around the bearings 8 8, and the ends of the cover rest on the stationary end pieces 15 15. The cover may be provided with handles 18 18 for removing it from the machine.

A spout 19 is secured in the outlet-opening 20 for draining off the water from the machine.

By removing the rubber B from the machine the tub can be used for rinsing clothes and the like, and for any other purpose for which a tub might be used.

It will be seen from the foregoing that my invention is made of few parts and is easy to manipulate and one which will not tear or wear on the clothes and can be made and sold at a small initial cost and one which is strong and durable.

It is evident that slight changes might be made in the form and arrangement of the several parts described without departing from the spirit and scope of my invention, and hence I do not wish to limit myself to the exact construction herein set forth; but,

Having fully described my invention, what I claim as new, and desire to secure by Letters Patent, is—

In a washing-machine, the combination with a receptacle, of trunnions mounted therein, bearings mounted upon said trunnions, angle-irons secured to said bearings, a rubber supported by and held between the angle-irons, of arms extending upwardly from said bearings and connected together by means of a cross-piece, and of presser-boards secured to the interior of said receptacle.

In testimony whereof I have signed this specification in the presence of two subscribing witnesses.

STANLEY K. RICE.

Witnesses:

MINER COATS,  
O. E. MARTIN.